

A NEW LOAD ADJUSTMENT APPROACH FOR JOB-SHOPS

Z. Bahroun

LIP2, Faculté des Sciences de Tunis, Dép. des Sciences de l'Informatique, 2092 Manar II, Tunis, Tunisie

J.-P. Campagne

Laboratoire LIESP, INSA-LYON, F-69621 Villeurbanne Bat B. Pascal, 7 av J. Capelle, France

M. Moalla

LIP2, Faculté des Sciences de Tunis, Dép. des Sciences de l'Informatique, 2092 Manar II, Tunis, Tunisie

Keywords: Load adjustment, Finite capacity, overlapping production planning, margins management, job-shop.

Abstract: This paper presents a new load adjustment approach by overlapping for a set of jobs in a job-shop context, guaranteeing the existence of a limited capacity schedule without scheduling under the assumption of preemptive tasks. This approach is based on the exploitation of the tasks scheduling time segments overlapping and on the distribution of the job's margins between tasks in a just in time context. First, we present a literature review concerning load adjustment approaches. Second, we introduce the overlapping load adjustment approach. Third, we present an original heuristic to use this approach in the case of job-shops organized firms. After that, we present the scheduling approach. Finally, we will discuss a more general use of this approach and the possible extensions.

1 INTRODUCTION

Generally, the production planning is made in a hierarchical way in two planning and scheduling decision levels. In the first step, we decide which products to supply, in which quantities and delays, in the second step, we adjust load to the capacity and schedule the tasks on the machines.

There are three main and classical load adjustment approaches. First of all, we have the placement. This approach consists in calculating a detailed tasks schedule. A new task is integrated in the planning if we find a gap in the planning which is bigger than the duration of this task. This approach estimates only one schedule which can be destructed by any disturbance. The second approach is the periodic and cumulative approach. It consists in calculating the cumulative load and capacity for a latest loading and for each period. This approach does not guarantee the existence of a scheduling solution because it does not take into consideration the ready dates constraints. The third approach is the

periodic and non cumulative approach. It consists in assigning tasks to periods and comparing period by period the available and the required capacities. This method estimates only the solutions in which the tasks are fixed in a specific period.

Some researchers studied the problem of sequencing decisions in production planning and scheduling. Dauzere-Peres and Laserre (1999) think that it is better in some cases to integrate the scheduling decision level in the lot sizing decision level and propose an iterative approach for planning and scheduling production. Some researchers integrated the scheduling and capacity constraints in their lot sizing model (see for example, Fleishmann and Meyr, 1997). We can also find a survey on lot sizing and scheduling in Drexl and Kimms (1997). However, most of these approaches consider generally a single machine and are difficultly applicable for real and industrial context.

Many researchers studied also the problem of finite capacity planning. We can state very briefly H. Hillion and Proth (1994) who studied the problem of

Bahroun Z., Campagne J. and Moalla M. (2007).

A NEW LOAD ADJUSTMENT APPROACH FOR JOB-SHOPS.

In *Proceedings of the Fourth International Conference on Informatics in Control, Automation and Robotics*, pages 276-283

Copyright © SciTePress

a finite capacity flow control in a multi-stage/multi-product environment or Gunther (1987) who also developed two heuristics for the lot sizing in the context of finite capacity. Néron et al (2001) developed an approach for solving hybrid flow shop problem using energetic reasoning. This approach has some similarities in the concept with our approach. Indeed, the energetic reasoning was developed to solve “cumulative scheduling problems”. The approach aims to develop satisfiability tests and time-bound adjustments to ensure that a given schedule is not feasible or derives some necessary conditions that any feasible schedule must satisfy.

In comparison with all these approaches, the overlapping load adjustment approach allows to distinguish two main phases. The first phase consists on establishing a long or mid term production planning where the feasibility is ensured without scheduling and tasks placement, which allows us to characterize a set of feasible scheduling solutions. The scheduling will be done only in the second phase.

2 THE OVERLAPPING LOAD ADJUSTMENT APPROACH

The time scale is divided into time periods. Each task of a job has got a processing time, requires one or more resources and has to be realized during a scheduling time segment associated with one or more consecutive periods. The scheduling time segments of consecutive tasks of the same job cannot overlap. From now on and throughout this paper a lapse of time called here lapse, designates a succession of a number of n consecutive periods. Let (a,b) be a lapse composed of a succession of periods which are limited by the periods a and b including them. The shortest lapses are composed of only one period, for instance (a,a). Such a lapse (a,a) is called a basic lapse. The longest lapse is noted (1,H) in which number 1 is associated with the first period of the planning time frame and the letter H the last one. From such a planning time frame, the total number of different lapses is equal to $H*(H+1)/2$. This number is of course to be multiplied by the number of existing processors. The sub-lapse of a lapse is a subset of one or more consecutive periods of this lapse. For instance, the sub-lapses of [1,3] are [1,1], [2,2], [3,3], [1,2] and [2,3]. Every lapse containing a lapse [a,b] is called the over-lapse of [a,b]. For

instance, [1,3] is an over-lapse of [1,1]. Each lapse is characterized by:

- An accumulated capacity: sum of the capacities of each period included in this lapse.
- A direct capacity requirement: sum of the capacities required by the tasks whose scheduling time segment is exactly equal to this lapse.
- An accumulated capacity requirement: sum of the capacities required by the tasks whose scheduling time segment is fully included in this lapse. It is the sum of the direct capacity requirements of this lapse and its sub-lapses.

Dillenseger (1993) sets the following proposition out: for any lapse, its accumulated capacity requirement must be equal or smaller than its accumulated capacity. He proves that it is a necessary and sufficient condition for the existence of a loading solution of the set of tasks (within the limits of their scheduling time segments and considering the capacity levels), according to pre-emptive possibility.

Let's consider the following example of a production plan composed of 7 jobs which will be treated on a single processor with ready and due dates as shown in Table 1 below. The considered period for this example is the week composed of five days (the day is the unit time):

Table 1: Example 1.

Job	processing time (days)	Ready date (beginning of the week)	Due date (ending of the week)
A	2	3	4
B	4	2	4
C	4	4	5
D	1	3	3
E	2	3	3
F	2	2	3
G	4	4	5

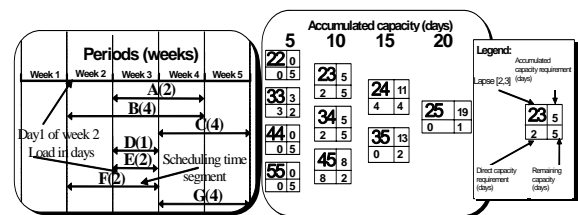


Figure 1: Capacity requirements planning (CRP) and Planning feasibility control graph (PFCG).

Figure 1 represents a capacity requirement planning (CRP) corresponding to the example of Table 1. For instance, task G needs a load of 4 days

(time units) and have a time scheduling segment composed of weeks 4 and 5 (it means that this task should be scheduled and produced in any time inside the weeks 4 and 5). The capacity of a period is 5 days. The margin of task G is so equal to 6 days (10 days of weeks 4 and 5 minus its load of 4 days). The associated planning feasibility control graph (PFCG) is shown in Figure 1. For each lapse of weeks we calculate the direct capacity requirement, the accumulated capacity requirement and the remaining capacity. For instance, the lapse [2, 3] composed of weeks 2 and 3 has a direct capacity requirement equal to 2 days (task F), an accumulated capacity requirement equal to 5 days (tasks with a scheduling time segment included in the lapse: D, E and F) and a remaining capacity equal to (10-5) days. The planning feasibility control graph proves the feasibility of this set of jobs (all the remaining capacities are positive).

Firstly, this load adjustment approach was applied to plan the activities of a make-to-order company in a mono-level context (Dillenseger, 1993). This approach was applied then to a flow-shop composed of m processors (Bahroun, 2000a), to a generalised flow-shop (Bahroun, 2000b) and for the cyclic production context (Bahroun, 1999).

3 APPLICATION FOR JOB-SHOP ORGANIZED FIRMS

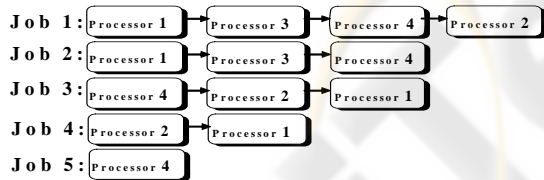


Figure 2: Example of a job shop.

Let us consider N jobs with their due and ready dates. Each job is composed of one to m tasks realized on one to m processors with a certain order which is not necessarily the same for all the jobs (Figure 2). We suppose that these jobs are the results of a products supply calculation in an M.R.P. based system for instance. **We aim at adjusting the load resulted** by these jobs in a **finite capacity way** by adapting the overlapping load adjustment approach to the job shop case.

We will first calculate the scheduling time segment of each task, considering the due and the

ready dates of their job, their precedence constraint and the capacity constraints. After that, we will try to exploit the existing margins. They will be distributed on the different job's tasks and will be assigned with priority to the tasks corresponding to overloaded processors. We have developed a heuristic which tries to share out judiciously the job's margins on their tasks. For this, we calculate a latest loading on all the processors without margins (we only assign the margins of jobs with a unique task). We classify in the load decreasing order the processors. We then assign all the margins to the most loaded processor and after that we keep only the necessary margins to validate the processor loading (for any lapse, its accumulated capacity requirement must be equal or smaller than its accumulated capacity) and transfer the unused margins to the next processor accordingly to the load classification. Then, we reiterate the same treatment to the next processor until reaching the last processor.

We define the following parameters:

- N = number of jobs
- m = number of processors
- Ma_i = the global margin of job i
- p_{ij} = processing time of the task corresponding to job i on processor j.
- $p_{ij} = 0$ if there is not a task of job i on processor j.
- r_i = release or ready date of job i
- d_i = due date of job i
- b_{ij} = beginning of the scheduling time segment of the task corresponding to job i on processor j
- e_{ij} = ending of the scheduling time segment of the task corresponding to job i on processor j
- $ACCP[a,b]_j$ = accumulated capacity of the lapse [a,b] for processor j
- $ACCPR[a,b]_j$ = accumulated capacity requirement of the lapse [a,b] for processor j
- $RC[a,b]_j$ = remaining capacity of the lapse [a,b] on processor j
- d_p = duration of an elementary period.

We note $\lceil x \rceil$ the smallest integer which is greater than or equal to x and $\lfloor x \rfloor$ the biggest integer which is smaller than or equal to x.

Our approach is based on four main steps (we will illustrate our approach with the example of Table 2):

1st step :

We calculate the global job's margins:

$$Ma_i = d_i - r_i - \left(\sum_{j=1}^m \lceil (p_{ij} / d_p) \rceil \right) + 1 \tag{1}$$

Table 2: Exemple 2.

Job	Processing order	Process. time on proc. 1 (days)	Process. time on proc.2 (days)	Process. Time on proc. 3 (days)	ready date (beginning of the period)	due date (ending of the period)	Global margins in periods (weeks)
A	P1→P2→P3	3	2	2	1	6	3
B	P1→P2→P3	2	3	1	1	5	2
C	P1	3	0	0	3	5	2
D	P2	0	2	0	2	4	2
E	P3	0	0	2	4	6	2
F	P3→P2→P1	3	3	2	2	5	1
G	P3→P2→P1	1	1	1	2	6	2
H	P3→P1→P2	2	2	2	3	5	0
I	P3→P1→P2	1	2	2	3	5	0
J	P2→P1	3	3	0	2	5	2
K	P2→P3	0	3	4	3	6	2
L	P3→P1	2	0	3	4	6	1

For our example, we consider a production system composed of three processors (P1, P2 and P3) and a set of jobs (Table 1, $d_p = 5$ days). We calculate the global margins using the last formula and we obtain the results reported in the last column of Table 2. After that, we determine the scheduling time segment of each task according to a latest loading without margins (we assign only the margins of jobs with a unique task like jobs C, D and E, in fact, these margins will be used only on a unique processor and will not be distributed on several processors). For instance, for job A, the last task on processor P3 will have a scheduling segment that ends at the end of week 6 and will begin so, at the beginning of the same week (because the processing time of this task is inferior to a week), the task number 2 for the same job A on processor P2 will have a scheduling segment that begins and ends at week 5. The first task of Job A on processor P1 will have a scheduling segment that ends and begins at week 4. Job C is composed of only one task, so we'll assign its margin and the time scheduling segment will begin at week 3 and ends at week 5. We calculate the scheduling segments of the other jobs in the same way and we obtain the capacity requirement planning of P1, P2 and P3 as shown in Figures 3 and 4.

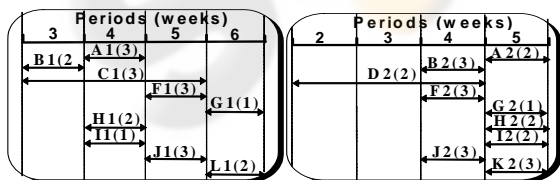


Figure 3: Capacity requirements planning (CRP) of P1 and P2 before treating.

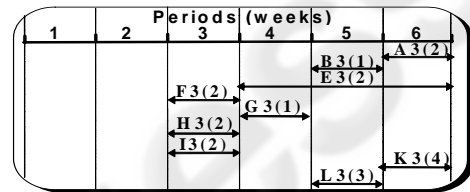


Figure 4: Capacity requirements planning (CRP) of P3 before treating.

After that, we calculate the total load and the load by period for each processor as follow:

Table 3: Calculation of the processor load.

Proces.	Total load in days	Number of concerned Periods(weeks)	Load/period
P1	20	4	5
P2	21	4	5,25
P3	19	4	4,75

We classify and treat the processor in the decreasing order of the load/period: P2, P1, P3.

2nd step:

We assign all the global margins to the processor P2. Then, we calculate for each task the beginning and the ending periods of the scheduling time segment of this task:

$\forall i$ and for a processor j :

e_{ij} remains the same

$$b_{ij} = e_{ji} - Ma_i - \lceil (p_{ij} / d_p) \rceil + 1 \tag{2}$$

If we calculate the beginning time of the second processor of our example, we can generate the

corresponding capacity requirement planning (CRP) and the planning feasibility control graph (PFCG):

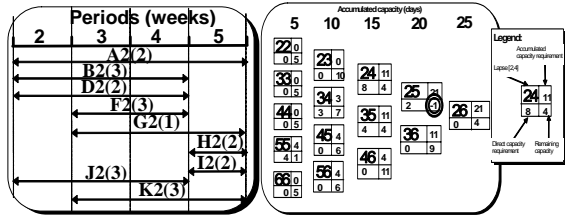


Figure 5: CRP and PFCG of the processor P2 after assigning all the margins.

3rd Step:

We then check the feasibility condition. If we find problems in certain lapses (even with all available margins), we should lengthen the scheduling time segment of some tasks. If for a lapse [a,b] in the processor j, the validation condition is not verified:

- We consider in the duration increasing order all the tasks that $b_{ij} \geq a$ et $e_{ij} = b$.
- In this list, we begin to treat the first task in the k^{th} position in the list with a load equal or superior to the overloading in the lapse which allows us to delay the minimum number of tasks.
- We proceed progressively to the lengthening of the scheduling time segment of these tasks, period by period until the verification of the feasibility condition or arrival to the end of the list.
- If we arrive to the end of the list we try with tasks positioned in the $(k-1)^{th}$, $(k-2)^{th}$... position until the verification of the feasibility condition.

In our example (Figure 5), we remark that we have an overloading in the lapse [2,5] which obliges us to delay of one period, one of the tasks included in this lapse and which finishes in period 5 (A2, G2, H2, I2 or K2 as we can see in CRP of Figure 5). We choose in this example to lengthen the scheduling time segment of task G2 from the lapse [3,5] to the lapse [3,6].

Remark: If we do not accept to delay jobs, the lapses with negative remaining capacity indicate where we must increase the capacity by using for example overtime or interims. We can also introduce the notion of jobs priority for choosing which tasks must be delayed.

4th Step:

Now, we will try to regain margins. We begin with the tasks corresponding to jobs with weak global margins. Tasks of jobs without margins are assigned to the elementary lapses ([1,1], [2,2] etc.), those corresponding to jobs with one period margin

are assigned to the lapses of the second column of the feasibility control graph, those corresponding to jobs with k periods margins are assigned to the column number k etc. Our treatment begins with the lapses of the second column because the corresponding jobs have only one period global margin and we must preserve these precious margins to validate the other processors and use the margins from jobs that have important global margins.

A transfer of a task from the lapse [a,b] to the lapse [a+w,b], adds load to all the over-lapses of [a+w,b] which are not initially over-lapses of [a,b]. The transferred load must be equal or smaller than the remaining capacity on these lapses for maintaining the validation condition.

The proposed approach for this transfer tries to transfer the maximum number of tasks and tries to match in the best way the transferred load in regard to the remaining capacity. Consequently, we construct the set of tasks which can be transferred, and we classify this set in the increasing order of their load. We transfer the tasks one by one in this order while the sum of their load is smaller than the remaining capacity. Then, we take the last task transferred and we try to change it by another task from the remaining tasks of the set and which matches better the remaining capacity. If two tasks have the same load we can choose for example the task corresponding to a product with a greater carrying cost. If we take the example of PFCG in Figure 5, we begin with the lapses of the second column. If we try, for instance, to regain margins from the tasks corresponding to the lapse [3,4], we should transfer the maximum number of tasks to the lapse [4,4]. We can transfer task F2 because the minimum of the remaining capacity of the over-lapses of [4,4] which are not over-lapses of [3,4] (the lapses [4,4], [4,5] and [4,6]) is 5 and it is greater than the load of the task F2. Then, we pass to lapses [4,5], [5,6], and next to the lapses of the third column (for the task G2, we succeed to regain 2 periods, the scheduling time is shortened from the lapse [3,6] to lapse [5,6]). We reiterate this treatment until arriving to the last column. We obtain after treatment of the processor P2 the capacity requirement planning of Figure 6.

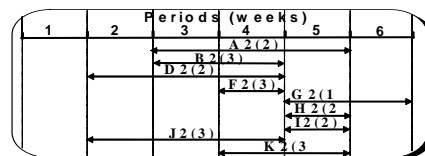


Figure 6: C.R.P. of processor P2 after treatment.

We can generalize this step for a processor j:

\forall the lapse $[x,y]$ / $x= a$ and $y= a+w$ with $1 \leq w \leq H$ and $1 \leq a \leq H-w$:

- Construct the set $A = \{ \text{set of tasks} / b_{ij} = a \text{ and } e_{ij} = a+w \}$ (The set of tasks that their scheduling time segment can be shortened, this set will be ordered in the increasing order of their load).

- Iterate then for $f = w - 1 \rightarrow 0$

➤ $Cap = \text{Min} (RC_j [a+1+z, a+w+n])$ For $n = 0 \rightarrow H - a - w, z = f \rightarrow 0$ (we calculate the maximum load that can be transferred).

➤ Transfer the maximum number of tasks from A (using the approach described in the precedent page) that the sum of their processing times is inferior or equal to Cap. Let C be the set of these tasks transferred and Q the sum of their processing time:

\forall the task $ij \in C$, we put $b_{ij} = a+1 + f$

For $n = 0 \rightarrow H - a - w$ and for $z = f \rightarrow 0$, we do:

$RC_j [a+1+z, a+w+n] = RC_j [a+1+z, a+w + n] - Q$ (We update the new time scheduling segment of the tasks and the remaining capacity of the concerned lapses).

- We update the beginning and the ending of the scheduling time segments of the other tasks on the other processors as follow:

➤ If a task u precedes task j of the same job i on the processor j, we move its scheduling time segment in a manner that the ending time becomes equal to the beginning time of the task j. We effectuate the same treatment until arriving to the first task.

➤ If a task u follows task j of the same job i on the processor j, we update in a symmetrically manner the scheduling time segment of this task and all the other tasks up to the last one.

5th step:

We assign all the unused margins to the next processor (in this case the processor P1). We calculate the scheduling time segments of the tasks corresponding to this processor using the following formulae:

$\forall i$, for a processor j :

$$b_{ji} = e_{ji} - M'a_i - \lceil (p_{ij} / d_p) \rceil + 1 \quad (3)$$

Where $M'a_i$ is the remaining margin.

We can assign margins for a task i on a processor j only if the precedent tasks of the same job are not already treated. We obtain the C.R.P. and

the control feasibility graph of the processor P1 as follow:

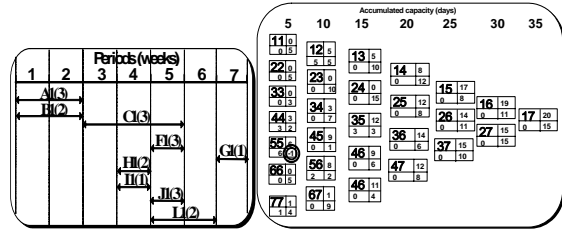


Figure 7: CRP and PFCG of processor P1 after assigning all the available margins.

We check then the feasibility condition. If for a lapse $[a,b]$ in the processor j, the validation condition is not verified, we should lengthen the scheduling time segment of the tasks as follows:

- We consider in the duration increasing order the list of all the tasks included in the lapse $[a,b]$ and that $b_{ij} = a$ or $e_{ij} = b$.

- In order to treat the minimum number of tasks, we begin to treat in this list the first task in the k^{th} position in the list which has a load equal or superior to the overloading in the lapse.

- We try to regain a margin for this task by shortening the scheduling time segment of the precedent task of the same job in a processor already treated.

- We try this for all the tasks positioned in the $(k+1)^{\text{th}}$ position in the list until succeeding or arriving to the end of the list.

- If we arrive to the end of the list, we try with tasks positioned in the $(k-1)^{\text{th}}$, $(k-2)^{\text{th}}$... position until succeeding or arriving to the beginning of the list.

- We must lengthen the scheduling time segment of as many tasks as necessary to validate the feasibility of the problematic lapse.

- If the remaining capacity continues to be negative, we reiterate the treatment of the tasks in the same order but by trying in this case to move completely if possible the precedent task of the same job in the past which allows us to lengthen the scheduling time segment of tasks of this processor.

- If we do not succeed, we treat the tasks in the same order by trying to delay the due date on a minimum number of jobs or by increasing the capacity of the incriminate lapses.

If we take our example, the control feasibility graph of the processor P1 indicates that we have a problem in the lapse $[5,5]$ (Figure 7): the accumulated capacity requirement is 6 days and the available capacity is 5 days, so we should lengthen the scheduling time segment of one of the tasks F1

or J1. If we lengthen the task in the right, the due date order will be delayed (F1 or J1 are the last task of the jobs F and J), so we will try to shorten or move the scheduling time of F2 or J2 in the processor P2. F2 can not be shortened (the scheduling time segment is one period). J2 can be shortened, the scheduling time segment will be shortened to the lapse [2,3]. We verify that the control feasibility graph of P2 remains valid. The scheduling time segment of J1 will become [4,5]. The control feasibility graph of P1 becomes valid and we can try to regain margins like done for the processor P2 in the fourth step. We obtain the C.R.P. of processor 1 as follow:

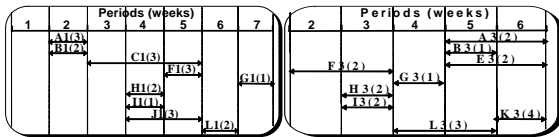


Figure 8: C.R.P. of processor P1 and P3 after treatment.

Then, we apply step 5 for the last processor P3 and we obtain the C.R.P. as shown in Figure 8. We update the beginning and the ending of the scheduling time segments of the other tasks on the other processors as explained in step 4 and we obtain the final CRP of processors P1 and P2:

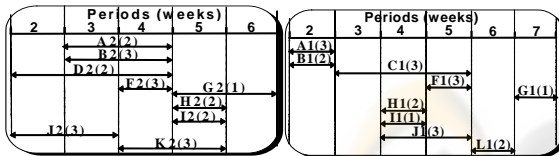


Figure 9: Final C.R.P. of processor P2 after treatment and a possible scheduling solution.

4 SCHEDULING

In case where we admit to interrupt at least one task by period, the overlapping load adjustment approach furnishes a necessary and sufficient condition for the existence of a feasible scheduling solution. The scheduling will be made in a real time manner. Indeed, in the end of each task the responsible will choose the next task between all the tasks that can be loaded and so on. This load adjustment approach will be coupled with a scheduling tool which can function as described below. If we take our example of Figure 1, the real time scheduling can be made as follow:

- In the beginning of week 2 we can choose to begin the task F or B (Figure 1), we choose for instance task B and then task F.
- We arrive at the end of day 1 of week 3 and we see that we can choose between three tasks: A or D or E (Figure 1). The scheduling tool will inform the user if he could really choose one task and during how much time without breaking the feasibility condition. If the user chooses for example task A, the scheduling tool will tell him that the task A can be scheduled for only one day until the end of the second day of the week because there are two tasks E and D with a total duration of 3 days that must be scheduled on week 3. So, if the user decides to choose A, he must interrupt A after one day, schedule E and D and after that, continue with the task A, but the user can choose to schedule E and D without interruption. We suppose that the user chose the task E and so we obtain the partial scheduling described in Figure 10.
- We continue in the same way the scheduling and we can obtain for example the final scheduling of Figure 10.



Figure 10: the partial and final scheduling.

In our opinion, this original approach of scheduling presents many advantages in comparison with the automatic calculation of a schedule. First, the approach is really dynamic, each decision is taken in the last moment and we do not produce plans which will be out of date. Moreover, the user can have its own reasons to choose one task or another. A system that proposes and does not impose but exposes the consequences of each choice in regard to the scheduling which allows the user to decide with full knowledge of the facts and integrates his own criteria. This characteristic could promote the scheduling performance, and allow in all cases the responsibility of the user and his comprehension of the system.

5 EXPERIMENTATION

An experimentation has been carried out on a set of examples. We'll describe very briefly (due to edition constraints) the conditions and the results of this

experimentation. We have constructed 20 examples where we varied the number of jobs (5 to 20) and the number of processors (2 to 4). The total load is always near or superior to the capacity. We compared our approach with the classic approach of placement. For each example, we apply our approach and the placement approach. This placement is applied in two steps: first an earliest placement to determine the earliest due dates and second a latest placement using job's due dates as the maximum between the requested due dates and the earliest ones. We have compared the two approaches in terms of number of jobs delayed. The percentage of jobs delayed with the placement is about 25 % whereas it is equal to 8 % with our approach. This fact proves really the efficiency of our approach. However, we should experiment and compare our approach with other approaches.

6 CONCLUSIONS

We think that the most common approach used in production planning remains MRP II (Manufacturing Resource Planning). The proposed approach in this paper works in a hierarchical production planning and scheduling and constitutes an alternative to the traditional load adjustment approaches used in the CRP (Capacity Requirement Planning) modules in software based on MRP II philosophy. The new heuristic presented in this paper, in comparison with the usual middle and/or long-term planning and scheduling approaches, has the following advantages:

- not setting a long-term tasks scheduling to assure that the planning can be properly carried out;
- exploiting the intrinsic margins of each job to obtain their loading time segments guaranteeing the production planning feasibility under the assumption of pre-emptive tasks;
- distributing judiciously the job's margins on their tasks and trying to respect the just-in-time principles;
- splitting up the production planning into jobs subsets making thus its analysis and its exploitation easier;
- permitting the postponement of the final scheduling jobs problem until the short term at the order release phase and/or the scheduling phase;
- delaying, if necessary, the due dates of some jobs or increasing the capacity in some lapses for guaranteeing in every case the feasibility of the production planning.

We can extend and improve our work by studying the possibility of introducing the overlapping of the scheduling time segments of consecutive tasks. We can also improve our heuristic accordingly since we want to minimize the average tardiness or the max tardiness or the number of delayed jobs.

REFERENCES

- Bahroun, Z., Jebali, D., Baptiste, P., Campagne, J-P. and Moalla, M., 1999. Extension of the overlapping production planning and application for the cyclic delivery context, in *IEPM '99 Industrial Engineering and Production Management*, Glasgow.
- Bahroun, Z., Campagne, J-P. and Moalla, M., 2000a. The overlapping production planning: A new approach of a limited capacity management. *International Journal of Production Economics*, 64, 21-36.
- Bahroun, Z., Campagne, J-P. and Moalla, M., 2000b. Une nouvelle approche de planification à capacité finie pour les ateliers flow-shop. *Journal Européen des Systèmes Automatisés*, 5, 567-598.
- Dauzere-Peres, S., and Lassere, J-B., On the importance of scheduling decisions in production planning and scheduling. *International Transactions in Operational Research*, 9(6), 779-793.
- Dillenseger, F., 1993. Conception d'un système de planification à moyen terme pour fabrications à la commande. PhD thesis, INSA Lyon, France.
- Drexel, A. and Kimms, A., 1997. Lot sizing and scheduling - Survey and extensions. *European Journal of Operation Research*, 99, 221-235.
- Fleischmann, B. and Meyr, H., 1997. The general lot sizing and scheduling problem. *Operation Research Spektrum*, 19(1), 11-21.
- Gunther, H.O., 1987. Planning lot sizes and capacity requirements in a single stage production system. *European Journal of Operational Research*, 31(1), 223-231.
- Hillion, H. and Proth, J-M., 1994. Finite capacity flow control in a multi-stage/multi-product environment. *International Journal of production Research*, 32(5), 1119-1136.
- Néron, E., Baptiste, P. and Gupta, J.N.D., 2001. Solving Hybrid Flow Shop problem using energetic reasoning and global operations. *Omega*, 29, 501-511.