

# ARCHITECTURAL DESIGN VIA DECLARATIVE PROGRAMMING

Luís Moniz Pereira and Ruben Duarte Viegas

*Faculdade de Ciências e Tecnologia, Universidade Nova de Lisboa, Monte da Caparica, Portugal*

**Keywords:** Architectural design, declarative design support system, solution generation by constraint solving, logic programming for design.

**Abstract:** Problem solving by declarative theory building can be an extremely effective method for porting concepts and knowledge from the problem domain to the solution domain, by allowing the implementation of complete procedural constructs and enabling to produce sound solutions. If conveniently expressed, such a theory may be directly coded into a declarative programming language. If expressed within the paradigm of logic programming, then the theory itself represents the very procedure to obtain its desired solutions. The illustrative case study considered here is the obtention of architectural layouts from an adjacency graph: Given a list of imposed adjacencies among a set of planar rectangular spaces (represented by the graph's nodes), the goal is to generate all permissible layouts schemas on the plane which respect the adjacencies, and to determine the minimal modular dimensions of such a set of spaces. Another aim of this article is also to show the guidelines of an effective translation of the theory constructed to solve the proposed problem in Logic Programming, making use of the combined power of two different semantics and their implementations, namely the Well Founded Semantics and the Stable Models one.

## 1 INTRODUCTION

In the architectural domain, the problem of specifying a set of possible architectural layouts for construction purposes is of critical importance. The constraints involved in such a specification are often complex and interleaved, involving matters of topology such as the required or impossible adjacencies in a set of layout plant spaces and matters of dimension regarding the size of each space in order to minimize construction material or to maximize space within the building's architectural skeleton. Additional constraints apply to the overall shape of the layouts' contours.

The problem considered here approaches these issues and promotes automatic methods for the generation of valid alternative layouts given such sets of constraints. In this case, a necessary adjacencies list is initially given, specifying constraints on the topology of the modular layout spaces.

A method of building a requirements theory to solve the general problem was first elaborated and

presented in (Pereira, 1974; Pereira, 1978) and, as such, the main concern here is to provide an efficient translation into a logic program of that theory. This is accomplished in what regards the determination of the permissible hv-assignments constraints to edges (i.e. the assignment of the horizontal or vertical labels to each adjacency edge to signal the relative position of the corresponding separating wall between its two adjacent spaces; and, also, in what regards the determination of the minimal compatible modular dimensions for each space; and, finally, in what regards the drawing of the associated layout scheme). For an example, see Fig 1 below.

The problem offers today the same challenge it did three decades ago, when Algol68 language was the programming vehicle. It is generally highly and elaborately constrained, with each constraint very difficult to implement or even approach, since some of the concepts related to the architectural background are relatively complex. Furthermore, given the overall complexity of the problem, it is quite difficult to

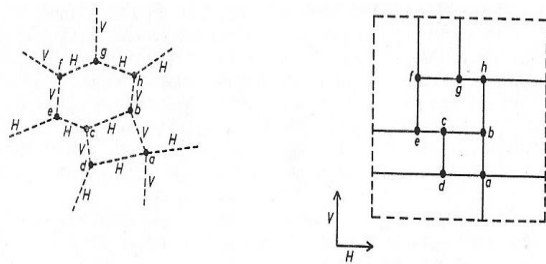


Figure 1: A labelled graph and its associated layout.

produce a declarative implementation solution with classical programming languages.

However, approximately thirty years after, we have available today more and better (declarative) tools and resources and in particular logical and procedural mechanisms to more easily develop such an implementation. For a single comparison, the solution defined in (Pereira, 1974) was indeed completely implemented in Algol68, having the author even to implement his own backtracking mechanism at a high level. Since then, possibly many solutions were implemented in various other languages, but here we are proposing a solution based not in one but in two distinct logic programming frameworks and their implementations (XSB-Prolog and Smodels) aiming at a cooperative chore division that makes use of the better strengths of each.

Additionally, since the appearance of the Stable Models Semantics few significantly pre-existing complex problems have been considered that can effectively test its strengths and weaknesses. The present pre-existing combinatorial problem is perfect for that testing. It is sufficiently complex in some of its subproblems, thereby allowing the latter semantics to be tested thoroughly and hence stress its strengths, and in other of its subproblems too complex or even too unfeasible to even apply that semantics, resorting then to XSB-Prolog and its Well-Founded Semantics and therefore stressing the former's weaknesses. And vice-versa, exchanging the roles of the two semantics. The use of the Stable Models Semantics was enacted through the XASP interface included in XSB-Prolog. The interface syntax can be consulted in (XASP, 2005). More detailed information will be provided in subsequent sections regarding subproblem solving, namely where each of the semantics is called for.

In the next section detailed information will be provided about the problem statement, including hypotheses definition, problem decomposition, and implementation details. There follow, in subsequent sections, a concise analysis regarding both semantics

and, in the last section, we set forth closing remarks and future enhancements about the application herein reported.

## 2 PROBLEM FORMULATION AND DECOMPOSITION

The initial problem formulation is defined by the original definitional hypotheses presented in (Pereira, 1974), recapped in (Pereira, 1978). Below are those covered by the current implementation relative to subproblem 1.4 defined in (Pereira, 1974; Pereira, 1978), which establishes the conditions under which a planar rendering of the adjacency graph gives at least one permissible hv-assignment:

- Conditions A [These we presuppose]
  1. The adjacency graph is finite, simple, connected, non-separable, and planar.
  2. Every interior node of the adjacency graph has four or more edges.
  3. Every face of the adjacency graph must be triangular or rectangular.
- Conditions B [These we wish to satisfy non-deterministically]
  1. Each edge must be labelled or "coloured" either with 'v' or 'h', an hv-assignment being a complete labelling of the graph.
  2. No triangular face can have all its edges assigned the same colour.
  3. All rectangular faces must have opposite edges assigned the same colour, and non-opposite ones assigned different colours.
  4. The edges around an interior node must be coloured in such a way that they may be grouped into four successive alternating colour groups.

The implementation approach was decomposed into the following subproblems and attending employed technology:

1. To determine the set of faces formed by the adjacency graph (XSB-Prolog).
  - Define triangle as a set of 3 pairwise adjacent nodes
  - Define square as a sequence of 4 nodes where each each node is adjacent only to its predecessor and its successor
  - Define a shape starting at a given node as a triangular or square face having that node as a vertex.

- Obtain all the shapes, starting from a given node as the set of all faces having that node as a vertex.
2. To determine the labelled hv-graph given the set of faces (Smodels).
    - Define color as being an 'h' or a 'v'.
    - Define arc as a directed adjacency.
    - Define a coloured arc as an arc with a assigned color.
    - There can be no stable model where an arc has more than one labelling.
    - There can be no stable model where both arcs that define an adjacency have different labels.
    - There can be no stable model where every arc that constitutes a triangle have been coloured in the same way.
    - There can be no stable model where opposite arcs constituting a square are coloured in the same way.
  3. To determine the two, horizontal and vertical, space partitions given the hv-graph (XSB-Prolog).
    - Orient each label given a permissible hv-assignment as mentioned in (Pereira, 1974), Chapter 6, Section 2 and in (Pereira, 1978), namely, every edge in the same colour group of any node must be directed in the same sense and opposite groups must have their edges oppositely directed with respect to the node.
    - Obtain the set of paths from every initial or source node to each terminal or sink node.
  4. To determine the minimal modular dimensions for each space given the partitions (XSB-Prolog).
    - A node's minimal X dimension is the number of its occurrences in the vertical partition.
    - Similarly, a node's minimal Y dimension is the number of its occurrences in the horizontal partition.
  5. To determine the coordinates positioning each space. (XSB-Prolog)
    - Implement both contour recognition automata proposed in (Pereira, 1974), Chapter 6, Section 2 and (Pereira, 1978).
    - The first automaton tries to determine the coordinates of the external divisions, thus giving a boundary for the interior nodes.
    - The second automaton starts with any unprocessed node adjacent to at least one of the previously processed nodes and computes the coordinates of the next division and the next direction.

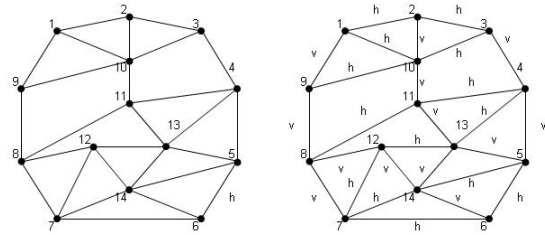


Figure 2: a) Adjacency graph. b) Coloured Adjacency graph.

- So, first determine the coordinates for all exterior nodes thus obtaining an external skeleton for the layout.
  - And secondly, having the external skeleton determine the coordinates for the interior nodes.
6. To draw the final layout (XSB-Prolog).
    - Generate an empty matrix given all dimensions.
    - Sweep each line, filling each cell with the corresponding space figuring at that coordinate.

The solution is almost entirely based on that proposed in (Pereira, 1974), complemented with a few enhancements for integration of two distinct types of semantics, the Well-Founded Semantics (WFS) and the Stable Models (SM) one.

As an example consider the adjacency graph exhibited in Fig.2a, regarding the topology of 14 spaces where the graph is compliant with Conditions A from the start.

From the graph one can easily obtain all the faces where a given node appears. For instance, taking node 10 as the starting node we can obtain 5 faces, namely a triangle formed together with nodes 1 and 9, a triangle formed together with nodes 1 and 2, a third triangle formed together with nodes 2 and 3, a square formed together with nodes 9, 8 and 11, and finally another square formed together with nodes 3, 4, and 11.

Having the faces where every node appears, one can now label each edge in the graph with either an 'h' or a 'v', so long as the restrictions presented in Conditions B are verified. One colouring for the adjacency graph presented is depicted in Fig.2b.

Having the hv-graph, we proceed to determine the horizontal and vertical partitions of the graph. The horizontal partition can be obtained by considering a subgraph of the hv-graph whose edges are just those labelled with 'v'; similarly the vertical partition can be obtained considering only those edges labelled with 'h'.

Given the colouring depicted in Fig.2b, the horizontal partition of the hv-graph with a possible defined direction for each edge is consummated in

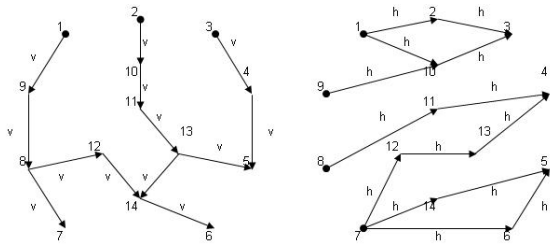


Figure 3: a) Horizontal partition graph. b) Vertical partition graph.

Fig.3a. Similarly, the vertical partition is depicted in Fig.3b.

Given the horizontal and vertical partitions of the hv-graph, we now determine the set of paths from every initial node to every terminal node in each partition, with arbitrary directions. Starting with the horizontal partition, the table of columns, i.e, the set of all paths is (each path is represented as a column) is on the left; for the vertical partition, the table of rows, i.e, the set of all paths is (each path is represented as a row) is on the right:

1	1	2	2	3	1	2	3	
9	9	10	10	4	1	10	3	
8	8	11	11	5	9	10	3	
7	12	13	13		8	11	4	
	14	14	5		7	12	13	4
	6	6			7	14	5	
					7	6	5	

For the subproblem of determining the minimal modular dimensions of each space it suffices to count the occurrences of each division in the table of columns thus determining their minimal X-coordinate dimension and, similarly, counting its occurrences in the table of rows to determine the minimal Y-coordinate dimension.

Table 1 shows the minimal modular dimensions for each division for the example under consideration.

At this point, there just remain to be determined the coordinates of the spaces. As mentioned earlier, the exterior nodes' coordinates are computed first, thus obtaining the external skeleton of the layout, and only then the interior nodes' coordinates are calculated, as all their hv-graph ancestor's coordinates have been calculated.

To obtain the final layout it suffices to build the matrix whose dimensions can be calculated with each node's coordinates and minimal modular dimensions, and then to put each division in the matrix.

Fig.4 depicts one of the layouts obtained from the initial adjacency graph with a 90 degree symmetric turn of the permissible hv-assignment that was pre-

Table 1: Minimal modular dimensions.

Space	X dimension	Y dimension
1	2	2
2	2	1
3	1	3
4	1	2
5	2	2
6	2	1
7	1	3
8	2	1
9	2	1
10	2	2
11	2	1
12	1	1
13	2	1
14	2	1



Figure 4: Layout.

sented in this section. Other examples are presented in Figs. 5 and 6.

In the next sections an overview of each logic program semantics' implementation adequateness is examined.

### 3 WELL-FOUNDED SEMANTICS TABLED DERIVATION - XSB-PROLOG

The XSB-Prolog system implements the Well-Founded Semantics (WFS) (Gelder et al., 1991) partially by means of a tabled loop detection and delaying mechanism. The loops in the program are then solved with the *undefined* truth-value — just like WFS does. Taking advantage of the underlying WFS implementation, the XSB-Prolog system can be safely used for top-down query solving with no risk of falling into a endless loop like a normal Prolog

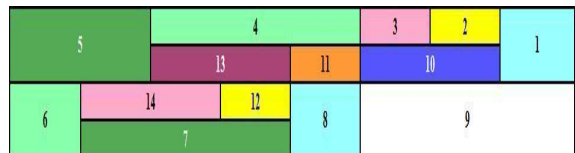


Figure 5: Another layout for the same graph.

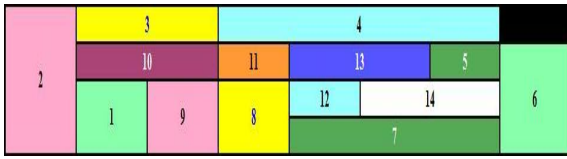


Figure 6: Non-rectangular layout (with black external space) still for the same graph.

implementation would. The default negation of the Well-Founded Semantics is the more adequate one to express most of the constraints regarding the permissible layout schemes in this problem. For example, the two alternative edge colourings of each edge are expressed by means of a length 2 even loop over default negation, and WFS is able to cope with them. Indeed, we rely on XSB-Prolog to compute the residual or kernel program of a query, and on Smodels to compute the Stable Models of this kernel. The XSB-Prolog XASP interface — as it is known — provides an ASP interface which permits the programmer to call on the Smodels implementation. In summary, the XASP side of the implementation top-down finds exactly just those default negation literals involved in loops which are relevant for the query, and then the Smodels part takes such even loops remaining to be solved, plus any integrity constraints, and returns their solutions, i.e. their Stable Models, back to XASP for integration into answers to the query.

Top-down querying, in general, can improve the level of groundness of the residual program pertaining to a query. It thus avoids some of the complications that full groundness, required of the whole program and not just the residual part with respect to the query, begets for problem representation when just Stable Models implementations are used. Because it can do without full groundness of the whole program, programming with meta-interpreters becomes a usable tool, that enlarges the degree of freedom in representing and solving problems, compared with the Stable Models implementations.

However, it is also true that the definition of many of the more complex concepts in the theory ended up being expressed with several procedural considerations in mind, for efficiency reasons. Pure logical declarativeness is not always desirable for that reason, and this shortcoming is clearly expressed by some of the more complex parts of the developed program.

The main advantage of a tabulated implementation of WFS is the computational efficiency of the derivation algorithm, which is polynomial. Well-established implementations, like XSB-Prolog, can interact with several other logic programming tools and external applications, and provide adequate con-

structs to allow for a flexible user interface, in addition to debugging tools.

Our program is almost entirely based on XSB-Prolog, in part because some of the subproblems can easily be implemented with the WFS semantics, or the SLDNF (negation by failure) semantics, which is also available in XSB-Prolog. For other subproblems Smodels is the perfect choice; then the XSB-Prolog side prepares all the data to be sent to Smodels, by building the residual program, sending it to Smodels, obtaining the results back and interpreting them.

## 4 ANSWER SET SEMANTICS - SMODELS

The answer set semantics is a popular choice in the logic programming community, that allows for improved ways to declaratively express problem solving theories, and a method to compute their correct solutions.

Logical expressiveness is greatly enhanced by the introduction of explicit negation and a more intuitive way to express problem related constraints and to generate all possible models for a given theory. The subproblem related with the determination of permissible hv-assignments, for instance, is easily expressed in the answer set semantics, without much complexity in the development of the program.

There are some main disadvantages however, that constitute the major drawbacks of the answer set semantics approach. The first one, related to the non-relevancy property, is the computational complexity of the model derivation, which belongs to the NP-complete class of problems. As such, its implementations have an exponential temporal complexity to compute all the answer sets.

Secondly, Stable Models in non-cumulative, thus being unable to make use of already known sets of literals, something that could easily be used for the instance of the problem at hand.

The third disadvantage refers to the way all its implementations, like Smodels, treat a program. The stable models (and answer sets) semantics considers the whole Herbrand base of a logic theory i.e., it only works with fully instantiated rules. Before computation of the stable models begins, it is necessary for the implementation to combine the substitutions of all variables in a rule, with respect to all possible ground instance values of each one.

As a consequence of some of the previous disadvantages, Smodels cannot make use of known deterministic properties of our layout theory. For instance, while XSB-Prolog, enhanced with a deter-

ministic priority meta-interpreter mechanism (like the one defined in (Pereira et al., 1992)), can, without grounding, identify each deterministic call in turn, and therefore produce an evaluation in polynomial time without recourse to backtracking, Smodels instead is forced to ground every variable in the program, having even to resort to each variable's domain to do so. Meta-interpretation allows guiding an evaluation without the spacial multiplication of the programme, and without analyzing each variable's domain, a priceless feature when integrated into XSB-Prolog.

It is also not possible to define dynamic constructs during computation, which greatly limits expression of certain aspects of the theory. These limitations were deeply felt during development of this implementation and greatly conditioned the use of this semantics throughout.

These disadvantages had a direct impact in the process of choosing the tool in which to implement each of the referred subproblems or, more appropriately, in preferring XSB-Prolog over SModels, even for the combinatorial ones. For instance, the dynamic construct definition disadvantage is patent in subproblem 1, in the problem of determining the horizontal and vertical partitions of the hv-graph, and in determining the minimal modular dimensions of each division, simply because it cannot be known a priori the exact number of elements we are referring to, and, even if they were known, it would probably be very difficult to code anyway. On top of that, the derivation algorithm can transform a polynomial problem into an exponential one, as exemplified by subproblem 5 related to the determination of the coordinates of the external skeleton of the layout, which can be solved in polynomial time and, if translated into SModels, would turn exponential.

## 5 CLOSING REMARKS AND FUTURE WORK

The implementation presented in this article corresponds only to a limited subset of the rather complete theory presented in (Pereira, 1974). As mentioned earlier, only the planar topological aspect of the problem-solving theory was considered, i.e. a planar rendering of the graph was assumed. The extensions required to restrain the dimensions of each space and each adjacency to specified intervals were clearly out of scope of this work, but they are unavoidable in order to obtain a practical and general usable solution to the problem.

Only one of the subproblems mentioned was im-

plemented in Smodels; however, also the subproblem related to determining the orientation of the labels could be implemented in it. This subproblem, as implemented in XSB-Prolog, is one of the most complex parts of the program and, if it were implemented in Smodels, the relevant part of the code would be much more concise, logical and substantially reduced in size and complexity. Unfortunately, because of the disadvantages mentioned, we found the time complexity of the obtained code substantially increased, as did the number of layouts obtained, but unnecessarily since the new solutions are just symmetrical variations! For example, given a triangular adjacency graph, the distinct number of solutions (modulo symmetry) is 6 in the current implementation, but would turn to 24 if developed in Smodels, with no really new solutions.

A possible solution for this problem is in the utilization not of the usual Stable Models Semantics but of a revised one, which enjoys relevancy and cumulativeness, as mentioned and defined in (Pereira and Pinto, 2005a) and (Pereira and Pinto, 2005b), which are properties required for an efficient and more declarative implementation for the instance at hand.

Regarding the generalization of the problem instance tackled, future work includes dynamically obtaining alternative planar representations of an adjacency graph, albeit from an initially non-planar one, respecting some constraints, and so allowing for a more flexible interface with a human user, who does not have to produce a planar representation; addition of range intervals for each dimension, thereby restricting the possible values associated with each space and taking a significant step towards real requisites; allowing dimensional range overlap of spaces in order to view and detect problematic design points; introduction of layout restrictions guaranteeing elimination of unwanted layouts; interconnection with AutoCAD, thus enabling a more formal presentation of the layouts, which are currently represented in HTML.

This application is a perfect example of the benefits of a joint collaboration of the Well Founded Semantics and the Stable Models Semantics aiming at theory building for problem solving.

Having implemented the solution in this hybrid way we can thus gain more declarativeness by relegating every task to the system where we can more easily programme it and, also obtaining a much more efficient solution by relegating each task to the system that more easily solves it.

Future research in this double approach can undoubtedly provide a more declarative, simple and logical approach to problems on the basis of Logic Programming. Some major steps have already been

taken towards that direction, namely the revised Stable Models Semantics presented in (Pereira and Pinto, 2005a) and (Pereira and Pinto, 2005b), as it is believed that enhancements to the Stable Models semantics can bring major improvements to the field of Logic Programming.

## ACKNOWLEDGEMENTS

We thank André Costa, Gonçalo Lopes and Alexandre Constantino for their help.

## REFERENCES

- Gelder, A. V., Ross, K. A., and Schlipf, J. S. (1991). The well-founded semantics for general logic programs. *Journal of the ACM*, 38(3):620–650.
- Pereira, L. M. (1974). *Layout Schemes From Adjacency Graphs — a case study in problem solving by theory building*. PhD thesis, Brunel University UK, published by Laboratório Nacional de Engenharia Civil (LNEC) Lisbon.
- Pereira, L. M. (1978). Artificial intelligence techniques in automatic layout design. In *Artificial Intelligence and Pattern Recognition in Computer Aided Design*, pages 159–173. North-Holland.
- Pereira, L. M., Alferes, J. J., and Damásio, C. (1992). The sidetracking meta-principle. *Simpósio Brasileiro de Inteligência Artificial*, pages 229–242.
- Pereira, L. M. and Pinto, A. (2005a). Implementing the revised stable models — an ASP-based approach. *Submitted to Annals of Mathematics and Artificial Intelligence*.
- Pereira, L. M. and Pinto, A. M. (2005b). Revised stable models — a semantics for logic programs. In *Progress in Artificial Intelligence — Procs. 12th Portuguese Intl. Conf. on Artificial Intelligence (EPIA'05)*, LNAI 3808, pages 29–42. Springer.
- XASP (2005). XASP: Answer set programming with XSB-Prolog. <http://xsb.sourceforge.net/packages/xasp.pdf>.