

EMPIRICAL MULTI-ARTIFACT KNOWLEDGE MODELING FOR DIALOGUE SYSTEMS

Porfírio Filipe^{1,2,3} and Nuno Mamede^{1,4}

¹ L²F INESC-ID – Spoken Language Systems Laboratory, Lisbon, Portugal

² GuIAA – Grupo de Investigação em Ambientes Autónomos, Lisbon, Portugal

³ ISEL – Instituto Superior de Engenharia de Lisboa, Lisbon, Portugal

⁴ IST – Instituto Superior Técnico, Lisbon, Portugal

Keywords: Human-Computer Interaction, Spoken Dialogue System, Dialogue Management, Domain Model.

Abstract: This paper presents a knowledge modeling approach to improve domain-independency in Spoken Dialogue Systems (SDS) architectures. We aim to support task oriented dialogue management strategies via an easy to use interface provided by an adaptive Domain Knowledge Manager (DKM). DKM is a broker that centralizes the knowledge of the domain using a Knowledge Integration Process (KIP) that merges on-the-fly local knowledge models. A local knowledge model defines a semantic interface and is associated to an artifact that can be a household appliance in a home domain or a cinema in a ticket-selling domain. We exemplify the reuse of a generic AmI domain model in a home domain and in a ticket-selling domain redefining the abstractions of artifact, class, and task. Our experimental setup is a domain simulator specially developed to reproduce an Ambient Intelligence (AmI) scenario.

1 INTRODUCTION

Speech-based human-computer interaction faces several challenges in order to be more widely accepted. One of this challenges is the domain portability. In order to face this challenge we assume that practical dialogue and domain-independent hypothesis are true (Allen et al. 2000). The reason is that all applications of human computer interaction involve dialogue focused on accomplishing some specific task. We consider the bulk of the complexity in the language interpretation and dialogue management is independent of the task being performed. In this context, a clear separation between linguistic dependent and domain dependent knowledge allows reducing the complexity of Spoken Dialogue System (SDS) typical components.

Summarizing, our contribution enables domain portability issues. Section 2 gives an overview of the proposed knowledge modeling approach. Section 3 gives an overview of the most relevant components of the domain model. Section 4 describes the Knowledge Integration Process (KIP). Section 5 describes the experimental scenario referring home and ticket-selling domains. Finally, in Section 6, we present concluding remarks and future work.

2 APPROACH

Within Ambient Intelligence (AmI) vision (Ducatel et al., 2001), (Filipe and Mamede, 2006) a SDS should be a computational entity that allows access to any artifact by anyone, anywhere, at anytime, through any media or language, allowing its users to focus on the task, not on the tool.

Figure 1 shows a typical logical flow through SDS components architecture to access a domain database. The user's request is captured by a microphone, which provides the input for the Speech Recognition component. Next, the Language Understanding component receives the recognized words and builds the related speech acts. The Dialogue Manager (DM) processes the speech acts and then calls the Response Generation component to generate a message. Finally, the message is used by the Speech Output component to produce speech. The response of the SDS is final or is a request for clarification. When everything is acceptable, a final answer is produced based on an external data source, traditionally a relational database (McTear, 2004).

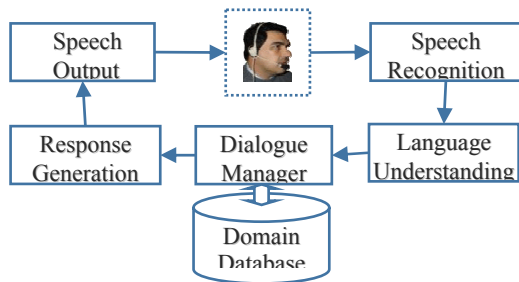


Figure 1: Logical flow through SDS components.

Nevertheless, a SDS cannot be directly used within an Ambient Intelligent (AmI) scenario because of its lack of portability, in view of the fact that SDSs are not ubiquitous yet (Weiser, 1991).

The use of a conventional monolithic model makes difficult to acquire and to alter the knowledge of the domain. Therefore, the use of a distributed architecture enables system developers to design each domain part independently. In this perspective, the system is composed of two kinds of components: a part that can be designed independently of all other domains, and a part in which relations among domains should be considered. Some existing systems are based on this architecture (Lin et al., 2001)(Pakucs, 2003)(O'Neill et al., 2004)(Nakano et al., 2005)(Komatani et al., 2006).

However, AmI demands for spontaneous configuration. In order to support domain independent dialogue management strategies, we propose a dynamic domain model that is expanded/enriched, using the knowledge associated with each one of the artifacts belonging to the AmI environment.

Within a ubiquitous domain, we do not know, at design time, all the devices that will be available and which tasks they provide. In order to address this problem we describe an approach for ubiquitous knowledge modeling, which was introduced in (Filipe and Mamede, 2004). The domain customization of the SDS, is made by the Domain Knowledge Manager (DKM), see Figure 2.

The main goal of the DKM is to support the communication interoperability between the SDS and a set of heterogeneous artifacts, performing the domain knowledge management. For this, the DKM includes a knowledge model that is updated at SDS runtime, by a Knowledge Integration Process (KIP), according to the domain's artifacts. The DKM adapts, via an adaptive interface (Filipe and Mamede, 2007), the DM component, which should only be concerned with phenomena related to the dialogue.

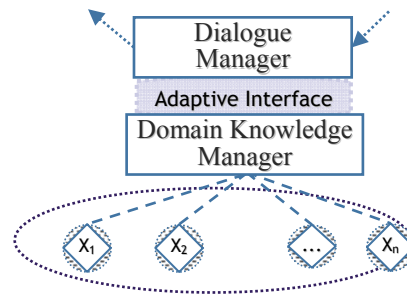


Figure 2: SDS customization to a dynamic domain.

3 DOMAIN MODEL

This section gives an overview of the most relevant components of the domain model that includes three independent knowledge components: the discourse model, the world model, and the task model. The bridge component makes the connections between these models. The domain model XML Schema is:

```
<xs:element name="DomainModel">
  <xs:complexType>
    <xs:sequence>
      <xs:element
        ref="DiscourseModel"/>
      <xs:element ref="TaskModel"/>
      <xs:element ref="WorldModel"/>
      <xs:element ref="Bridge"/>
    </xs:sequence>
  </xs:complexType>
</xs:element>
```

3.1 Discourse Model

The discourse model defines a conceptual support, grouping concept declarations, used to describe artifact classes, artifacts, and the tasks they provide.

A concept declaration is an atomic knowledge unit. Concept declarations are organized according to types. "Action" and "Perception" types hold task names. A perception task cannot modify the state of the artifact, on the other hand an action task can. "Active" and "Passive" types hold artifact classes (artifact, equipment, application, furniture, appliance, ...) that can be referred in the type hierarchy. "Quantity" type is about number (integer, real, positive, integer, ...). "Unit" type is for measures (time, power, ...). "Attribute" type are generic attributes (color, shape, texture, ...). "Collection" holds groups of attributes (color: white, black, red, ...). "Name" holds generic names, such as artifact names. The discourse model XML Schema is:

```
<xs:element name="DiscourseModel">
  <xs:complexType>
    <xs:sequence>
```

```

        <xs:element name="Concept"
maxOccurs="unbounded">
    <xs:complexType>
        <xs:sequence>
            <xs:element
ref="LinguisticDescriptor" minOccurs="1"
maxOccurs="unbounded"/>
            <xs:element
ref="SemanticDescriptor" minOccurs="0"
maxOccurs="unbounded"/>
            <xs:element
ref="Collection" minOccurs="0"/>
        </xs:sequence>
        <xs:attribute
name="Identifier" type="idConcept"
use="required"/>
        <xs:attribute
name="Type" use="required">
            <xs:simpleType>
                <xs:restriction base="xs:string">
                    <xs:enumeration value="Action"/>
                    <xs:enumeration value="Perception"/>
                    <xs:enumeration value="Active"/>
                    <xs:enumeration value="Passive"/>
                    <xs:enumeration value="Quantity"/>
                    <xs:enumeration value="Unit"/>
                    <xs:enumeration value="Attribute"/>
                    <xs:enumeration value="Collection"/>
                    <xs:enumeration value="Name"/>
                </xs:restriction>
            </xs:simpleType>
        </xs:attribute>
    </xs:complexType>
</xs:element>
</xs:sequence>
</xs:complexType>
</xs:element>

```

In order to guarantee the availability of vocabulary to designate the domain's concepts, concept declarations include linguistic resources. Each Word (or term), has a part of speech tag, such as noun, adjective, verb, adverb or preposition; a language tag, such as "pt-PT", "pt-BR", "en-UK" or "en-US"; and some phonetic transcriptions. The word descriptor XML Schema is:

```

<xs:element name="WordDescriptor">
    <xs:complexType>
        <xs:attribute name="Language"
use="required">
            <xs:simpleType>
                <xs:restriction
base="xs:string">
                    <xs:enumeration
value="pt-PT"/>
                    <xs:enumeration
value="pt-BR"/>
                    <xs:enumeration
value="en-UK"/>
                    <xs:enumeration
value="en-US"/>
                </xs:restriction>
            </xs:simpleType>
        </xs:attribute>
    </xs:complexType>

```

```

        <xs:attribute name="Word"
type="xs:string" use="required"/>
        <xs:attribute name="PartOfSpeech"
use="required">
            <xs:simpleType>
                <xs:restriction
base="xs:string">
                    <xs:enumeration
value="Noun"/>
                    <xs:enumeration
value="Adjective"/>
                    <xs:enumeration
value="Verb"/>
                    <xs:enumeration
value="Adverb"/>
                    <xs:enumeration
value="Preposition"/>
                </xs:restriction>
            </xs:simpleType>
        </xs:attribute>
        <xs:attribute
name="PhoneticTranscription" type="xs:string"/>
    </xs:element>

```

A linguistic descriptor holds a list of terms, or more generically a list of Multi Word Unit (MWU), referring linguistic variations associated with the concept, such as synonymous or acronyms. The linguistic descriptor XML Schema is:

```

<xs:element name="LinguisticDescriptor">
    <xs:complexType>
        <xs:choice maxOccurs="unbounded">
            <xs:element
ref="MultiWordDescriptor"/>
            <xs:element
ref="WordDescriptor"/>
        </xs:choice>
        <xs:attribute name="Type"
use="required">
            <xs:simpleType>
                <xs:restriction
base="xs:string">
                    <xs:enumeration
value="Synonym"/>
                    <xs:enumeration
value="Antonym"/>
                    <xs:enumeration
value="Acronym"/>
                </xs:restriction>
            </xs:simpleType>
        </xs:attribute>
    </xs:complexType>
</xs:element>

```

Optionally, each concept can also have semantic resources references represented by a semantic descriptor. The semantic descriptor has references to other external knowledge sources, for instance, an ontology (Gruber, 1992) or a lexical database, such as WordNet. The attributes of the semantic descriptor must be encoded using a data format allowing a unique identification of the concept in the knowledge source. The data format does not need to be universal it is enough to keep the same syntax for a particular knowledge source. The semantic descriptor XML Schema is:

```

<xs:element name="SemanticDescriptor">
    <xs:complexType>

```

```

        <xs:attribute name="Source"
type="xs:string" default="WordNet"/>
        <xs:attribute name="Position"
type="xs:byte"/>
        <xs:attribute name="Meaning"
type="xs:string"/>
        <xs:attribute name="Label"
type="xs:string"/>
    </xs:complexType>
    <xs:unique name="keySemanticDescriptor">
        <xs:selector xpath="."/ />
        <xs:field xpath="@Source"/>
        <xs:field xpath="@Position"/>
        <xs:field xpath="@Meaning"/>
        <xs:field xpath="@Label"/>
    </xs:unique>
</xs:element>

```

3.2 Task Model

The task model contains task descriptors that are associated to artifact instances through domain model bridges.

A task descriptor is a semantic representation of an artifact competence and has a name and, optionally, a role input and/or output list. The task name is a concept previously declared in the discourse model. A role describes an input and/or output task parameter. The role name, range and optional default value are also declared concepts in discourse model. The restriction is a rule that is materialized as regular expression and is optional. An output role is similar to an input role without a restriction rule and with no default value. The initial and final rules perform state validation: the initial rule (to check the initial state of the world before a task execution) and the final rule (to check the final state of the word after a task execution). These rules can refer role names and values returned by perception task calls. The task model XML Schema is:

```

<xs:element name="TaskModel">
    <xs:complexType>
        <xs:sequence>
            <xs:element name="Task"
maxOccurs="unbounded">
                <xs:complexType>
                    <xs:sequence>
                        <xs:element
name="Role" minOccurs="0" maxOccurs="unbounded">
                            <xs:complexType>
                                <xs:sequence>
                                    <xs:element>
                                        <xs:complexType>
                                            <xs:sequence>
                                                <xs:restriction base="xs:string">
                                                    <xs:enumeration value="IN"/>
                                                    <xs:enumeration value="OUT"/>
                                                    <xs:enumeration value="IO"/>
                                                </xs:restriction>
                                            </xs:sequence>
                                        </xs:complexType>
                                    </xs:element>
                                </xs:sequence>
                            </xs:complexType>
                        </xs:element>
                    </xs:sequence>
                </xs:complexType>
            </xs:element>
        </xs:sequence>
    </xs:complexType>

```

```

    </xs:simpleType>
</xs:attribute>
    <xs:attribute name="Name" type="idConcept"
use="required"/>
    <xs:attribute name="Range" type="idConcept"
use="required"/>
    <xs:attribute name="Default"
type="idConcept"/>
    <xs:attribute name="Optional"
type="xs:boolean"/>
    <xs:attribute name="Restriction"
type="xs:string"/>
</xs:complexType>
</xs:element>
</xs:sequence>
<xs:attribute
name="Identifier" type="idTask" use="required"/>
<xs:attribute
name="Name" type="idConcept" use="required"/>
<xs:attribute
name="InitialRule" type="xs:string"/>
<xs:attribute
name="FinalRule" type="xs:string"/>
</xs:complexType>
</xs:element>
</xs:sequence>
</xs:complexType>
</xs:element>

```

3.3 World Model

The world model has two components: a type hierarchy and a mediator. The type hierarchy organizes the artifact classes. The mediator manages artifact instances linked to their classes. The world model XML Schema is:

```

<xs:element name="WorldModel">
    <xs:complexType>
        <xs:sequence>
            <xs:element
name="TypeHierarchy">
                <xs:complexType>
                    <xs:sequence>
                        <xs:element
name="Class" maxOccurs="unbounded">
                            <xs:complexType>
                                <xs:sequence>
                                    <xs:attribute name="Identifier"
type="idClass" use="required"/>
                                    <xs:attribute name="Name" type="idConcept"
use="required"/>
                                    <xs:attribute name="Class" type="idConcept"/>
                                </xs:sequence>
                            </xs:complexType>
                        </xs:element>
                    </xs:sequence>
                </xs:complexType>
            </xs:element>
            <xs:element name="Mediator">
                <xs:complexType>
                    <xs:sequence>
                        <xs:element
name="Artifact" maxOccurs="unbounded">
                            <xs:complexType>
                                <xs:sequence>
                                    <xs:attribute name="Identifier"
type="idClass" use="required"/>
                                    <xs:attribute name="Name" type="idConcept"
use="required"/>
                                    <xs:attribute name="Class" type="idConcept"/>
                                </xs:sequence>
                            </xs:complexType>
                        </xs:element>
                    </xs:sequence>
                </xs:complexType>
            </xs:element>
        </xs:sequence>
    </xs:complexType>

```



```

<xs:complexType>
  <xs:attribute name="Identifier"
type="idArtifact" use="required"/>
  <xs:attribute name="Name" type="idConcept"
use="required"/>
</xs:complexType>
</xs:element>
</xs:sequence>
</xs:complexType>
</xs:element>
</xs:sequence>
</xs:complexType>
</xs:element>

```

4 KNOWLEDGE INTEGRATION

The goal of the Knowledge Integration Process (KIP) is to update on-the-fly the global DKM domain model, merging the knowledge provided by the domain’s artifacts. We assume that each artifact has its own identical local knowledge mode.

At its starting point, KIP puts side by side concepts, tasks and classes descriptions using similarity criteria:

- a) Two concepts are similar when: its identifiers are equal, one of its semantic descriptors is equal or its linguistic descriptors are equal. If the concepts type is collection, its members must be similar;
- b) Two tasks are similar when: its names, roles and rules are similar;
- c) Two classes are similar when: its names are similar.

For each new artifact, KIP follows the next six steps:

- i) Each concept descriptor without a similar (a) concept is added to the DKM discourse model;
- ii) Each task descriptor without a similar (b) task is added to the DKM task model;
- iii) Each class descriptor without a similar (c) class is added to the DKM type hierarchy;
- iv) The artifact descriptor is added to the DKM mediator;
- v) The artifact is associated with its class using a bridge;
- vi) The artifact is associated with its tasks using a bridge.

5 EXPERIMENTAL SCENARIO

We have considered as reference a multi-propose SDS architecture (Neto et al., 2003)(Neto et al., 2006). The experimental setup is based on our Aml simulator, originally developed for Portuguese users.

This domain simulator incorporates a basic dialogue manager and several artifact simulators, such as a microwave oven, a fryer, freezer, a lamp and a window. The debug of an invoked task can be made analyzing the interaction with the target artifact. We can attach artifacts applying KIP, execute tasks, obtain the answers and observe the subjacent artifact behaviors. We can also consult and print several data about the several knowledge representations.

Figure 3 contains a screenshot of the domain simulator that is showing a kitchen lamp.



Figure 3: Screenshot of the kitchen lamp simulator.

AmI is a wide computational paradigm that defines a generic domain. However, we consider that a domain is different from another when it uses a different type hierarchy. In order to illustrate the proposed knowledge model approach, the next two sections present distinct domains: the home domain and the ticket-selling domain.

5.1 Home Domain

Figure 4 shows part of the type hierarchy of the home domain.

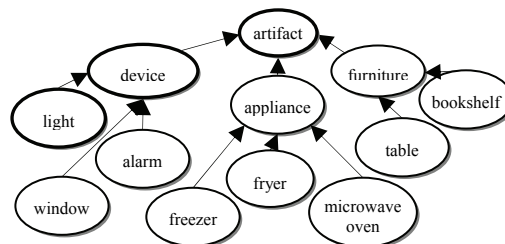


Figure 4: Type hierarchy of the home domain.

The home domain is characterized by an arbitrary set of common artifacts, such as appliances or furniture. The type hierarchy does not need to be complete because it can be improved, as new artifacts are dynamically added to the domain.

The use of the propose knowledge model to represent the available tasks provided by each one of the home artifact is straightforward. Next XML

representation is a partial knowledge model of the kitchen lamp where is represented a task that modifies the lamp intensity.

5.2 Ticket-selling Domain

The ticket-selling domain is characterized by an arbitrary set of entertainment places that allows buying tickets to watch artistic or sportive events. Each entertainment place or showground has its own information about the timetable of it shows and about the identification of the spectators seat.

The use of the propose approach for home domain is possible but we must previously redefine de mining of artifact, task, and class of artifact. An entertainment place is modeled as an artifact. The tasks for buying a ticket are modeled as artifact tasks. The class of the entertainment place (previously artifact) should be the kind of the building (coliseum, stadium, amphitheatre, ...) where the event occurs or the show activity among others. However, we choose to classify the entertainment places by activity because is more natural this reference in the user's dialogue.

Figure 5 presents part of the type hierarchy of the ticket-selling domain used to classify entertainment places.

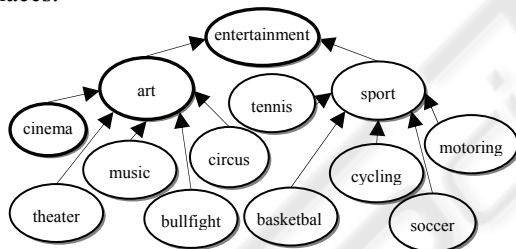


Figure 5: Type hierarchy of the ticket-selling domain.

Each one of the entertainment place has its own knowledge model that is merged with the DKM model by KIP. An entertainment place can have specific and appropriate tasks to sell or to reserve tickets.

6 CONCLUDING REMARKS AND FUTURE WORK

We have devised an approach to deal with communication interoperability between a SDS and a multi-artifact domain, within an AmI vision. This approach tries to reach the ubiquitous essence of natural language. Although, the coverage of handmade resources such as WordNet, in general is

impressive, coverage problems remain for applications involving specific domains or multiple languages.

For this, we have presented a DKM that supports the SDS domain model that is updated by KIP merging the artifacts knowledge. The knowledge model together with KIP can be used to support a SDS domain customization without restrictions because AmI is a wide computational paradigm. Nevertheless, some difficulties can occur in finding the right abstractions.

Considering the amount of concepts related with each one of the artifacts and the amount of concepts related with the DKM the knowledge integration rate achieved by KIP is typically about 50%. This value is relevant because the artifacts within a domain are quite similar when sharing the same type hierarchy.

As future work, we expect to explore, more deeply, the knowledge integration perspective and to improve the proposed approach to support the needs of other SDS modules.

REFERENCES

- Allen, J., Byron, D., Dzikovska, M., Ferguson, G., Galescu, L., Stent, A., 2000. An Architecture for a generic dialogue shell. *Natural Language Engineering*, 6(3-4):213-228.
- Ducatel, K., Bogdanowicz, M., Scapolo, F., Leijten, J. and Burgelman, J-C., 2001. Scenarios for Ambient Intelligence in 2010. *IST Advisory Group Report*. IPTSSeville.
- Filipe, P. and Mamede, N., 2004. Towards Ubiquitous Task Management. In *8th International Conference on Spoken Language Processing*, 3085-3088.
- Filipe, P., Mamede, N., 2006. Hybrid Knowledge Modeling for Ambient Intelligence. In *9th Workshop User Interfaces for All (ERCIM-UI4ALL) Special Theme: "Universal Access in Ambient Intelligence Environments"*. Königswinter, Germany. Springer Verlag.
- Filipe, P., Mamede, N., 2007. An Adaptive Domain Knowledge Manager for Dialogue Systems. In *9th International Conference on Enterprise Information Systems*.
- Gruber, T., 1992. Toward Principles for the Design of Ontologies Used for Knowledge Sharing. In *International Workshop on Formal Ontology*.
- Komatani, K., Kanda, K., Nakano, M., Nakadai, K., Tsujino, H., Ogata, T., Okuno, H., 2006. Multi-Domain Spoken Dialogue System with Extensibility and Robustness against Speech Recognition Errors. In *7th SIGdial Workshop on Discourse and Dialogue*, 9-17.
- Lin, B., Wang, H. and Lee, L., 2001. A Distributed Agent Architecture for Intelligent Multi-Domain Spoken

- Dialogue Systems. In *IEEE Trans. on Information and Systems*, E84-D(9):1217-1230.
- McTear, M., 2004. *Spoken Dialogue Technology*, Springer. ISBN 1-85233-672-2.
- Nakano, M., Hasegawa, Y., Nakadai, K., Nakamura, T., Takeuchi, J., Torii, T., Tsujino, H., Kanda, N. and Okuno, H., 2005. A Two-Layer Model for Behavior and Dialogue Planning in Conversational Service Robots. In *IEEE/RSJ International Conference on Intelligent Robots and Systems*, pp. 1542–1548.
- Neto, J., Cassaca, R., Viveiros, M., Mourão, M., 2006. Design of a Multimodal Input Interface for a Dialogue System. In *7th International Workshop PROPOR 2006*, LNAI 3960 Springer, 170-179.
- Neto, J., Mamede, N., Cassaca, R. and Oliveira, L., 2003. The Development of a Multi-purpose Spoken Dialogue System. In *Eurospeech 3003, 8th European Conference on Speech Communication and Technology*.
- O'Neill, I., Hanna, P., Liu, X. and McTear, M., 2004. Cross Domain Dialogue Modelling: An Object-based Approach. In *8th International Conference on Spoken Language Processing*, Korea, 205-208.
- Pakucs, B., 2003. Towards Dynamic Multidomain Dialogue Processing". In *8th European Conference on Speech Communication and Technology*, 741-744.
- Weiser, M., 1991. The Computer of the 21st Century. *Scientific American*, vol. 265, no. 3, 66-75, 1991.

