

PRIORITY SELECTION FOR MULTI-ROBOTS

S. H. Ji, S. M. Lee and W. H. Shon

Korea Institute of Industrial Technology, Sa-1-dong, Sangrok-gu, Ansan-si, KyungKi-do, South Korea

Keywords: Collision Model, Multi-robots, Mobile-robot Motion Planning, Priority Selection.

Abstract: The priority selecting problem for multi-robots deals with the determination of the relative importance of multi-robots with the limited capability in speed and acceleration in order that the robots should arrive in the minimum time without any collision. Unlike the case of a single robot, the arrival time of multi-robots depends on the delayed action for collision-avoidance. The delayed action time to avoid collision varies according to the priority order of the robots. This means that faster motion completion can be achieved by altering the distribution of the priority. However, the priority decision which provides the collision-free optimum operation of multi-robots cannot be solved mathematically. It is because the collision avoidance process among robots is closely linked mutually. Therefore in this paper, based on (M,D) network model, in considering the priority decision, how to reduce the complexity of priority decision is suggested by selecting the robots which have influence on operating performance of total robots. Conclusively, the effectiveness of the proposed approach is confirmed through simulation.

1 INTRODUCTION

Multi-robot motion planning is one of the essential research fields in robotics and has been studied for the last several decades. Multi-robot motion planning, however, is still a challenging field of research, having some technical difficulties in resolving conflict among agents. Especially, the centralized approaches to multi-robot motion planning have been faced with problems such as the curse of dimensionality, complexity, computational difficulty, and NP-hard problem (Canny, 1988) (Akella and Hutchinson, 2002). These problems are due to the fact that one system alone takes up the whole burden for planning motions of all agents interactively.

To overcome these problems in the approach, some researcher presented computational approach based on the systematic tools. The multi-robot motion planning problem is converted to a job scheduling problem or a constraint satisfaction problem (Barberl, et. al., 2001) (Chen, et. al., 2001). The converted problem is solved by project management tools or priority based tools. We proposed the extended collision map method which enables more than three robots to proceed with the collision-free operation according to the priority by going on the collision avoidance process one after

another from the highest priority robot (Ji, et. al., 2007).

Unlike the case of a single robot, the arrival time of multi-robots depends on the delayed action for collision-avoidance. The delayed action time to avoid collision varies according to the priority order of the robots. This means that faster motion completion can be achieved by altering the distribution of the priority. Therefore, this priority order is a very important design factor of multi-robot system. But a few researches have attempted to the problem. Moreover, the researches were based on the static path information of robots without considering their mobility (Bennewiz, et. al., 2001). So, the type of approaches failed to give a reasonable solution to the priority selection problem when they were applied to a number of robots.

Therefore, in this paper, we suggest the way how to select the priority order for collision-free multi-robot operation considering static path information and dynamic mobility of multi-robots. For the purpose of our aim, analysis on characteristics of collision among agents is needed. Thus, in this paper, we use (M,D) network model based upon collision features which can express not only the complicated mutual interference among more than two robots but also help us design the collision-free operation of multi-robots and figure out the operating completion time of robots (Ji, et. al., 2009). And in this paper,

based on (M,D) network model, in considering the priority decision, how to reduce the complexity of priority decision is suggested by selecting the robots which have influence on operating performance of total robots.

The remainder of the paper is organized as follows: Section 2 briefly describes multi-robots. Section 3 defines our priority selection problem in a mathematical form and Section 4 presents the concept of the key technique of this paper. Section 5 provides an implementation for a number of robots in order to verify the effectiveness of the proposed approach and finally this paper is concluded in Section 6.

2 MULTI-ROBOT SYSTEM

2.1 Assumptions

To reduce complexity of multi-robot motion planning, the extended collision map method applies several concepts as follows:

[Global Off-Line Path Planner]

Global off-line path planner (Central planner) can give the safe paths to all robots. In this paper, ‘safe path’ is the meaning that no robot will not crossover any other robot’s starting point or destination if it keeping on its own safe path. Therefore there can be intersection points among robots’ paths.

[Agent Model]

Robots in robotics can have either car-like or human-like shapes. Computation load can be reduced by using a simple model of a robot, so we model an agent as a circle. It is expressed by radius r and a center point in Eq.(1).

$$p(t) = [p_x(t), p_y(t)] \quad (1)$$

A radius of a robot is defined as an extended value of real shape considering the robot path’s radius of curve and maximum path deviation error for stability. In real applications, there are sensor noise and jittering in sampling control interval. And there are effect on motion accuracy of slip and slope.

[Motion Characteristics of Agent]

An agent has physical constraints-velocity and acceleration limitation denoted by Eq. (2).

$$|\dot{p}(t)| \leq v_{\max}, |\ddot{p}(t)| \leq a_{\max} \quad (2)$$

A robot was assumed to always move in full speed within physical constraints and have a

trapezoid model of the velocity profile. This assumption simplifies motion planning, because the central planner only has to consider the speed down for collision avoidance. All of the collision-free strategies in extended collision map are based on this assumption.

2.2 Collision-model

We suggested the collision model which express collision relations and predict possibility of collisions among the robots (Ji, et. al., 2009). And all of the robot’s minimum delayed departure time for collision-free navigation can be extracted from the model. The elements of collision model are defined in Table 1.

Table 1: Elements of collision model.

Symbols	Meaning
V	Node space(V) = $\{1, \dots, N\}$. This is a set of agent identified numbers.
E	Link space(E) = $\{(i, j, k) \in V^2 \times N \mid i \in P_j^+, k=1, \dots, k(i,j)\}$. This is a set of collision regions among agents. P_j^+ is explained in priority order space, and the links go from the agent with higher priority to the other agent. $k(i,j)$ is the number of collision regions between agent j and agent i . So some agent can have more than two links with other agent if they have several collision regions
C	Link relation space(C) = $\{(M_{ij}^k, D_{ij}^k) \in R^2 \mid (i,j,k) \in E\}$. This is a set of collision characteristics, M and D in the Table I.
T	Node navigation characteristic space(T) = $\{(T_i^{\text{delayed}}, T_i^{\text{traveled}}) \in R^2\}$. This is a set of agents’ delayed departure times and pure traveled time from the start point to the destination.
P	Priority order space(P) = $\{(N^1, \dots, N^N) \in V^N \mid N^i$ is the identified number of the agent with the i^{th} highest priority} This is a set of agent orders in which each agents are placed from an agent with the highest priority to an agent with the lowest priority. P_j^+ is the set of agents which have higher priorities than agent j in P and P_j^- is the set of agents which have lower priorities than agent j in P , the space of priority order space

Now, we express the collision model from the

case in Fig. 1 as the network model shown in Fig. 2. There are three robots (agent 1, 2, and 3) with path shapes as shown in Fig.1. We assume that all of agent's radii are 5m and there velocities are 1m/sec, 2m/sec, and 1m/sec. We assume also that it takes no time for them to accelerate, decelerate, or turn around. And we assume their priority order is 1-2-3.

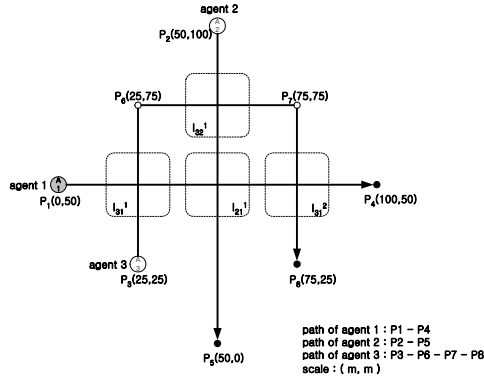


Figure 1: Three agents with intersection points.

The collision network model is as followed: $V = \{1,2,3\}$, $P=(1,2,3)$, $E=\{(2,1,1), (3,1,1), (3,1,2), (3,2,1)\}$. C and T are shown in Fig. 2.

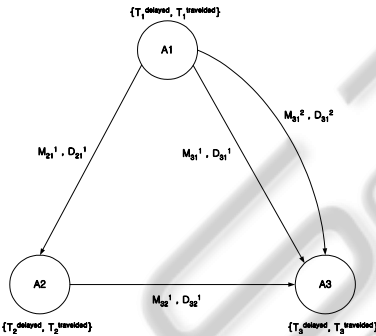


Figure 2: Collision model for three agents in Figure 1.

2.3 Collision-free Motion Planner based on Collision Model

2.3.1 Collision-free Motion Planner for a Robot on Collision Model

When a robot (A_i) is delayed by T_i^d , the collision characteristics related to the robot in the model are affected. For inlet links from the higher priority robots, M 's increase and D 's decrease by delayed departure time (T_i^d). In the other, for outlet links to lower priority robots, M 's decrease and D 's increase by the same amount. And as a result of the time delay, the safe inlet link may be dangerous. So we proposed an iterative approach to find the minimum

delayed departure time for collision avoidance as followed:

Step1: Extract the links on which the robot is expected to collide with higher priority robots (Inlet Links) by use of collision characteristics.

Step2: Define an instantaneous delayed departure time (T_i^d) as the maximum of the D s' in the selected links.

$$T_i^d = \max (\{D_{ij}^k \mid j \in P+(i), (i, j, k) \in E \text{ s.t. } M_{ij}^k > 0 \text{ and } D_{ij}^k > 0\}) \quad (3)$$

Step3: Modify node and link parameters by T_i^d .

Step4: Without dangerous inlet links to the robot, the robot can go to its destination safely. Otherwise, Execute above actions from the first stage.

2.3.2 Collision-free Motion Planner for Multi- robot on Collision Model

Step1: Select a robot from the priority order space (P) by use of priority index.

Step2: if the robot has the highest priority, go to first stage. Otherwise, apply the collision-free motion planner on collision model to the robot so that the robot can navigate safely.

Step3: if the selected robot has the lowest priority, all of the robots can navigate safely, and finish up this algorithm. Otherwise, increase priority index by 1 and go to first stage.

The procedure of this algorithm for the three robots in Fig. 1 is shown in Fig. 3. Because all robots' links is in a safe state in Fig. 3(d), we can predict that the robots can navigate without collision among them.

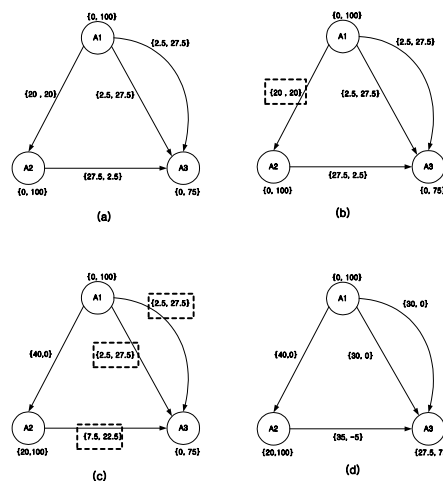


Figure 3: Procedure of collision-free motion planner on collision model for the agents in Figure 1.

3 PRIORITY SELECTION PROBLEM

The priority selecting problem deals with the determination of the priorities of multi-robots with the limited capability in speed and acceleration in order that the robots should arrive in the minimum time without any collision. In this paper, we express the problem as shown in Eq.(4) using (M,D) network model.

$$\begin{aligned} \text{Objective : Minimize } J &= \max(T_1^{\text{completed}}, \dots, T_N^{\text{completed}}) \\ \text{Constraints : } M_{ij}^{k*} D_{ij}^k &\leq 0, \forall (i,j,k) \in E \end{aligned} \quad (4)$$

Where, $T_i^{\text{completed}}$ is the arriving time of robot i which is the sum of T_i^{delayed} and T_i^{traveled} . M_{ij}^{k*} and D_{ij}^k are the collision characteristics of the k_{th} collision region between robot i and robot j .

T_i^{traveled} is affected by path information and mobility of only robot i . But T_i^{delayed} is determined according to priority order of the robots and relations with other robots which is expressed with P , E , and C on the (M,D) network model.

In this paper, we redefine the priority selection problem for N robots based on (M,D) network as a Traveling Salesman Problem(TSP). We define robots and connections between neighbors in a priority order list as arcs as nodes and arcs on the network model. And we add a zero node to the model in order to convert our priority selection problem to a TSP. We define costs of arcs on the network model as shown in Eq(5).

$$\begin{aligned} C_{0i} &= T_i^{\text{traveled}}, C_{i0} = 0 \text{ for all agent } i \\ C_{ij} &= \max[0, T_j^{\text{completed}} - T_i^{\text{completed}}] \end{aligned} \quad (5)$$

Once robots' motion profiles are planned and robots' priorities are determined, we can get a primitive (M,D) network model, $G = \{V,E,C,T,P\}$ and apply our collision-free motion planning algorithm to the robots. As a result of this motion adaption, we obtain the values of C and T defined on the table 1. These actions proceeds according to our predefined procedures suggested in section 2.3 and its calculation time is defined as a polynomial equation of the number of robots.

Because $T_i^{\text{completed}}$ has T_i^{delayed} which is affected by the position of robot i in a priority list, the cost between robot i and robot j , C_{ij} , varies according to the positions in the lists. So, our priority selection problem is a dynamic asymmetric problem.

4 SOLUTION TO THE PROBLEM

A TSP is known as a NP-hard problem. So, it is difficult to solve the problem mathematically. Thus, in this paper, we suggest how to cut out less important robots in the meaning that they will not affect the completion time of whole robots and reduce the volume of search space. In order to cut down search space, we use a method, BL-EDF (Bottom level Earliest Deadline First) scheduler, which is a task planner for multi-tasks with common resources.

4.1 BL-EDF Scheduler

The objective function of multi-tasks with priorities operating on M CPU's is defined in Eq. (6). To overcome the drawbacks of the centralized approach, the extended collision map method applies several concepts as follows:

$$\begin{aligned} \text{Objective : Maximize } J &= \min(S_1, \dots, S_N) \\ S_i &= E_i - T_i^{\text{completed}} \\ T_i^{\text{completed}} &= T_i^{\text{worked}} + T_i^{\text{delayed}} \\ \text{Constraints : More two tasks should not} & \\ & \text{operate on a CPU at the same} & (6) \\ & \text{time} \end{aligned}$$

Where, N is the number of robots and E_i and S_i are the deadline time and slack time of robot i .

The BL-EDF scheduler applied to our priority selection problem is as shown in table 2.

For example, there are 4 tasks in urgent group as shown in Fig. 4. For all tasks, delay times which are caused by tasks in urgent group and slack time are calculated. And if all slack times of a task are positive, the task is moved to less important task group. The procedure continues until there is no task in urgent group of which slack times are positive.

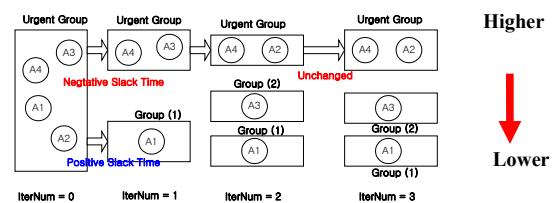


Figure 4: Procedure of BL-EDF scheduler.

4.2 Reduction of Search Space

The priority selection problem for multi-robot motion is converted to the priority selection problem for multi-task execution by defining deadline time of tasks(E_i), and tasks execution times (T_i^{worked}) in

Eq.(6) as the maximum of robot traveled times($\max[T_1^{\text{traveled}}, \dots, T_N^{\text{traveled}}$) and traveling times of robots(T_i^{traveled}) in Eq.(4). And a robot's maximum delayed time is equal to a sum of all M's and D's of collision regions related to the robot. Therefore, task's delayed time in redefined multi-task priority selection problem is determined with a sum of all M's and D's of inlet link to the robots as shown in Eq. (7).

Table 2: BL-EDF scheduler.

Procedure
<p>Step 1 <Initialization></p> <p>1.1 Assign all Tasks to Urgent Group(UG), IterNum \leftarrow 1, UGN \leftarrow N, k \leftarrow 0 Calculate T_i^{worked} of all Tasks (i=1 to UGN)</p> <p>Step 2 <Detecting Not Urgent Tasks ></p> <p>For all tasks in UG (i=1 to UGN) Do 2.1 Determine T_i^{delayed} by sum of possible delayed time for tasks in UG 2.2 Calculate $T_i^{\text{completed}}$ and S_i 2.3 Classify Tasks by signs of S_i If $S_i > 0$, Then move task i to N(I) and increase k by 1 End of Loop - i 2.4 If k=0 or UGN = 1, Then Go to Step 3, Else UGN \leftarrow UGN - k , k\leftarrow0, increase IterNum by 1 and Go to Step 2</p> <p>Step 3 <Assign priority of All Tasks></p> <p>For k=1 to IterNum Do 3.1 Assign lowest priority to Tasks in N(k), Task order in an N(k) is not important End of Loop - k 3.2 Examine all the priority order for Tasks in UG which maximize J If J is negative, Then return FALSE Else Assign this priority order upper tasks in N(IterNum)</p> <p>Complete scheduling</p>

$$T_i^{\text{delayed}} = \sum_j \sum_k (M_{ij}^k + D_{ij}^k) \text{ where } j \in P_i^+ \quad (7)$$

The procedure of BL-EDF scheduler for 5 robots is shown in Fig. 5. The (M,D) network of the robots with priority order {1-2-3-4-5} is shown in Fig. 5(a).

In Fig. 5(b), links has no direction and its value is equal to a sum of M and D in order to apply BL-EDF scheduler to the robots. In Fig. 5(c), robots' maximum completed time and slack time are calculated. In Fig. 5(c), because robot 4 (A4) has a positive value, robot 4 can be removed from urgent group. The (M,D) network model of remain robots without robot 4 is shown in Fig. 5(d) where robot 3 has a positive slack time. Therefore, robot 5 moves from urgent group to a less important group. This procedure iterates until there is no change in urgent group or there is one robot in the group as shown in Fig. 5(j). Finally, we get priority order {2-1-5-3-4} and its (M,D) network model is as shown in Fig. 5(k).

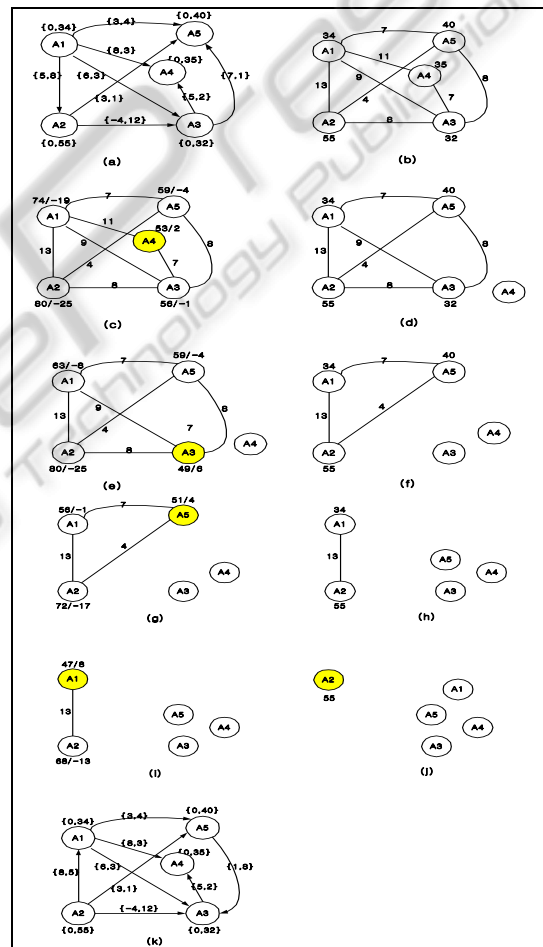


Figure 5: Application of BL-EDF scheduler for multi-robots.

5 SIMULATION RESULTS

In our simulation, robots were modeled circles of

which radius, speed is 0.5 [m] and 1[m/sec] each. Their speed model was assumed to be instantaneous such that it took no time for them to accelerate from stationary status to full speed. And the robots were located uniformly in a square with 100[m] side length. We assumed that robots' paths were Manhattan city typed paths. And we assumed that their traveled times and sums of collision characteristics, M and D, were distributed uniformly in [40, 80] and [4, 20] each. Finally, we assumed delayed times (D's) of collision regions were distributed uniformly in [-8, 8].

We did 100 simulations for the 20, 30, 40, and 50 robots with 3 times intersections as many as the numbers of robots. In the Fig. 6, the x-axis shows the ratios of the numbers of intersections to the numbers of robots. This variable expresses the mean of the number of intersections which each robot has with other robots and is related to of environments. And the y-axis shows the ratios of the numbers of robots in final urgent group to the numbers of robots. This variable expresses effectiveness of BL-EDF.

Regardless of the number of robots, when normalized numbers of intersections are around 2, normalized numbers of robots in final urgent group are about 0.5. Therefore, we expect that our BL-EDF may reduce 50% in the number of robots in urgent group. In some applications including social security field, it is reasonable to assume 12 – 14 robots of which normalized number of intersections is 2. Therefore we expect that our algorithm suggested in this paper cut down calculation time needed to determine priority orders of multi-robots to 0.01 % of original expected one.

6 CONCLUSIONS

In this paper, we converted a priority selection problem for multi-robots with collision-model based motion planner to a priority selection problem for multi-tasks with common resources. And we showed that this problem is a TSP. Thus, we applied BL-EDF for multi-tasks to our priority selection problem in order to cut down search space. And effectiveness of our algorithm in this paper was proved with simulation results. In future, advance in information technologies and communications is expected to help the proposed approach be more practical in social security applications.

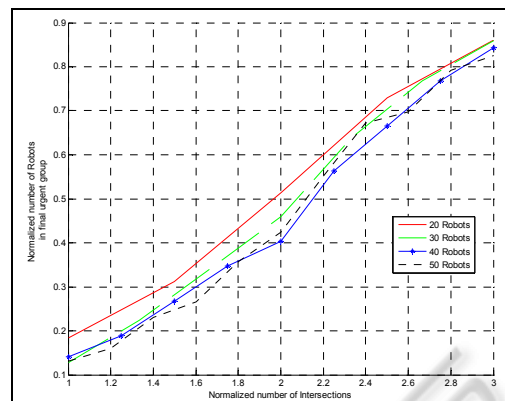


Figure 6: Results of BL-EDF scheduler for multi-robots.

ACKNOWLEDGEMENTS

This work was supported by the Program from the Ministry of Knowledge Economy (MKE).

REFERENCES

- J. F. Canny, 1988. *The Complexity of Robot Motion Planning*, MIT Press.
- S. Akella and S. Hutchinson, 2002. *Coordinating the Motions of Multiple Robots with Specified Trajectories*,
- K. S. Barber, T.H. Liu, and S. Ramaswamy, 2001. *Conflict Detection During Plan Integration for Multi-Agent Systems*, IEEE Transactions on Systems, Man, and Cybernetics, vol. 31, no. 4, pp. 616-627.
- Haoxum Chen, Luh P.B., and Lei Fang, 2001. *A Time Window Based Approach for Job Scheduling*, Proc. of IEEE Int. Conf. on Robotics and Automation.
- S. H. Ji, J.S. Choi, and B.H. Lee, 2007. *A Computational Interactive Approach to Multi-agent Motion Planning*, International Journal of Control, Automation, and Systems, vol. 5, no. 3, pp. 295-306.
- M. Bennewitz, W. Burgard, and S. Thurn, 2001, *Optimizing Schedules for Prioritized Path Planning of Multi-Robot Systems*, Proc. of IEEE Int. Conf. On Robotics and Automation.
- S. H. Ji, et. Al., 2009, *Collision-Model Based Motion Planner for Multi-Agents in a Factory*, Proc. of 6th Int. Conf. on Informatics in Control, Automation and Robotics, pp.378-386.
- J. Park, M. Ryu, and S. Hong, 2003, *Fair Real-Time Resource Allocation for Internet End System's Qos Support*, Lecture Notes in Computer Science, vol. 2713, pp. 764-789.