

CTG^E: AN EFFECTIVE CONSTRAINT-BASED TEST-CASE GENERATION ALGORITHM FOR DETECTING REGRESSION BUGS IN EVOLVING PROGRAMS

Anh D. Le, Tho T. Quan, Nguyen T. Huynh and Phung H. Nguyen

Faculty of Computer Science and Engineering, Hochiminh City University of Technology, Hochiminh City, Vietnam

Keywords: Constraint-based test-case generation, Regression bugs, Evolving programs debugging.

Abstract: In this paper, we investigate a kind of logic error occurring in evolving programs, known as *regression bug*. This error reflects a practical situation that when a program or software is evolved to meet with new requirements, it may accidentally violate the original requirements. Hence, the paper makes three theoretical contributions. First, we show that the test-case generated by typical white-box approach are not sufficient to cover all probable regression bugs. Next, we propose a new approach based on combined constraint to solve this problem. Finally, we introduce an ultimate CTG^E (Efficient Constraint-based Test-cases Generation) algorithm whose complexity is reduced into linear time, thus becoming practical. The soundness of our theoretical contribution is formally proved and supported by some initial experiments conducted in education environment.

1 INTRODUCTION

Testing is the primary and common way to check the correctness of software. Testing also incurs a substantial cost in software development (Heumann, 2002). Among the various kinds of testing, unit testing plays an important role in software quality, since it helps detect errors in each individual component's logic.

Beside testing, the other main way to check correctness of software is code inspection. Over last few years, some automatic code-inspection tools are built based on static analysis. These tools usually generate an overly large number of warning and even false alarms that do not actually correspond to programming errors (false positive).

Thus, the most popular approach of software testing today is still relying on test-case. Basically, a test-case is a set of inputs, execution conditions and desired outputs which can be tested by the system when functioning accordingly using some test procedures and test scripts.

However, the generation of test-case is usually costly and thus requiring a systematic method. White-box testing technique, based on flow-control analysis, is typically applied in this case (Hutcheson, 2003). Alongside this approach, many attempts have

been made to automatically explore program paths for test-case generation purpose (Cadar, Dunbar and Engler, 2008; Godefroid, Klarlund and Sen, 2005). Especially, the concolic testing, which is a hybrid software verification technique that interleaves concrete execution (testing on particular inputs) with symbolic execution (Sen, Marinov and Agha, 2005), has emerged recently as an efficient technique for test-case generation. This technique is then adopted and exploited remarkably in various testing tools like PathCrawler (Williams, Marre, Mouy and Roger, 2005), jCUTE (Sen and Agha, 2006) and SAGE (Godefroid, 2007).

Nevertheless, when employed in real situations of industry projects, the cost for exploring all of possible paths is extremely expensive, because the number of program path will increase exponentially with the number of branch statements.

Dynamic slicing (Wang and Roychoudhury, 2008) is the most practical technique to deal with this limitation. This technique will *slice* the program statements into a subset of program's execution trace that only contains statements affecting a program's output. Based on that, we can only generate one test case for all of the paths that have the same output effects, instead of generating unnecessarily multiple test-cases for all of the paths.

This dynamic slicing technique is also very useful

when a program *evolved*, that is when a new version of program is released with some substantial changes made. Using slicing, one can recognize the modified part in the new program, then generate test-case that covers this modified path and analyze the affected results to find program bugs (Qi, Roychoudhury and Liang, 2010).

However, when a program is evolved into a new version to meet new requirements or just to refine the code, chances are that the new evolved program may accidentally violate the original requirements. This kind of errors, which is typically regarded as *regression bug*, is occurring quite frequently in practical situations of software development. Unfortunately, the typical white-box testing is not able to be fully detected this kind of error, even when the flow analysis is performed on both original and evolved versions. To make it clearer, in the following discussion in Section 2, we will give some motivating examples on this issue.

To overcome this problem, we suggest an approach of using *constraints* combined from path conditions of both original and evolved program versions. We then formally prove the soundness of this approach, under the context of well-conditioned programs. To make this approach practical, we also propose an algorithm, known as CTG^E (Efficient Constraint-based Test-case Generation) that reduces the cost of test-case generation from exponential complexity to linear one.

The rest of the paper is organized as follows. Section 2 presents a motivating example which shows that when a program evolves, neither test-cases generated merely from the old version nor the new version are sufficient to detect regression bug. Section 3 discusses our proposed approach on generating test-case by combining execution paths from the previous version and the evolved version of a program into constraints. In Section 4, we introduce the ultimate CTG^E algorithm, an improvement of the test-case generation algorithm to reduce its complexity significantly. Section 5 gives some experiments and Section 6 concludes the paper.

2 MOTIVATING EXAMPLE

To give a clear motivation of our work, we first define *well-conditioned program* as follows.

Definition 1 (Well-conditioned Program).

A program P is said well-conditioned with respect to a property π , denoted as $\angle(P, \pi)$, if P produces same outcomes w.r.t. π for all inputs satisfying same, path

conditions in P .

```
void f(int n){
    if(n>0) return n = 2*n;
    else return n = -2*n;
}
```

Listing 1: An example program P_X .

Example 1. In the example program P_X given in Listing 1, there are two path conditions $C_1: (n > 0)$ and $C_2: (n \leq 0)$ corresponding to the execution paths of *if* and *else* clauses. Let us consider two properties: (i) π_1 : the program result is a positive number; and (ii) π_2 : the program result is an even number. One can easily observe that all inputs satisfying C_1 (e.g. $n=4$) will make π_1 true. Similarly, all inputs satisfying C_2 (e.g. $n=-7$) will make π_1 false. Thus, we can say P_E is well-conditioned w.r.t. π_1 or $\angle(P_E, \pi_1)$. In contrast, all inputs satisfying C_1 or C_2 cannot guarantee the same outcomes w.r.t. π_2 . For instance, the inputs of $n=3$ and $n=4$ both satisfy C_1 but making π_2 false and true respectively.

In the situation of testing a program P against a requirement R , it is easily observable that if $\angle(P, R)$ then a set of test-cases covering all of path conditions in P is sufficient to detect any bugs if occurring.

Example 2. (Requirement R_P) Write a function f taking an integer parameter n that returns the absolute value of n .

For instance, let us consider the requirement R_P given in Example 2. In Listing 2(a), an implementation of f is given in program V_P , which has two path conditions $P_1 = (n > 0)$ and $P_2 = \neg(n > 0)$. Since $\angle(V_P, R_P)$, two test-cases covering those two path conditions of V_P , e.g. $n=5$ and $n=-7$, are sufficient to ensure the correctness of V_P .¹

```
int f(int n){
    if(n>0) return n;
    else return -n;
}
```

(a) The previous version V_P

```
int f(int n){
    if(n>3)
    {
        Global++;
        return n;
    }
    else return -n;
}
```

(b) The evolved version V_E with regression bugs

Listing 2: Evolving programs.

¹ In this paper we only discuss generating test-cases covering all execution paths. The test-cases for extreme cases, for example $n=0$ for the program in Listing 1(a), are out of the scope of this paper.

Example 3. (Requirement R_E) Write a function f taking an integer parameter n that returns the absolute value of n . In addition, if n is greater than 3, f will increase the value of the global variable *Global* by 1.

Assume that the requirement is now upgraded in order to fulfill a new requirement R_E as present in Example 3. We say that R_E is *evolved* from R_P since we can consider $R_E = R_P \cup R_N$, where R_N is the additional requirement of “if n is greater than 3, f will increase the value of the global variable *Global* by 1”. Then, V_P is evolved accordingly as a new version V_E given in Listing 1(b).

Since $\angle(V_E, R_N)$, two test-cases covering all two path conditions $Q_1 = n > 3$ and $Q_2 = \neg(n > 3)$ of V_E , e.g. $n = 5$ and $n = -3$, are sufficient to test whether V_E

Table 1: Constraints generated.

Conjunction	Combined Constraint	Simplified Constraints	Test-case
$P_1 \wedge Q_1$	$n > 0 \ \&\& \ n > 3$	$n > 3$	$n = 5$
$P_1 \wedge Q_2$	$n > 0 \ \&\& \ \neg(n > 3)$	$0 < n < 3$	$n = 2$
$P_2 \wedge Q_1$	$\neg(n > 0) \ \&\& \ n > 3$		no test-case
$P_2 \wedge Q_2$	$\neg(n > 0) \ \&\& \ \neg(n > 3)$	$n \leq 0$	$n = -7$

fulfills the additional requirement R_N . But those two test-cases cannot show that V_E violates the old requirement R_P . For example, if the input is 2, the result will wrongly be -2. Generally, this problem arises since we cannot always guarantee that $\angle(V_E, R_P)$.

Note that even though this is only a toy problem, the logic error in Listing 2(b) reflects a practical situation occurring in evolving programs. That is, while making the evolved program satisfy the additional requirements, we may accidentally violate the original requirements. We consider this kind of error as *regression bugs* as introduced in Section 1.

The above-discussed examples also show that even though employing test-case covering all path conditions in both previous and evolved versions of evolving programs, we can still miss the regression bugs. In the next section, we will introduce the combined constraint solving approach to deal with this problem.

3 CONSTRAINT SOLVING FOR REGRESSION BUGS DETECTION

The motivating example in Section 2 has well

illustrated that when a program evolves from an old version to a new evolved version, both path conditions of two versions should be taken into account when generating test-cases. The philosophy here is that a program will be considered evolved when new requirement is added, like stated in Example 1 and Example 2. Thus, the new program should satisfy not only new requirements added but also old requirements as well.

In order to do this, we make usage of an approach based on combined constraint as follows. From the path conditions of both old and evolved versions, we generate *combined constraints* by make conjunctions of the path conditions. Each combined constraint is a conjunction of a pair of path conditions, one from the old version and the other from the evolved version. Then, we generate test-cases that cover all of possibly combined constraints. That is, we generate some input values that satisfy the combined constraints. The constraint solving here is by no means an easy taught to be done manually. In practice, we use the *theorem prover* Z3 (Björner and Moura, 2009) to make the constraints simplified and generate test-cases accordingly for each constraint generated.

For instance, Table 1 presents the combined constraints generated from programs in Listing 1 and the test-cases generated accordingly. Obviously, we can detect the regression bug when the test-case of $n = 2$ is executed.

The algorithm CTG to generate test-case is presented in Figure 1. In the algorithm, there is a particular operation of *solve_constraint* included. This operation is in charge of generating combined constraints by conjunction and makes them simplified, then finds an appropriate test-case fulfilling the constraint. This operation is supposedly handled by means of a theorem prover.

The CTG algorithm should be sufficient to find any regression bugs. In Theorem 1, we show that this statement is sound under Assumption 1.

Algorithm: CTG (Constraint-based Test-cases Generation)
Input: V_P, V_E : Original and evolved programs
Output: T : set of test-cases
Operations
 $T = \emptyset$
ForEach (path condition $\alpha \in V_P$)
 ForEach (path condition $\beta \in V_E$)
 $t = \text{solve_constraint}(\alpha \wedge \beta)$
 If $t \neq \emptyset$ **then**
 Add t to T
 Endif
 End for
End for

Figure 1: The CTG (Constraint-based Test-case Generation) algorithm.

Assumption 1. Given a previous version V_P that is well-conditioned w.r.t an original requirement R_P , i.e. $\angle(V_P, R_P)$. When V_P is evolved into a new version V_E to fulfil new requirement R_N , then $\angle(V_E, R_N)$.

Theorem 1. The set of test-cases generated by CTG algorithm is sufficient to detect regression bugs on a program V_N evolved from original program V_P when the requirements evolved from R_P to R_N respectively.

Proof. If there is a regression bug \mathcal{G} occurring in V_N , then exists an input I that results in different outcomes of O_P and O_E w.r.t. R_P when executed in V_P and V_N respectively. Assume that I belongs to condition paths $\alpha \in V_P$ and $\beta \in V_N$ respectively. Since $\angle(V_P, R_P)$ and $\angle(V_E, R_N)$ and $R_P \subset R_N$, any input generated from the combined constraint $\alpha \cap \beta$ will result in the same outcome O_P and O_E w.r.t. R_P when executed in V_P and V_N respectively. Since $I \in \alpha$ and $I \in \beta$ then $\alpha \cap \beta \neq \emptyset$, i.e. there is at least an input $I' \in \alpha \cap \beta$ existing and will be generated when the CTG algorithm tries to make all possible combinations of condition paths between V_P and V_N , thus causing the corresponding regression bug \mathcal{G} to be detected accordingly. \square

Complexity Analysis. It is easily observable that the CTG algorithm produces test-cases by solving of possible constraints generated from the old version V_P and the evolved version V_E . Thus, it suffers high complexity as it takes $O(N \times M)$ times to make a solver process all constraints where N and M are the path conditions on V_P and V_E respectively. In the next section, we introduce the CTG^E algorithm, an enhanced algorithm that only involves solver to process solvable constraints, thus improving significantly the performance of test-case generation process.

4 THE CTG^E ALGORITHM

Among the 4 constraints presented in Table 1, there are 3 solvable constraints and one unsolvable one (i.e. a constraint that we cannot find any test-case/input satisfying it). However, the CTG algorithm requires a solver to process unnecessarily all of 4 constraints. To overcome this problem, in the new version of CTG^E algorithm presented in this section, we will take into account only solvable constraints. The CTG^E algorithm is shown in Figure 2.

Algorithm: CTG^E (Efficient Constraint-based Test-cases Generation)
Input: V_P, V_E : Original and evolved programs
Output: T : set of test-cases
Operations
 $T = \emptyset$
 $C_{mark} = \emptyset$
Foreach (path condition $\chi \in V_P$)
 $t = solve_constraint(\chi \cap C_{mark})$
 combine(t)
End For

SubProcedure combine (test-case t)
Begin
add t to T
 $\alpha = symbolic_exec(t, V_P)$
 $\beta = symbolic_exec(t, V_E)$
 $C_{mark} = C_{mark} \cup (\alpha \cap \beta)$
if $(\alpha \cap \beta \cap C_{mark}) \neq \emptyset$ **then**
 combine($solve_constraint(\alpha \cap \beta \cap C_{mark})$)
end if
if $(\neg \alpha \cap \beta \cap C_{mark}) \neq \emptyset$ **then**
 combine($solve_constraint(\neg \alpha \cap \beta \cap C_{mark})$)
end if
End

Figure 2: Efficient Constraint-based Test-case Generation (CTG^E) algorithm.

The major improvement of CTG^E is that it does not try to make all possible combined constraints. Instead, CTG^E processes each path condition of the original version V_P . For each path condition, CTG^E first produces an appropriate test-case. Then, it calls a subprocedure named *combine* to further process.

For every test-case t processed in *combine*, a specific function named *symbolic_exec* will be called to find the corresponding path conditions of t when executed in V_P and V_E respectively. The operation of *symbolic_exec* will perform *symbolic execution*, a classical technique to trace the execution path of given input by tracking symbolic rather than actual values (King, 1976). Based on the retrieved path conditions, *combine* keeps generating relevant constraints and calls itself recursively to generate more suitable test-cases. During the whole process of CTG^E , we also make use of a special constraint named C_{mark} which marks the explored parts in the space of test-case domain. Therefore, CTG^E can avoid duplication when generating constraints and test-cases.

Theorem 2. The set of test-cases generated by CTG^E algorithm is sufficient to detect regression bugs on a program V_N evolved from old program V_P when the requirements evolve from R_P to R_N respectively.

Proof. We consider an undirected graph $G = \langle V, E \rangle$ constructed as follows. Each vertex v in V corresponds to a solvable combined constraint generated by the CTE algorithm. We add an edge

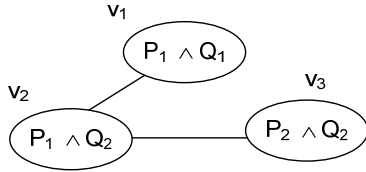


Figure 3: A graph representation of combined constraints.

$e_{ij} = (v_i, v_j)$ to E if v_i and v_j are subcondition of a path condition in either V_P or V_N .

For example, in Figure 3 is the graph constructed when we consider the program versions presented in Figure 1 and the combined constraints in Table 1. In the graph, there are three vertices corresponding to three solvable constraints in Table 1. There is an edge connecting v_1 and v_2 since their constraints are both subconditions of P_1 . Similarly, v_2 and v_3 are connected since their constraints are both subconditions of Q_2 .

Next, we relate the test-case generation process in the CTG^E as graph traversal carried out in G . A vertex v is considered visited if CTG^E produces a test-case satisfying the corresponding combined constraint of v . According to Theorem 1, if all vertices in G are visited after CTG^E finishes, then CTG^E generates sufficient test-cases to detect any regression bugs.

When CTG^E begins, it starts by a certain test-case I generated to satisfy a path condition α of V_P . Using symbolic execution, one can determine the path condition β of V_N which I belongs to. It means that a vertex $q = \alpha \wedge \beta$ just has been initially visited.

Consider the formula $\alpha \wedge \beta$ referring to a vertex q' , which should be connected to q since $\alpha \wedge \beta$ and $\alpha \wedge \beta$ are both subcondition of α . Let C_{mark} be the formula representing all of vertices already visited (i.e. the combined constraints whose corresponding test-cases have been generated already). Similarly reasoning, we finally obtain that the two formulas $\alpha \wedge \beta \wedge \neg C_{mark}$ and $\neg \alpha \wedge \beta \wedge \neg C_{mark}$ should represent all vertices connecting to q which have not been visited. By recursively solving those formulas and updating C_{mark} in the subprocedure *combine*, CTG^E will iteratively visit all of vertices in the connected component which q belongs to.

Lastly, one can note that by checking all of path conditions of V_P , CTG^E will travel to all possible connected components of G . Thus, all vertices of G will be logically visited when CTG^E performed and there are no vertices doubly visited. \square

For instance, consider using CTG^E for generating test-case for evolving programs in Listing 1. Firstly, the two path conditions P_1 and P_2 are collected. Then, CTG^E generates randomly a test-case for a

path condition. Let it be $n = 4$ for P_1 . Performing symbolic execution on the test-case, one can realize that the test-case falls into the combined constraint $P_1 \wedge Q_1 = n > 0 \ \&\& \ n > 3 = n > 3$. Then, CTG^E tries to solve the formula $P_1 \wedge \neg Q_1 \wedge \neg C_{mark}$ with C_{mark} being updated as $C_{mark} = P_1 \wedge Q_1$. We have $P_1 \wedge \neg Q_1 \wedge \neg C_{mark} = n > 0 \ \&\& \ \neg(n > 3) \ \&\& \ \neg(n > 3) = n > 0 \ \&\& \ n \leq 3$. Then, a test-case is generated accordingly, e.g. $n = 2$.

Next, *combine* (2) is invoked, which is corresponding to the constraint $P_1 \wedge Q_2$ with C_{mark} being updated as $n > 3 \cup n > 0 \ \&\& \ n \leq 3 = n > 0$. We then have $P_1 \wedge \neg Q_2 \wedge \neg C_{mark} = n > 0 \ \&\& \ n > 3 \ \&\& \ !(n > 0) = \emptyset$, then then this formula is not considered.

Meanwhile, we have $\neg P_1 \wedge Q_2 \wedge \neg C_{mark} = !(n > 0) \ \&\& \ !(n > 3) \ \&\& \ !(n > 0) = n \leq 0$. Solving this constraint, we, for instance, get a new test-case of $n = -7$. Then, *combine*(-7) is invoked accordingly. At the moment, C_{mark} is updated as $n > 0 \cup !(n > 0) \ \&\& \ !(n > 3) = n > 0 \cup n \leq 0$, making $P_2 \wedge \neg Q_2 \wedge \neg C_{mark} = \neg P_2 \wedge Q_2 \wedge \neg C_{mark} = \neg P_1 \wedge Q_1 \wedge \neg C_{mark} = \emptyset$. Thus, the algorithm stops with no more test-cases generated.

Complexity Analysis. Performing elementary analysis on CTG^E , one can realize that CTG^E will involve the embedded solver $2K$ times, with K is the number of test-cases generated and $K \leq N+M$ where N and M are the path conditions on V_P and V_E respectively. If we take into account the actions of generating N path conditions on V_P , the total complexity of CTG^E will be $O(2K+M) \sim O(3N+M)$ which should be improved significantly compared to that of the original CTG .

To illustrate this, consider the two versions of evolving programs given in Listing 3. The program intends to grade students' works. After the preliminary version is finished as presented in Listing 3(a), a new version is released afterward as presented in Listing 3(b).

```
int grade(int n){
    if(n > 100) return Invalid;
    else if(n>=90) return Excellent;
    else if(n>=80) return Very good;
    else if(n>=70) return Good;
    else if(n>=60) return Fairly good;
    else if(n>=50) return Average;
    else if(n>=0) return Fail;
    else return Invalid;
}
```

(a) Student grading program – preliminary version

```
int grade(int n){
    if(n > 100) return Invalid;
    else if(n>90) return Excellent;
    else if(n>80) return Very good;
    else if(n>70) return Good;
    else if(n>60) return Fairly good;
    else if(n>50) return Average;
    else if(n>0) return Fail;
    else return Invalid;
}
```

(b) Student grading program – final version

Listing 3: Evolving programs.

There are 8 path conditions in each version, therefore the CTG algorithm will make use of the solver 64 times to generate test-cases. Meanwhile, when CTG^E is performed, it will basically generate 8 initial test-cases covering 8 path conditions of the preliminary program as presented in Table 2 (the test-cases presented here are just of example basis).

Table 2: Initial example test-cases for preliminary version in Listing 2.

Condition	Test case
$n > 100$	103
$n \geq 90 \ \&\& \ n \leq 100$	91
$n \geq 80 \ \&\& \ n < 90$	85
$n \geq 70 \ \&\& \ n < 80$	73
$n \geq 60 \ \&\& \ n < 70$	66
$n \geq 50 \ \&\& \ n < 60$	54
$n \geq 0 \ \&\& \ n < 50$	32
$n < 0$	-7

Table 3: Total test-cases generated for evolving versions in Listing 2.

Test case	α	β	$\alpha \wedge \neg \beta$	$\neg \alpha \wedge \beta$
103	$n > 100$	$n > 100$	\emptyset	\emptyset
91	$n \geq 90 \ \&\& \ n \leq 100$	$n > 90 \ \&\& \ n \leq 100$	new test-case: 90	\emptyset
90	$n \geq 90 \ \&\& \ n \leq 100$	$n > 80 \ \&\& \ n \leq 90$	\emptyset	\emptyset
85	$n \geq 80 \ \&\& \ n < 90$	$n > 80 \ \&\& \ n < 90$	new test-case: 80	\emptyset
80	$n \geq 80 \ \&\& \ n < 90$	$n > 70 \ \&\& \ n \leq 80$	\emptyset	\emptyset
73	$n \geq 70 \ \&\& \ n < 80$	$n > 70 \ \&\& \ n < 80$	new test-case: 70	\emptyset
70	$n \geq 70 \ \&\& \ n < 80$	$n > 60 \ \&\& \ n \leq 70$	\emptyset	\emptyset
66	$n \geq 60 \ \&\& \ n < 70$	$n > 60 \ \&\& \ n \leq 70$	new test-case: 60	\emptyset
60	$n \geq 60 \ \&\& \ n < 70$	$n > 50 \ \&\& \ n \leq 60$	\emptyset	\emptyset
54	$n \geq 50 \ \&\& \ n < 60$	$n > 50 \ \&\& \ n \leq 60$	new test-case: 50	\emptyset
50	$n \geq 50 \ \&\& \ n < 60$	$n > 0 \ \&\& \ n \leq 50$	\emptyset	\emptyset
32	$n \geq 0 \ \&\& \ n < 50$	$n > 0 \ \&\& \ n \leq 50$	new test-case: 0	\emptyset
0	$n \geq 0 \ \&\& \ n < 50$	$n \leq 0$	\emptyset	\emptyset
-7	$n < 0$	$n \leq 0$	\emptyset	\emptyset

Then, when the algorithm advances, there will be 6 additional test-cases generated corresponding to non-empty domain marked in Table 3. Totally, the solver only needs to be involved 14 times for generating test-cases and 8 times for initial path conditions.

Table 4: Programming problems used as experimental data.

No	Problem	Constraint	Solver calls (CTG)	Solver calls (CTG^E)
1	Leap year checking	14	42	40
2	Triangle classification	22	89	31
3	Date validation checking	62	736	90
4	Time validation checking	28	96	37
5	Factorial computing	28	96	58
6	Calculating x^y	28	96	56
7	Prime number checking	56	384	92
8	Sum of 1..n	25	84	54

Table 5: Bugs detected by white-box and combined constraints approach.

Problem No	Real Bugs	Detected by white-box	Detected by CTG^E
1	12	11	12
2	10	6	10
3	12	10	10
4	13	10	13
5	14	14	13
6	11	11	11
7	12	12	12
8	12	12	11
Total	96	86(89%)	94(98%)

5 EXPERIMENTAL RESULTS

In order to evaluate the performance of the CTG^E algorithm, we have conducted an experiment in the education domain. The requirements to be fulfilled in this experiment are non-trivial programming problems given to students. The list of problems is given in Table 4, which also gives the information of the combined constraints make from path conditions. For loop-based programs, the path conditions are computed using the coverage analysis technique (Spillner, Linz and Schaefer, 2006), in which the loops are enforced to repeat respectively 0,1,2 and more than 2 times. Thus, our algorithm may have some limitations on programs with complicated loops.

The dataset used in this experiment is collected

from the work of 50 students. In fact, there are actual marked programming works. Basically, for each programming problem, the teacher will produce a sample solution. In order to mark student works automatically, some test-cases are generated for testing. However, as discussed in Section 2, if we apply the typical white-box approach for generating test-cases, the test-cases are not sufficient to detect all of bugs in student works, even though both sample solutions and actual students' works are concerned when test-cases are generated.

When manually inspecting, we observe that there are only 89% students' bugs detected using white-box approach. Exact information on improvement of bug detection is given in Table 5. When the constraint-based approach is applied with teachers' sample solutions playing the roles of original versions and student works evolved versions, the performance of bug detection is significantly improve with 98% bugs detected. Few bugs are still missed because the Z3 solver fails to resolve some complex non-linear expression in path conditions.

We have also compared the performance of the CTG and CTG^E algorithms in terms of execution time. In Table 4, we can observe that the number of solver call is significantly reduced in CTG^E. As a result, the execution time is improved remarkably, as seen in Figure 4.

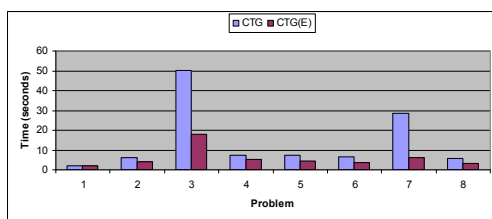


Figure 4: Improvement of time execution achieved by CTG^E.

Moreover, Figure 5 also shows that when the more number of constraints increases, the higher improvement on execution time achieved.

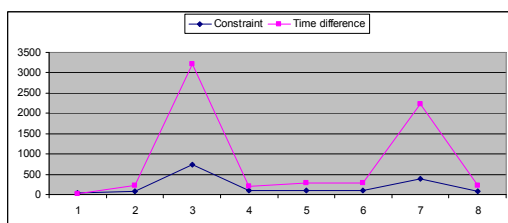


Figure 5: Comparison on execution time difference between CTG and CTG^E w.r.t. numbers of combined constraints.

6 CONCLUSIONS

White-box testing is an effective technique for bug detection. However, in case of evolving program, this technique is not sufficient to deal with regression bugs, occurring when an evolved version violates original requirement already fulfilled by the previous versions.

In this paper, we first explain by a means of motivation example why white-box testing may fail to discover regression bugs. Then, we introduce a combined constraint-based approach to theoretically solve the problem, with formal definitions and proof provided. To avoid the explosion path problem, we refine the approach as ultimate algorithm known as CTG^E whose complexity is reduced significantly to linear time.

We have also preliminary tested our approach in education environment, with dataset being programming works collected from students. The experimental results showed that the CTG^E algorithm achieved better performance in terms of bug detection coverage and execution time, compared to the white-box testing. It also shows potential to apply CTG^E to industry environment.

ACKNOWLEDGEMENTS

This work is part of the Higher Education Project 2 project (supported by World Bank and Hochiminh – Vietnam National University).

REFERENCES

Björner, N. and Moura, L. D. (2009). Z3¹⁰: Applications, Enablers, Challenges and Directions. In *Proceedings of Workshop on Constraints in Formal Verification*.

Cadar, C., Dunbar, D. and Engler, D. R. (2008). Klee: Unassisted and automatic generation of high-coverage tests for complex systems programs. *USENIX Symposium on Operating Systems Design and Implementations*.

Godofroid, P., Klarlund, N. and Sen, K. (2005). DART: Directed automated random testing. ACM Publisher, In *Proceedings of the 2005 ACM SIGPLAN conference on Programming language design and implementation*, 40(6), 213-223. doi:10.1145/1065010.1065036

Godofroid, P. (2007). Random testing for security: blackbox vs. whitebox fuzzing. ACM Publisher, In *Proceedings of the 2nd international workshop on Random testing: co-located with the 22nd IEEE/ACM International Conference on Automated Software*

- Engineering*, 1-1. doi:10.1145/1292414.1292416
- Heumann, J. (2002). Generating Test Cases from Use Cases. *Journal of Software Testing Professionals*, 3(2).
- Hutcheson, M. L. (2003). *Software Testing Fundamentals- Methods and Metrics*, Wiley Publishing.
- King, J. C. (1976, July). Symbolic execution and program testing. *Communications of the ACM*, 19(7), 385-394. doi:10.1145/360248.360252
- Qi, D., Roychoudhury, A. and Liang, Z. (2010). Test generation to expose changes in evolving programs. ACM Publisher, In *Proceedings of the IEEE/ACM international conference on Automated software engineering*, 397-406. doi:10.1145/1858996.1859083
- Sen, K., Marinov, D. and Agha, G. (2005). CUTE: a concolic unit testing engine for C. ACM Publisher, In *Proceedings of the 10th European software engineering conference held jointly with 13th ACM SIGSOFT international symposium on Foundations of software engineering*, 30(5), 263-272. doi:10.1145/1081706.1081750
- Sen, K. and Agha, G. (2006). CUTE and jCUTE : Concolic Unit Testing and Explicit Path Model-Checking Tools. Springer-Verlag, Computer Aided Verification: In *Proceedings of the 18th International Conference*, 4144, 419-423. doi:10.1007/11817963_38
- Spillner, A., Linz, T. and Schaefer, H. (2006). *Software Testing Foundations*. California: Rocky Nook.
- Wang, T. and Roychoudhury, A. (2008). Dynamic slicing on java bytecode traces. ACM Publisher, *ACM Transactions on Programming Languages and Systems*, 30(2). doi:10.1145/1330017.1330021
- Williams, N., Marre, B., Mouy, P. and Roger, M. (2005). PathCrawler: Automatic Generation of Path Tests by Combining Static and Dynamic Analysis. Springer-Verlag, Dependable Computing: In *Proceedings of the 5th European Dependable Computing Conference*, 3463, 281-292. doi:10.1007/11408901_21