

# Mining Generalized Association Rules using Fuzzy Ontologies with Context-based Similarity

Rodrigo Moura Juvenil Ayres and Marilde Terezinha Prado Santos

Department of Computer Science, Federal University of São Carlos, Rod. Washington Luis, São Carlos, Brazil

**Keywords:** Generalized Association Rules, Fuzzy Ontologies, Post-processing, Context-based Similarity.

**Abstract:** In crisp contexts taxonomies are used in different steps of the mining process. When the objective is the generalization they are used, mainly, in the pre-processing or post-processing stages. On the other hand, in fuzzy contexts, fuzzy taxonomies are used, mainly, in the pre-processing step, during the generation of extended transactions. A great problem of such transactions is related to the generation of huge amount of candidates and rules. Beyond that, the inclusion of ancestors in the same ends up generating problems of redundancy. Besides, it is possible to see that many works have directed efforts for the question of mining fuzzy rules, exploring linguistic terms, but few approaches have proposed new steps of the mining process. In this sense, this paper propose the *Context FOntGAR* algorithm, a new algorithm for mining generalized association rules under all levels of fuzzy ontologies composed by specialization/generalization degrees varying in the interval  $[0,1]$ . In order to obtain more semantic enrichment, the rules may be composed by similarity relations, which are represented at the fuzzy ontologies in different contexts. In this work the generalization is done during the post-processing step. Other relevant points are the specification of a generalization approach; including a grouping rules treatment, and an efficient way of calculating both support and confidence of generalized rules during this step.

## 1 INTRODUCTION

An important task in data mining is the mining association rules, introduced in (Agrawal et al., 1993). In traditional algorithms of association, like Apriori, the rules are generated based only on existing items in the database. This characteristic makes an excessive amount of rules be produced. In this sense, the domain knowledge, represented via taxonomies, can be used in order to obtain more general patterns, facilitating the user's comprehension. The association task using taxonomic structures is called mining generalized association rules, and was introduced by (Srikant and Agrawal, 1995) and (Jiawei Han and Fu, 1995).

According to the authors, ancestors of taxonomy are inserted into database transactions, which are called extended transactions. Then, from these extended transactions, it is applied an algorithm for extract the final set of rules, which can be composed by traditional rules and generalized ones. However, the inclusion of ancestors in the database transactions results the generation of many candidate itemsets, in addition, algorithms using such

transactions ends up generating redundant patterns, making it extremely necessary the use of interest measures for eliminate redundancies. On the other hand, some works, like (Carvalho et al., 2007) for example, show that the post-processing stage can be more advantageous, because few candidates and rules are generated. Moreover, it is eliminated the need of measures used for prune redundant rules, since the process is made based on the traditional patterns generated.

However, in many applications of the real world ontologies and taxonomies may not be crisp, but fuzzy (Wei and Chen, 1999), because some applications do not have classes of objects with pertinence criteria precisely defined (Zadeh, 1965). In this context, Wei and Chen (Wei and Chen, 1999) introduced the use of fuzzy taxonomies. They considered the partial relationships possibly existing in taxonomies, where an item may partially belong to more than one parent. For instance, tomato may partially belong to both fruit and vegetable with different degrees. Wei and Chen thus defined a fuzzy taxonomic structure and considered the extended degrees of support, confidence and interest

measures for mining generalized association rules. However, most of the works are focused in to improve methods of to obtain generalized fuzzy association rules, which are the ones composed by linguistic terms, but few works have directed efforts for improve the exploring of generalized rules under fuzzy concept hierarchies, mainly in relation to the stage that they are used.

Besides, some works, like (Miani et al., 2009) and (Escovar et al., 2006), explore the semantic enrichment through similarity relations. However, these works do not consider that the degree of a similarity relation, between two or more elements, it is also related to the point of view or to the context analysed. For example, consider the problem of compare two vegetables, tomato and khaki, in relation to two different points of view (contexts), appearance and flavour. In respect to the appearance context, would be possible to check that tomato is very similar to khaki, with a very high degree of similarity; but in relation to the flavour, would be possible to check that both are bit similar, with a minor degree of similarity.

Thus, this paper presents the *Context* FOntGAR algorithm for mining generalized association rules, using fuzzy ontologies composed by relationships of specialization/generalization varying in the interval  $[0,1]$ , and similarity relations with different degrees according to the context. The generalization can to occur in all levels of fuzzy ontologies. The paper is organized as follow: Section two shows some related works. Section three presents the *Context* FOntGAR algorithm. The section four presents the experiments, and the section five shows the conclusions.

## 2 BACKGROUND

Aiming to obtain general knowledge, the generalized association rules, which are rules composed by items contained in any level of a given taxonomy, were introduced by (Srikant and Agrawal,1995). There are many works using crisp taxonomic structures. These works are distinguished, mainly, in function of the stage (of the algorithm processing) in which these structures are used.

In the pre-processing, the generalized rules are obtained through extended databases, and these bases are generated before the pattern generation. Extended databases are the ones composed by transactions containing items of the original database and ancestors of the taxonomy. In the post-processing the generalized rules are obtained after

the generation of the traditional rules, through a sub-algorithm that uses some generalization methodology based on the patterns generated.

In (Wu and Huang, 2011), the mining is made using an efficient data structure. The goal is to use the structure for find rules between items in different levels of a taxonomy tree, under the assumption that the original frequent itemsets and association rules were generated in advance. Thus, the generalization occurs during the post-processing step. In relation to the post-processing, (Carvalho et al., 2007) proposed the GARPA algorithm. The algorithm, unlike what was proposed by (Srikant and Agrawal, 1995), do not insert ancestor items in the database transactions. The generalization was done using a method of replacing rule items into taxonomy ancestors. From the quantitative point of view, this process is more advantageous than proposed by (Srikant and Agrawal, 1995), because implies a smaller amount of candidates, and consequently of rules generated, dispensing the use of measures for pruning redundant rules.

In mining generalized rules, most of the works using fuzzy logic are mainly focused in to obtain generalized fuzzy association rules, which are the ones composed by fuzzy linguistic terms, such as young, tall, and others. In such approaches are used crisp taxonomies and the linguistic terms are generated based on fuzzy intervals, normally generated through clustering. Besides, these works are directed to explore quantitative or categorical attributes. In this context we can to point, for example, the works (Hung-Pin et al., 2006), (Mahmoudi et al., 2011), (Cai et al., 1998), (Hong et al., 2003) and (Lee et al., 2008). On the other hand, few works use fuzzy taxonomies in order to obtain their rules. In this case, the focus is not the exploring of patterns composed by linguistic terms, but it is how to explore taxonomic structures composed by different specialization/generalization degrees.

The problem of mining generalized rules using fuzzy taxonomies was proposed by (Wei and Chen, 1999). They included the possibility of partial relationship in taxonomies, i.e., while in crisp taxonomies the specialization/generalization degrees are 1, in fuzzy structures such degrees vary in the interval  $[0,1]$ . So, the degree  $\mu_{xy}$  which any node  $y$  belongs to its ancestor  $x$  can be derived based upon the notions of subclass, superclass and inheritance, and may be calculated using the max-min product combination. Specifically,

$$\mu_{xy} = \max_{\forall l: x \rightarrow y} (\min_{\forall e \text{ on } l} \mu_{le}) \quad (1)$$

Where  $l: x \rightarrow y$  is one of the paths of attributes  $x$  and  $y$ ,  $e$  on  $l$  is one of the edges on access  $l$ ,  $\mu_{le}$  is

the degree on the edge  $e$  on  $l$ . If there is no access between  $x$  and  $y$ ,  $\mu_{xy} = 0$  (Wei and Chen, 1999).

In addition to defining such structures, they also consider extended degrees of support and confidence. The degree of the extended support (*Dsupport*) is calculated based on this  $\mu_{xy}$ . If  $a$  is an attribute value in a certain transaction  $t \in T$ ,  $T$  is the transaction set, and  $x$  is an attribute in certain itemset  $X$ , then, the degree  $\mu_{xa}$  can be viewed as the one that the transaction  $\{a\}$  supports  $x$ . Thus, the degree that  $t$  supports  $X$  may be obtained as follows:

$$\mu_{tX} = \text{support}_{tX} = \min_{x \in X} (\max_{a \in t} \mu_{xa}) \quad (2)$$

Furthermore, an  $\sum$  *count* operator is used to sum up all degrees that are associated with the transactions in  $T$ , in terms of how many transactions in  $T$  support  $X$ :

$$\sum_{t \in T} \text{count}(\text{support}_{tX}) = \sum_{t \in T} \text{count}(\mu_{tX}) \quad (3)$$

Thus, the support of a generalized association rule  $X \rightarrow Y$ , let  $X \cup Y = Z \subseteq I$ , can be obtained as follows, where  $|T|$  is the total of transactions in the database:

$$\sum_{t \in T} \text{count}(\mu_{tZ}) / |T| \quad (4)$$

Similarly, the confidence ( $X \rightarrow Y$ ), called *Dconfidence*, can be obtained as follows:

$$\sum_{t \in T} \text{count}(\mu_{tZ}) / \sum_{t \in T} \text{count}(\mu_{tX}) \quad (5)$$

It is important to say in (Wei and Chen, 1999) only the concepts are defined and in (Chen and Wei, 2002) the authors proposed two algorithms to realize the mining, one working with the mentioned taxonomies, and other working with these taxonomies and linguistic terms. The first was called FGAR, and the second was called HFGAR, both algorithms use the same concept of extended transactions.

A similar work can be found in (Keon-Myung, 2001), however, it is related to the mining generalized quantitative association rules. The authors use two different structures: fuzzy concept hierarchies and generalization hierarchies of fuzzy linguistic terms. In the first, a concept may have partial relationship with several generalized concepts, and the second is a structure in which upper level nodes represent more general fuzzy linguistic terms.

As well as Wei and Chen (Wei and Chen, 1999), (Keon-Myung, 2001) also use the technique of extended transactions. Besides, it is considered the use of interest measures for prune redundant rules. According to (Wen-Yang et al., 2010), the works using fuzzy taxonomies, like proposed by (Wei and

Chen 1999), require the same be static, ignoring the fact they cannot necessarily be kept unchanged. For example, some items may be reclassified from one hierarchy tree to another for more suitable classification.

In this sense, the work (Wen-Yang et al., 2010) introduces an algorithm where the final set of rules generated can be updated according to the evolution of the structures. The evolution can occur due four basic causes: insertion, deletion, renaming and reclassification of items. Fuzzy taxonomies are used and, as well as (Wei and Chen, 1999), (Keon-Myung, 2001), and (Wen-Yang et al., 2010), the generalized rules are obtained using extended transactions.

Thus, in respect to the use of fuzzy taxonomies, composed by degrees of specialization/generalization varying in the interval  $[0,1]$ , the works (Wei and Chen, 1999), (Keon-Myung, 2001), and (Wen-Yang et al., 2010), are the most relevant found in the literature.

On the other hand, some works, like (Escovar et al., 2006) and (Miani et al., 2009) are directed to the semantic of the data mined. They use ontologies for extract associations of similarity existing between items of the database. These relations are represented in the leaves of ontology, but the specialization/generalization degrees are constant 1, like crisp ontologies. The work (Miani et al., 2009) is an extension of (Escovar et al., 2006), and the main differences are the introduction of a redundancy treatment and a step of generalizing non-frequent itemsets. However, both algorithms are limited, since generalizes at only one level of ontology (leaf nodes to parents).

As said, these works do not consider the question of context in the similarities represented at the leaves. In this line, the work (Ceri et al., 2010) propose an Upper Fuzzy Ontology With Context Representation (UFOCoRe), an approach that represent multiple relationship strengths in a single ontology, so that it is possible to express different relationship semantics depending on the context chosen. The approach does not define context ontology like the ones used in context-aware systems, but it allows organizing the context information of multiple perspectives in single domain ontology. As described, there are few works dealing with mining generalized association rules under fuzzy taxonomies. Besides, most of the works are inserted in the line of mining generalized fuzzy association rules, which is a concept smoothly different, since for it are used crisp taxonomies and the fuzzy generalized rules are obtained, most of the

time, with the utilization of linguistic terms. Besides, it is possible to see a bias, which is the realization of the generalization process exploring fuzzy taxonomies during the pre-processing stage, through extended transactions. In this sense, considering the concept of fuzzy taxonomies, presented in (Wei and Chen, 1999), no work to date was proposed for obtain generalized rules during the post-processing stage including the questions of similarity relations considering context.

### 3 THE PROPOSED ALGORITHM

The aim of the *Context* FOntGAR is post-process a set of specialized association rules (AR) using fuzzy ontologies, in order to obtain a reduced non-redundant and more expressive set of generalized rules, facilitating the user's comprehension. Figure 1 illustrates all steps of the *Context* FOntGAR algorithm. The steps colored in grey are the main points of our algorithm.

#### 3.1 Main Ideas

The process of generating traditional association rules is based on Apriori (Agrawal and Srikant, 1994), and as an mining association rule algorithm, it needs of an user-provided minimum support and minimum confidence parameters to run. Moreover, it needs of a *minGen*, a *side* and a *context* parameters:

- ***minsup***, which indicates the minimum support;
- ***minconf***, represents the minimum confidence;
- ***minGen***, which represents the minimum quantity of descendants in different specialized rules;
- ***minSim***, which is the minimum similarity used in the reasoner inferences (Miani et al., 2009);
- ***side***, which represents the side of generalization;
- ***context***, which represents the context used in the similarity;

The *minsup*, *minconf*, *minGen* and *minSim* parameters are expressed by a real value in the interval  $[0,1]$ . The *side* parameter is expressed by a string *left*, *right* or *lr*, indicating the generalization side. The generalization can be done on one side of the rule (antecedent or consequent) or both sides (*lr*: left and right side). While the left side indicates relations between classes of items and specialized items, the side *right* indicates relations between the specialized items and classes of items. The side *lr* indicates relations between classes. The similarities are represented in the leaves of ontology. Relations

with similarity degree value greater than or equal to the user-provide *minSim* (Miani et al., 2009) can be show in the rules generated, increasing the semantic enrichment of the same. The generalization is made through a sub-algorithm that uses a methodology of grouping and replacement in the rules. In this methodology, two or more rules are grouped in order to be replaced by a unique generalized rule. Several groups can be generated, and the grouping is done based on the parameter side and on the fuzzy ontology. In this case, two or more rules having identical parents in the side of generalization are grouped in a same group.

It is important to say that a group is generated only if two or more rules can be grouped, because is not reasonable generalize a unique rule. As several groups may be generated, various generalized rules may be obtained. During the grouping, the ancestors analyzed are the immediate ones of items present on rules in question, which are the ancestor presents in the current level of generalization. The parameter *side* indicates the generalization side. Thus, when this parameter is set with *left* or *right*, if two or more rules have the same elements in the opposite of *side*, and have identical parents in relation to the items present in the *side*, then these rules are placed in a same group. For example, supposing ontology of bread and milk, where bread is a *breadA*, *breadB*, *breadC*, *breadD*, *breadE*, and milk is a *milka*, *milkB*, *milkc*. Suppose the algorithm generates, during the extracting patterns stage, a set of traditional rules  $milka \rightarrow breadA$ ,  $milka \rightarrow breadB$ ,  $milka \rightarrow breadC$ , which are the ones composed only by leaf nodes.

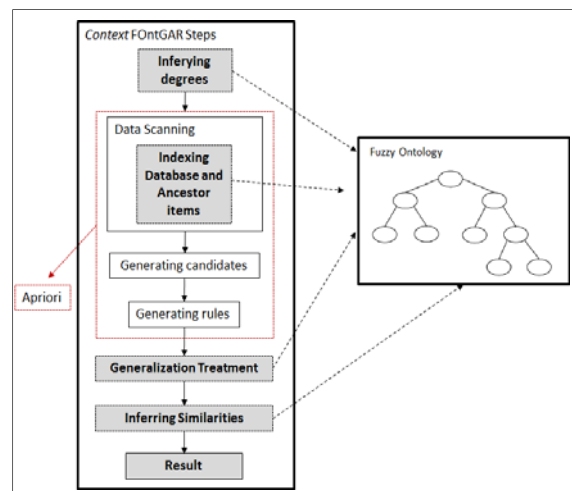


Figure 1: Steps of the *Context* FOntGAR.

When the parameter *side* is *lr*, if two or more rules have the same parents in relation to the



---

**Pseudo-Code of the Generalization Treatment**


---

```

1 if (side = left) or (side = right) or (side = lr) then;
2   level:= 1;
3   nonGeneralizedRules:= all traditional rules;
4   while (level < total of levels) do
5     ontologyVerification(nonGeneralizedRules);
6     aux:= result of ontologyVerification;
7     groupingRules(result of nonGeneralizedRules, aux and side);
8     groupedrules:= result of groupingRules;
9     for (all groups in groupedRules) do
10      all rules in a group are represented by a general rule;
11      verify if the minGen is satisfied;
12      verify other generalization criteria;
13      if (replacement can occur) then
14        do the calculus of support of the general rule;
15      end if
16      if (the general rule is frequent)
17        all rules of the group are replaced by the general rule;
18        generalizedRules:= the general rule;
19      else if (level = 1) then
20        rules of the group will be show in the result;
21      end for
22      if (generalizedRules contains generalized rule) then
23        level: level + 1;
24        for (all rules of generalizedRules) do
25          add the rule generalized into nonGeneralizedRules;
26        end for;
27      end if;
28      if (generalizedRules is empty) then
29        break;
30      end while;
31 end if;

```

Figure 2: Pseudo-code of generalization.

antecedent items, and, respectively, have the same parents in relation to the consequent items, then these rules will be grouped together. For example, considering that traditional rules  $milK_A \rightarrow bread_A$ ,  $milK_B \rightarrow bread_B$ ,  $milK_C \rightarrow bread_C$  have been generated. Comparing these rules, we can see that they have the same parent in relation to the antecedent, and respectively, they have the same parent in relation to the consequent. Thus, these rules will be grouped together.

It is important to say the rules used in the grouping can be composed by any quantity of items. At first, the patterns used during the generalization are the traditional ones generated by the extracting patterns stage. Posteriorly, the obtained generalized rules are treated in the same way, in order to obtain a new set of generalized rules. Thus, it is a recursive process. An important point is that generalized rules can be generated without the use of all descendants of an ancestor. In this sense, to avoid an over-generalization, a set of specialized rules contained in a group can be substituted by a more general rule only if a minGen parameter (Miani et al., 2009) was satisfied. Consider that the minGen value is 0.6 (60%), and the side is lr, the rule  $milK \rightarrow bread$  will be generated even if there is no rule for each kind of bread and milk in the current group, but only if 60% of descendants of bread and milk are present in this set of rules. Thus, the use of minGen could produce a semantic loss. In this sense, in order to guide the user's comprehension, the algorithm show the items which have not participate in the generalization

process. For example, suppose the item breadE is not present in the specialized AR set, the generalized rule are shown as  $milK \rightarrow bread (-breadE)$ , indicating that the item breadE did not compose the generalization.

In this research, for represent a fuzzy ontology with specialization/generalization degrees varying in [0,1] and context in similarity relations, we follow the ideas described in two meta-ontologies, proposed in (Agrawal and Srikant, 1994), and (Cerri et al., 2010) respectively. Both are upper ontologies as it represent fuzzy constructs to be inherited and/or instantiated by specific domain ontologies. Such ontologies are based on OWL DL (Smith et al., 2004), a W3C recommendation supported by several reasoners and application programming interfaces used to develop ontology-based applications.

### 3.2 The Algorithm Step by Step

First, the ontology reasoner is used to infer the membership degrees of the leaves in relation to the ancestors, through the equation 1 of the section two. These degrees are stored in a data structure. The steps of data scanning, generating candidates and generating rules are done similarly to the Apriori.

At end of generating rules we have a set of specialized rules, which will be used on the generalization treatment. Then, the generated rules and the side of generalization are passed to the groupingRules function (line 7), which is responsible by the grouping treatment mentioned

above. Posteriorly, for each group generated, all rules in a group are represented by a more general rule (line 10). So, the minGen parameter (line 11) is checked, besides, it is verified if antecedent  $\cap$  consequent = 0 and if no consequent item is ancestor of any antecedent item (line 12). If such verifications are satisfied (line 13), the calculus of support is done. If the general rule is not frequent then the generalization is not made. In this case, if the level is 1 (line 19), the rules of the corresponding group are inserted in the result. But if the general rule is frequent, the rules of the corresponding group are replaced by the same, and it is inserted in the result.

After that, if there are generalized rules, the same are used in the next level of generalization. If this situation is true for all next levels, the generalization process will be done until a level below the ontology root. However, if there is no generalized rule at a certain level, then will be impossible generalize in the next levels. When this happens, the generalization process is concluded. After the generalization treatment, the algorithm uses the ontology reasoner to obtain the similarity relations. So, these relations are used in the non-generalized rules. Finally, after that, the algorithm enters its final stage, which is the results generation.

### 3.3 Calculating the Support and Confidence Degrees

Considering the fuzzy taxonomy of Figure 3, *Fruit*  $\rightarrow$  *Meat* is a generalized rule and {Fruit, Meat} is their itemset format. The support is calculated based on the sum of all degrees of transactions that support simultaneous occurrences of {Fruit, Meat}. However, {Fruit, Meat} is obtained and known only during the post-processing. Then, for obtain the degree of each transaction, it would be necessary a new scanning in the database. As many generalized rules may be generated, the quantity of new scanning also may be huge, and depending on the quantity of rows of the database, the performance of the algorithm would be affected.

In *Context* FOntGAR we use two data structures (Figure 3 and Figure 4) to allow the calculating of support avoiding additional scan. Such structures are composed by keys and values. In Figure 3, a key is an item of the database or an ontology ancestor. Each key points a value, which is a vector storing the transaction identifiers where the key appear. The vector is an object of the class Vector in Java, dynamically created. The equation used in the calculus of support is derived of the Equation 2 (section two). So, if we partitioned the same in two

subparts (Part 1 and Part 2), we have:

- **Part 1** =  $\max_{\forall a \in t} (\mu_{xa})$
- **Part 2** =  $\min_{\forall x \in X} (\mathbf{Part\ 1})$ .

As said, we can have many generalized rules, but we don't know what will be generated. So, the itemset format of each may be any  $X = \{x_1, \dots, x_n\}$ , where  $X$  is the generalized rule, and  $x_1, \dots, x_n$  are items of the rule. That way, during the first scan, we do the computation of Part 1, which is the degree that each transaction  $t$  supports an ancestor  $x$ . Based on the results of Equation 1, found at beginning of the algorithm, these degrees are calculated and stored in a data structure (Figure 4), where a key is the ancestor  $x$  (which will be present in generalized rules), and each key points a value, which is a vector storing the degrees mentioned. Thus, since the result of Part 2 correspond to min operator for the degrees related to any rule  $\{x_1, \dots, x_n\}$ , we use the stored degrees of  $x_1, \dots, x_n$  for calculating the Part 2, obtaining the support of any generalized rule.

An important point is that if  $\mu_{tx} = 0$  the transaction does not supports  $x_n$ , then the degree  $\mu_{tx}$  is not stored in the vector. Thus, each vector linked in a key of the Figure 3 has the same quantity of positions of the vector pointed out by the same key of the Figure 4. Besides, in such vectors, the values of correspondent positions are related. For example, through Figure 3 we can see that the key Fruit is present in three transactions, T1, T2 and T4. Then, from the Figure 4.5 we can infer that the degree which T1, T2 and T3 support Fruit is 1, 0.7 and 0.7, in the same order.

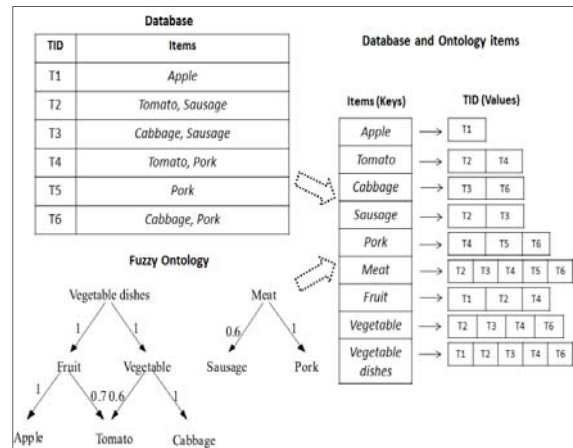


Figure 3: Indexing items and ancestors.

Now, consider an example about how calculate the support of the rule *Fruit*  $\rightarrow$  *Meat*: First, the algorithm uses the structure shown in the Figure 3 for verify the quantity of transactions in the

Ancestors (keys)	Degrees that transactions supports the keys
Fruit	→ [ 1   0.7   0.7 ]
Vegetable	→ [ 0.6   1   0.6   1 ]
Meat	→ [ 0.6   0.6   1   1   1 ]
Vegetable Dishes	→ [ 1   0.7   1   0.7   1 ]

Figure 4: Storing the transaction support degrees.

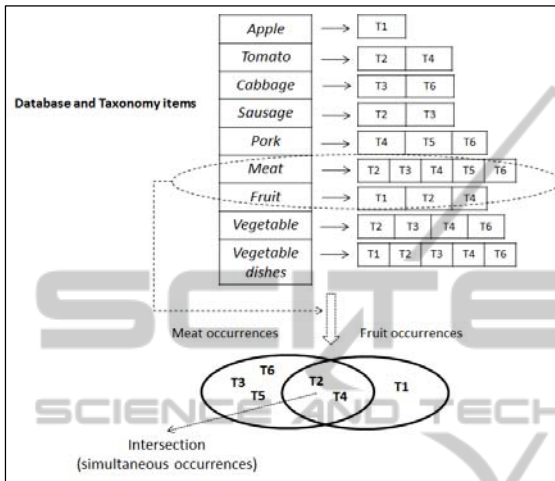


Figure 5: Idea used in the calculating of support.

intersection of values stored in vectors of these keys, since it represents all simultaneous occurrences of Fruit and Meat on the dataset transactions. Figure 5 illustrates this idea. In this case we have two occurrences of  $\{Fruit, Meat\}$ .

Then, in relation to each key, the algorithm uses the positions of these transactions in Figure 3 to find the degree which each transaction supports these ancestors. Such degrees are present in the same positions of the vectors linked at Fruit and Meat on the Figure 4. In this case we have: Fruit: 0.7/T2, 0.7/T4; Meat: 0.6/T2, 1/T4, which are results of Part 1. Based on these degrees, we use Part 2 to calculate the  $\mu_{tX}$ , where  $X$  is  $\{Fruit, Meat\}$ .

For T2 we have:

$$\mu_{tX} = \min_{x \in X} (Part\ 1) = \min(0.7, 0.6) = 0.6$$

For T4 we have:

$$\mu_{tX} = \min_{x \in X} (Part\ 1) = \min(0.7, 1) = 0.7$$

So, according to Equation 3, we have  $0.6 + 0.7 = 1.3$ . Furthermore, the Equation 4 is used to calculate the support, which is 0.21. Although we presented a specific example, the process applies to any rule.

### 3.4 Inferring Similarity Relations According to the Context

As said before, for represent our fuzzy ontology, we follow the ideas described in two meta-ontologies, proposed in (Agrawal and Srikant, 1994), and (Cerri et al., 2010). The approach proposed in (Cerri et al., 2010) allows to represent, in a single ontology, distinct relationships according to different contexts.

In relation to fuzzy relationships, they introduce the  $ctx:ContextFuzzyRelationMembership$  class, responsible for associating fuzzy relationships to several contexts.

$Ctx:ContextFuzzyRelationMembership$  is subclass of the  $fuzz:FuzzyRelationMembership$  class from the fuzzy ontology, thus it inherits  $fuz:fuzzyRelationDomain$ ,  $fuz:fuzzyRelationRange$ ,  $fuz:fuzzyRelationProp$  and  $fuz:membershipDegree$  properties. The context association is represented by  $ctx:hasContext$  and  $ctx:context$  properties, which link contexts to fuzzy relationships ( $fuz:FuzzyRelation$ ) and fuzzy degrees respectively. By using such constructs, a domain expert can model fuzzy relationships from different perspectives, with specific fuzzy degrees according to each context.

In our algorithm, the similarity degree values between items are represented in the fuzzy ontology leaves, which specify the semantics of the database contents. This step navigates through the fuzzy ontology structure to identify semantic similarity between items, according to the pre-defined  $context$  parameter. If according to a user-provide  $context$  the similarity degree between items is greater than or equal to the  $minSim$  parameter cited in section 3.1, a semantic similarity association is found and this association is considered similar enough. A fuzzy association of size 2 is made by these pair of items found and are expressed by the symbol  $\sim$  indicates the similarity relation between items, for example,  $item_a \sim item_b$ .

After that, this step verifies the presence of similarity cycles as proposed in (Escovar et al., 2005). These are fuzzy associations of size greater than 2 that only exists if the items are, in pairs, sufficiently similar. The minimum size of a cycle is 3, and the maximum is the number of sibling leaf nodes, for example,  $item_a \sim item_b \sim item_c$ . According to (Escovar et al., 2005), based on the concept of fuzzy intersection, the similarity degree value of a cycle is the minimum value found among the pairs. For example, if in a context  $item_a \sim item_b$  are 0.8 similar;  $item_b \sim item_c$  are 0.7 similar;  $item_a \sim item_c$  are 0.5 similar, then

$item_a \sim item_b \sim item_c$  are 0.5 similar. Similarity cycles are obtained through the transitive property (Zadeh, 1965). All similarity relations and similarity cycles with degree values greater than or equal to the *minsim* are stored (as strings) by the algorithm. After that, this step does a search in the rules generated checking if the same have items that are included in some relation or cycle stored. In positive cases, these items are replaced by the correspondent string stored. We can say the positive cases are related to the traditional rules which have not been generalized, since the similarity relations are associated only to the leaf nodes. For example, suppose the rule:  $item_a, item_d \rightarrow item_b, item_f, item_h$ . Considering that there is a similarity relation  $item_a \sim item_b$ , then the stored correspondent string,  $item_a \sim item_b$ , it is inserted in the rule, replacing the single items  $item_a$  and  $item_b$ . So only the new rule,  $item_a \sim item_b, item_d \rightarrow item_f, item_h$ , it is show by the algorithm.

We can say that our approach is totally different than (Miani et al., 2009) and (Escovar et al., 2006). In these works, the inclusion of similarities in the rules is done through a concept of fuzzy item, which are a type of similarity representation. Such items are inserted in the set of candidates, during the candidate generation, and are used to generate the rules. Besides, a calculus of fuzzy occurrences also is done. Another different point is that (Miani et al. 2009) and (Escovar et al., 2006) do not consider the inclusion of context in the similarity relation.

## 4 EXPERIMENTS

This section shows some experiments performed to validate the *Context* FOntGAR algorithm. Two real datasets were used. The first dataset (DB-1) contains information about Years of study, Race or ethnicity and Sex, and was provided by Brazilian Institute of Geography and Statistics (IBGE). DB-1 contains 10000 transactions with 12 distinct items. The second data set (DB-2) contains a one day sale of a supermarket located in São Carlos city. DB-2 contains 1716 transaction with 1936 distinct items.

Two fuzzy ontologies were created, one for the DB-1, called Ont-1 ontology, and other for the DB-2, called Ont-2 ontology. The Ont-1 was constructed contained one level of abstraction, except by the root, and Ont-2 was constructed with four levels of abstraction, except by the root. In both ontologies the average value of specialization/generalization degrees was 0.8. Both ontologies were modeled in

OWL (Web Ontology Language) and the Jena Framework was used to allow navigation through ontology concepts and relations.

In order to compare and illustrate the performance of *Context* FOntGAR, the experiments were carried out with respect to two major aspects. First, with the DB-1, the GARPA algorithm (Carvalho, Rezende et al. 2007) under a corresponding crisp taxonomy, NARFO (Miani et al. 2009) under a corresponding crisp ontology and *Context* FOntGAR algorithm under the Ont-1 were run. The purpose was to show what the effect of fuzzy extensions could be. In this comparison, 2 experiments have been conducted. Second, with the DB-2 and Ont-2, the *Context* FOntGAR was executed. The purpose was to show how the generalization treatment could improve the reduction in the rules amount. This experiment checks the compaction rate, which represents the percentage of reduction in the volume of rules.

### 4.1 Performance Comparisons

We performed 2 experiments with real data and taxonomic structures mentioned above, changing a different parameter in each experiment. The experiments were done with default values of parameter, except for the one being varied. By default, *minsup* = 0.02, *minconf* = 0.4 and *mingen* = 0.2. The side of generalization was set to *lr* in all algorithms.

#### *Number of Transactions*

In Figure 6, the vertical axis is the average of reading time per transaction (in milliseconds) in relation to the first scanning in the database. Here was compared the first scan on NARFO and the first scan on *Context* FOntGAR. We varied the number of transactions from 2000 to 10000. From Figure 6, it is possible see that the gap between *Context* FOntGAR, and NARFO show that the scanning with fuzzy ontologies is more time consuming than scanning with crisp ontologies. There are two reasons. First, the membership degree calculation demands more time. Second, the data structures generation contributes for increase the runtime. However, we can see that the gap tends keep stable with the increase of the number of transactions. This shows that the computational complexity is linear with the number of transactions, which is the same as the crisp algorithm. The difference between the two curves turns to be constant.

In Figure 7 we changed the minimum degree of support from 0.05% to 0.2%. The vertical axis is the



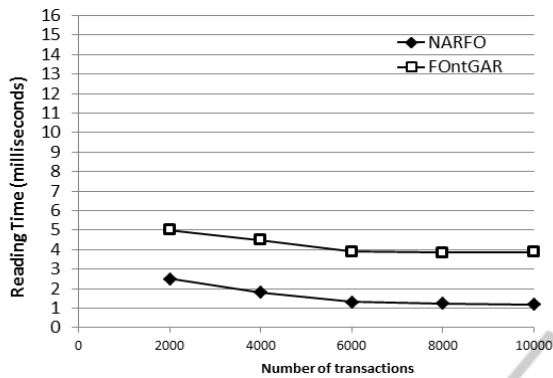


Figure 6: Scanning time (per transaction).

*Minimum Degree of Support*

total execution time in seconds. Notably, with the increase of minsup, the runtime of both *Context* FOntGAR and GARPA decreases. The reason is that when the minsup increases the amount of traditional rules decrease, and consequently a minor quantity of rules are post-processed. However, we can see that GARPA consumes more time than *Context* FOntGAR. The reason is that GARPA demands more time during the calculating of support, because a new scan is done in the database for each generalized rule obtained. So, depending on the quantity of rules and rows of the dataset, the runtime can be very high. On the other hand, apart from provide an indexed access to data, in *Context* FOntGAR, the data structures avoid the necessity of new scans in the database, decreasing the runtime.

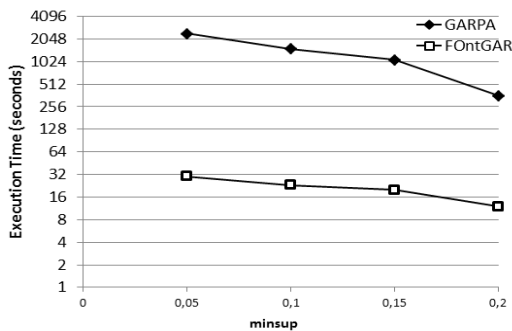


Figure 7: Comparison in relation to the runtime.

*Compaction Rate in Context FOntGAR*

The Figure 8 shows that the compaction rate is high, especially when values of minGen are low. This means that for high values of minGen the number of generalized rules decreases and consequently the number of traditional rules increases, reflecting in the amount generated.

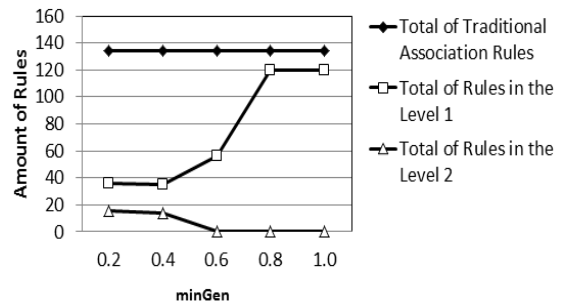


Figure 8: Compaction rate in *Context* FOntGAR.

**4.2 Exploring Rules with Similarity Relations**

In order to explore rules with similarity relations the DB-2 and Ont-2 were used. For explore different contexts Ont-2 was extended through the meta-ontology mentioned above. Two contexts were inserted, flavour and appearance. The Table 1 shows some leaf items and their respective similarity degree values, in relation to the two contexts. The part shown represents the similarTo relationship between the spinach and mustard according to context appearance. The similarity degree is set to 0.7.

Table 1: Similarity Degree Values.

Similarity Contexts			
items		Appearance	Flavour
Coca-Cola	Pepsi	0.8	0.6
Pepsi	Brazilian Coke	0.8	0.5
Tomato	Khaki	0.7	0.3
European Chocolate	Brazilian Chocolate	0.8	0.6
spinach	lettuce	0.7	0.4
spinach	mustard	0.7	0.4

In Table 1 the similarity degree values are given in pairs of items. For example, spinach and mustard have similarity 0.7 in context of appearance. Besides, based on the table 1 two similarity cycles can be found in the ontology. Depending on the similarity value, the selection of context may cause change in the similarities represented in the rules. Our experiment was carried out employing the parameters values: minimum support (minsup)=0.2, minimum confidence (minconf)=0.2, and minimum similarity (minsim)=0.3. Some examples of rules generated are:

*Appearance Context:*

- spinach~lettuce~mustard, coffee → onion, potato
- tomato~khaki, bread → soap, detergent
- milk → EuropeanChocolate~BrazilianChocolate

## 5 CONCLUSIONS

This paper proposes the *Context* FOntGAR algorithm, a new algorithm for mining generalized association rules under all levels of fuzzy ontologies, including similarity relations in the rules. The experiments show that *Context* FOntGAR makes an efficient generalization treatment, reducing the amount of rules. This work presents several contributions. First, it is introduced an algorithm which uses fuzzy ontologies with context-based similarity relations during the post-processing stage. Considering the bias found in the literature, our algorithm makes an important improvement on the state of the art. Another important contribution is that *Context* FOntGAR improves the semantic in the rules and generates non-redundant patterns without use pruning measures, since the generalized ones are obtained based on the traditional rules. For future works we are doing some improvements in the *Context* FOntGAR algorithm. We are improving the use of *mingen*, based on the user's preferences.

## ACKNOWLEDGEMENTS

We wish to thank the Determinants of Educational Performance Project (CAPES/INEP).

## REFERENCES

- Agrawal, R., T. Imielinski, et al. (1993). *Mining association rules between sets of items in large databases*, Washington, DC, USA, ACM.
- Agrawal, R. and R. Srikant (1994). Fast algorithms for mining association rules. *Conference on Very Large Databases (VLDB)*. Santiago, Chile, Morgan Kaufmann Publishers Inc.: 487-499.
- Cai, C. H., Ada, et al. (1998). Mining Association Rules with Weighted Items. *International Database Engineering and Application Symposium*.
- Carvalho, V. O. D., S. O. Rezende, et al. (2007). Obtaining and evaluating generalized association rules. *9th International Conference on Enterprise Information Systems, ICEIS 2007, Funchal, Madeira; 12 June 2007 through 16 June 2007*.
- Cerri, M. J., C. Yaguinuma, et al. (2010). UFOCoRe: Exploring Fuzzy Relations According to Specifics Contexts. *International Conference on Software Engineering & Knowledge Engineering (SEKE 2010)*. San Francisco Bay, USA: 529-534.
- Chen, G. and Q. Wei (2002). "Fuzzy association rules and the extended mining algorithms." *Information Sciences - Informatics and Computer Science: An International Journal* **147**(1-4): 201-228.
- Escovar, E. L. G., M. Biajiz, et al. (2005). "SSDM: A Semantically Similar Data Mining Algorithm." *20 Brazilian Symposium of Databases*.
- Escovar, E. L. G., C. A. Yaguinuma, et al. (2006). Using Fuzzy Ontologies to Extend Semantically Similar Data Mining. *21 Brazilian Symposium on Databases. Florianópolis, Brazil: 16-30*.
- Hong, T. P., K. Y. Lin, et al. (2003). "Fuzzy data mining for interesting generalized association rules." *Fuzzy Sets and Systems* **138**(2): 255-269.
- Hung-Pin, C., T. Yi-Tsung, et al. (2006). A Cluster-Based Method for Mining Generalized Fuzzy Association Rules. *Innovative Computing, Information and Control, 2006. ICICIC '06. First International Conference on*.
- Jiawei Han and Y. Fu (1995). Discovery of Multiple-Level Association Rules from Large Databases. *21<sup>o</sup> VLDB Conference. Zurich, Switzerland: 420-431*.
- Keon-Myung, L. (2001). Mining generalized fuzzy quantitative association rules with fuzzy generalization hierarchies. *IFSA World Congress and 20th NAFIPS International Conference, 2001. Joint 9th*.
- Lee, Y.-C., T.-P. Hong, et al. (2008). "Multi-level fuzzy mining with multiple minimum supports." *Expert Systems with Applications: An International Journal* **34**(1): 459-468.
- Mahmoudi, E. V., E. Sabetnia, et al. (2011). Multi-level Fuzzy Association Rules Mining via Determining Minimum Supports and Membership Functions. *Intelligent Systems, Second International Conference on Modelling and Simulation (ISMS), 2011*.
- Miani, R. G., C. A. Yaguinuma, et al. (2009). *NARFO Algorithm: Mining Non-redundant and Generalized Association Rules Based on Fuzzy Ontologies*. Enterprise Information Systems. J. Filipe and J. Cordeiro, Springer Berlin Heidelberg. **24**: 415-426.
- Smith, M. K., C. Welt, et al. (2004). "W3C Proposed Recommendation: OWL Web Ontology Language Guide." Retrieved 2 dezembro, 2010, from
- Srikant, R. and R. Agrawal (1995). Mining Generalized Association Rules. *Proceedings of the 21th International Conference on Very Large Data Bases, Morgan Kaufmann Publishers Inc*.
- Vo, B. and B. Le (2009). "Fast Algorithm for Mining Generalized Association Rules." *International Journal of Database Theory and Application* **2**(3): 1-12.
- Wei, Q. and G. Chen (1999). Mining generalized association rules with fuzzy taxonomic structures. *Fuzzy Information Processing Society, 1999. NAFIPS. 18th International Conference of the North American*.
- Wen-Yang, L., T. Ming-Cheng, et al. (2010). Updating generalized association rules with evolving fuzzy taxonomies. *IEEE International Conference on Fuzzy Systems (FUZZ)*, 2010.
- Wu, C.-M. and Y.-F. Huang (2011). "Generalized association rule mining using an efficient data structure." *Expert Systems with Applications* **38**(6): 7277-7290.
- Zadeh, L. A. (1965). "Fuzzy sets." *Information and Control* **8**(3): 338-353.