

Semantic Interoperability Solution for Multicentric Breast Cancer Trials at the Integrate EU Project

Sergio Paraiso-Medina¹, David Perez-Rey¹, Raul Alonso-Calvo¹, Brecht Claerhout², Kristof de Schepper², Philippe Hennebert³, Jérôme Lhaut³, Jasper Van Leeuwen⁴ and Anca Bucur⁴

¹Grupo de Informática Biomédica, DIA & DLSIIS, Facultad de Informática, Universidad Politécnica de Madrid, Campus de Montegancedo S/N, 28660 Boadilla del Monte, Madrid, Spain

²Custodix NV, Kortrijksesteenweg 214b3, 9830 Saint-Martens-Latem, Belgium

³Institut Jules Bordet, 121 boulevard de Waterloo, 1000 Brussels, Belgium

⁴Phillips Research, Healthcare Information Management, High Tech Campus 34, 5656 AE Eindhoven, The Netherlands

Keywords: Semantic Interoperability, Clinical Trials, SNOMED, HL7, INTEGRATE Project, Breast Cancer.

Abstract: The introduction of -omic information within current clinical treatment is one of the main challenges to transfer the huge amount of genomic-based results. The number of potential translational clinical trials is therefore experiencing a dramatic increase, with the corresponding increment on patient variability. Such scenario requires a larger population to recruit a minimum set of patients that may involve multi-centric trials, with associated challenges on heterogeneous data integration. To ensure sustainability on clinical trial management, semantic interoperability is one of the main goals addressed by international initiatives such as the EU funded INTEGRATE project: “Driving Excellence in Integrative Cancer Research”. This paper describes the approach adopted within an international research initiative, providing a homogeneous platform to manage clinical information from patients on breast cancer clinical trials. Following the project “leitmotif” of reusing standards supported by a large community, we have developed a solution providing a common data model (i.e. HL7 RIM-based), a biomedical domain vocabulary (i.e. SNOMED) as core dataset and resources from the semantic web community adapted for the biomedical domain. After one year and a half of collaboration, the INTEGRATE consortium has been able to develop a solution providing the reasoning capabilities required to solve clinical trial patient recruitment. The next challenge will be to extend the current solution to support a cohort selection tool allowing prospective analysis and predictive modeling.

1 INTRODUCTION

Current oncology treatments are introducing a large number of new variables to current clinical guidelines. Molecular tests, in addition to traditional clinical variables, are inducing an explosion in the number of potential –if not always actual– clinical trials. In addition, the high specificity of eligibility criteria, especially molecular criteria, focusing on sometimes rare gene mutations, makes patient recruitment more difficult, increasing the need for multi-centric and international initiatives. Information systems with complex data from different institutions have to deal with additional heterogeneities on different biomedical vocabularies, data models, security procedures, legislation, etc.

Integration processes, carried out manually until now, are becoming less and less manageable with the dramatic increase of variables and centers involved.

Within such scenario, interoperability among different systems (i.e. communication and understanding of data transferred) is essential to provide a sustainable solution. This work has been carried out within the three-year EU funded INTEGRATE (INTEGRATE, 2012) research project. The main goal of the INTEGRATE platform is to provide solutions to clinical researchers and the pharmaceutical industry for sharing of data and knowledge, support for molecular testing scenario for patient enrolment in trials, querying trial data, and building and sharing of predictive models for response to therapies.

This paper describes the approach proposed to provide semantic interoperability to the INTEGRATE platform. The Background section describes previous projects facing similar challenges. Then, the Semantic Interoperability Layer section presents the required components and the query expansion mechanism implemented to retrieve data with semantic reasoning capabilities. The Results section describes preliminary performance tests using real clinical data for patient recruitment. And finally, the Conclusions section describes the main contribution of this work and future lines.

2 BACKGROUND

The latest advances on breast cancer research have produced a wealth of data. To obtain a proportional increment of knowledge, previous projects have been focused on cancer research studies and heterogeneous biomedical integration such as caBIG, i2b2, OMOP and ACGT.

The cancer Biomedical Informatics Grid (caBIG) (Eschenbach von and Buetow, 2006) is an open source information network deployed in 2003, allowing cancer researchers to share tools, data and applications, and to agree upon common standards and needs. It is based on Open Grid Services Architecture (OGSA and OGSA-Data Access Integration, OGSA-DAI (Antonioletti et al., 2005)) and the open source grid computing project, Globus Toolkit from Globus Alliance (Globus, 2012). Applications developed for caBIG are highly dependent on the GRID-based middleware, which difficult reusing applications outside the caBIG framework.

Informatics for Integrating Biology and the Bedside (i2b2) is a framework based on the Research Patient Data Registry developed at the Massachusetts General Hospital (Murphy Shawn N et al., 2010). i2b2's main goal is to allow researchers to use the clinical data for discovery research. It is designed as a set of services, denominated cells, which fit together in an integrated environment (called a hive). Every cell is a SOA service like a file repository, ontology management, data repository, etc. The data repository cell is designed as the data warehouse to provide the information of the users. i2b2 includes an ontology cell to define the vocabulary, but this vocabulary only allows one type of relationship, thus medical ontologies like SNOMED CT (SNOMED, 2012) cannot fully stored

within this implementation.

Observational Medical Outcomes Partnership (OMOP) was a clinical project to analyze healthcare databases for studying issues and effects of medical products (Stang et al., 2010). One of the advantages of the OMOP is the simple data model. But similar to i2b2, it has some problems including an ontology vocabulary like SNOMED CT in the model. In fact, OMOP only provides a dictionary that performs the mapping between different data sources and the database.

Projects described above have been very valuable in obtaining practical results, but few of them have exploited the benefits of the current semantic web tools. In this context, emerged ACGT (FP6-2005-IST-026996), an EU funded Project devoted to the development of a technological platform for supporting clinical trials on cancer (Martin et al., 2011). The platform included an ad hoc ontology built specifically for ACGT, i.e. the Master Ontology on Cancer (MO) (Brochhausen et al., 2011), as data model and domain vocabulary. A semantic mediation layer was developed to dynamically translate queries in terms of the MO to the concrete schemas of data sources. While providing an efficient layer for the integrated access to a set of disparate resources, the complexity of the MO (over a thousand classes with hundreds of properties), hindered its use as schema for users to build meaningful queries.

Further resources, developed within the semantic web community, have been adapted to the biomedical domain. Nowadays, there are classifiers to solve the management of large ontologies such as SNOMED CT, CEL (Baader et al., 2006), SNOROCKET (Lawley and Bousquet, 2010) and ELK (Kazakov et al., 2012) instead of general purpose reasoners such as Pellet (Parsia and Sirin, 2004), Fact++ (Tsarkov and Horrocks, 2003) or Hermit (Shearer R et al., 2008). Classifiers are reasoners with specific algorithms of inferring optimal for certain types of ontologies. Comparing classifiers to deal with SNOMED CT, ELK was more efficient than CEL and SNOROCKET (Kazakov et al., 2011). And although classified ontologies are around 75% lighter than the original, semantic repositories are required to efficiently store them. Examples include Sesame (Broekstra et al., 2002), Virtuoso (Erling and Mikhailov, 2009) or OWLIM (Kiryakov et al., 2005).

These repositories are used in the semantic web to store data represented in markup languages, with efficient search engines to extract domain knowledge in terms of relationships.

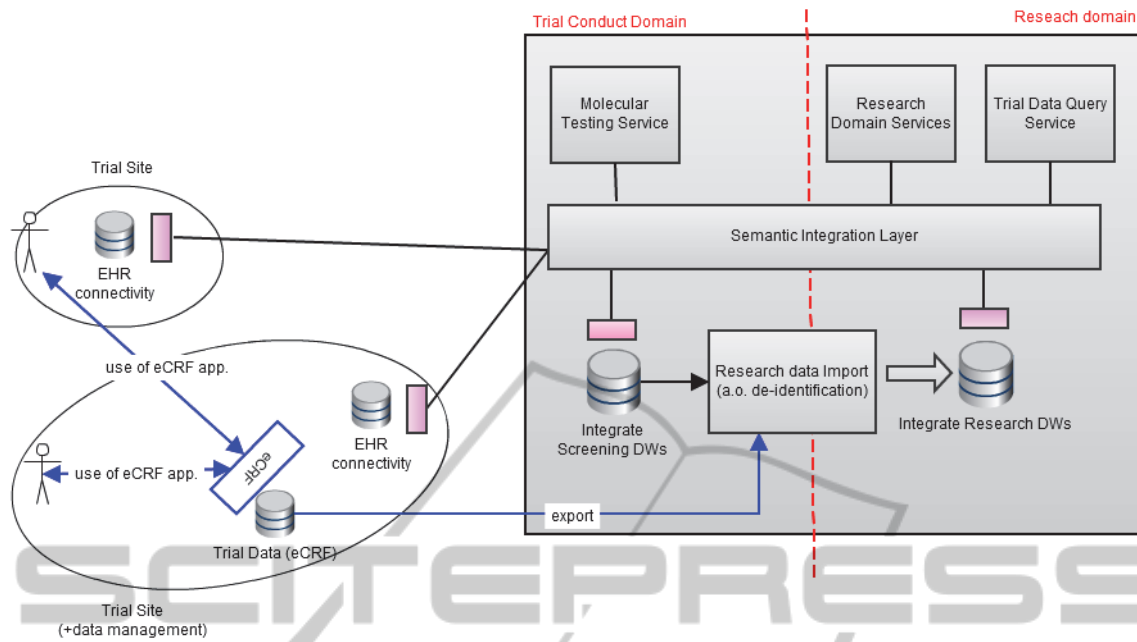


Figure 1: Overview of the INTEGRATE platform general architecture. eCRF: Electronic Case Report Form; EHR: Electronic Health Record; DWs Datawarehouses.

The review of the state of the art suggested that semantic resources can still be largely exploited to improve the semantic interoperability of integrative solutions.

3 SEMANTIC INTEROPERABILITY LAYER

Semantic interoperability among applications and tools is an essential requirement to achieve the main goal of the INTEGRATE project, i.e. data sharing for breast cancer clinical trials. The general architecture of the proposed platform includes different services, presented in Figure 1.

The INTEGRATE platform has to deal with two main scenarios, each belonging to one of two operational domains: (i) Trial Conduct Domain and (ii) Research Domain. In the Trial Conduct Scenario, patients are recruited into clinical trials from each site, and relevant information from CRFs and EHRs sources is homogeneously represented. In this scenario, patients should remain identified until the end of the clinical trial, and therefore, information should remain distributed at each site. The Research Domain, however, deals with encoded data to allow researchers to perform retrospective analysis of multiple clinical trials or predictive modeling.

To provide homogeneous access to different data sources, the semantic interoperability layer should

provide a Common Information Model (CIM) to represent the information. Thus, a common query endpoint can be provided to retrieve semantically uniform data. Components required for this task are shown in Figure 2.

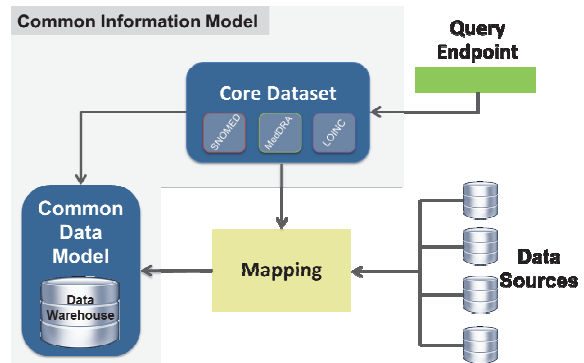


Figure 2: Semantic interoperability layer components.

The CIM proposed for the INTEGRATE platform semantic layer is comprised by two components: (i) the Core Dataset (CD) and (ii) the Common Data Model (CDM). CDM refers to the schema of the Data Warehouse and CD is the domain vocabulary of the INTEGRATE platform. This vocabulary, previously transformed into a XML-based ontology representation language, is stored in a semantic web repository. The CD will be used to extract domain knowledge to retrieve data

stored within the CDM.

In the following sections, a detailed description of components previously mentioned is provided. The query expansion subsection describes the proposed method to semantically retrieve information from the CDM by considering relations contained within the domain vocabulary (CD).

3.1 Common Data Model

CDM proposed at INTEGRATE is the structure of the Data Warehouse, and a wrapper that offers a SPARQL endpoint. The CDM resolves heterogeneity problems in different data sources. Therefore, the CDM acts as the central data model of the semantic interoperability layer. Information from the different data sources is stored in different Data Warehouses (distributed across the institutions). This information is extracted, transformed and loaded into those Data Warehouses by the mapping tools.

HL7 RIM was the standard selected to develop the common data model for the INTEGRATE platform. HL7 RIM (HL7, 2012) includes most common healthcare domains and serves as a general data model for healthcare administrative and clinical information. A relational database, based on HL7 RIM was therefore developed. Messages, documents and rules conforming to that model are also defined by HL7.

SPARQL was the query language selected to query the information loaded in the Data Warehouse. It is “de facto” standard, and W3C recommendation, for querying RDF in the semantic web. SPARQL also facilitates the federation of queries in different data sources. To obtain a SPARQL endpoint the D2R Server (Bizer C and Cyganiak R, 2006) has been applied to publish relational databases on the Semantic Web.

3.2 Core Dataset

Since the HL7 RIM data model does not specify the vocabulary to be used for semantic representation of concepts, a choice of domain ontology had to be made to act as a “lingua franca” and to facilitate extracting and exchanging information. We considered different candidates such as SNOMED CT, LOINC (McDonald CJ et al., 2003) or MedDRA (Brown EG et al., 1999). SNOMED CT (one of the largest medical ontology, developed, distributed and maintained by IHTSDO) was selected for the INTEGRATE platform. SNOMED CT also provides mechanisms for identifying post-

coordinated concepts and adding new concepts with extensions.

SNOMED CT consists of over 400.000 medical concepts, with about one million descriptions and more than one million relationships. Therefore, this large amount of information implies a great complexity to be managed. We used classifiers to infer implicitly stated knowledge from explicitly represented information, thereby eliminating inconsistencies, incongruities and all types of information not expected.

Among available classifiers, ELK has been selected to classify the CD, filtering required relationships to improve performance. SNOMED CT was firstly transformed into the Ontology Web Language (OWL) (McGuinness DL and Van Harmelen F, 2012). Once a classified version of SNOMED CT was obtained, it was necessary to use a semantic repository to store it. Sesame was selected in this case.

3.3 Query Expansion

To retrieve semantically uniform information from the CDM, a query expansion method has been proposed. The objective in this case is to exploit relationship information contained within the CD when querying the platform. A data flow of this process is showed in Figure 3.

The semantic interoperability layer receives a SPARQL query. If the original query does not need query expansion for any concept, then the query is sent directly to the CDM. If the query requires to be expanded, it is enriched with concepts from the CD and sent to the CDM. The CD Sesame repository receives the concept that may require expansion and includes the corresponding information in the original query. Queries are enriched from “is_a” tree structures as showed in Figure 5.

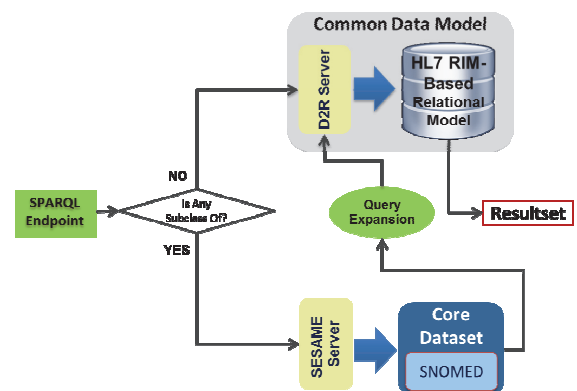


Figure 3: INTEGRATE query expansion method.

Sesame returns the subclass information of an Entity in terms of “is_a” relationships. Then, the Conjunctive Normal Form (CNF) from this concept is used to expand the original query as shown below.

CONCEPT = Entity **OR** Subclass₁₁ **OR** Subclass₁₂ **OR** ... **OR** Subclass_{nm}

In post-coordination cases, the original query considers concepts that have to be expanded and the relationship among them (represented by CDM structure). Similar to simple query expansion, the CD Sesame repository receives the concepts that may require expansion and includes the corresponding information in the original query from a tree structure such as Figure 8.

A CNF of the post-coordination concept is then built (as shown below) and sent to the CDM as previously explained. Thus,

(CONCEPT = Entity A **OR** SubclassA₁₁ **OR** SubclassA₁₂ **OR** ... **OR** SubclassA_{nm})
AND
(RELATIONSHIP = Entity B **OR** SubclassB₁₁ **OR** SubclassB₁₂ **OR** ... **OR** SubclassB_{1k})

Finally, the expanded query is sent to the D2R wrapper of the CDM and executed in the data warehouse.

4 RESULTS

A prototype of the semantic interoperability layer, implementing the query expansion method was developed using SOAP services and JAVA. Data constructed based on actual data from 50 patients from TOP (TOP, 2012) and NeoALTT0 (NeoALTT0, 2012) clinical trials, were loaded into the HL7 RIM-based common data model and used to test the INTEGRATE semantic interoperability layer. Queries were built to match eligibility criteria (EC) from those clinical trials.

The following eligibility criteria did not require query expansion:

- Inclusion criterion 2: Age of patient <= 70 years
- Inclusion criterion 3: Female patient
- Inclusion criterion 6: Patients with fixed samples from the primary tumor
- Inclusion criterion 8: Patients who signed the informed consent
- Inclusion criterion 10a: Patients with ANC>=1500 mm³

- Inclusion criterion 10b: Patients with GOT <= 1.5N
- Inclusion criterion 10c: Patients with GPT>=1.5N

These EC queries were built using SPARQL and directly executed on a D2R server that was mapped onto the INTEGRATE CDM.

The following eligibility criteria did require simple query expansion or post-coordination query expansion:

- Exclusion criterion 6: Patients with previous treatment with anthracyclines
- Exclusion criterion 1: Patients with metastatic breast cancer
- Inclusion criterion 1: Patients with Histologically-confirmed breast cancer

The first of these eligibility criteria required to retrieve information about patient with previous treatment with *Anthracyclines*. But it is unlikely that actual data contains any drug labeled as *Anthracyclines*, since it is a family of drugs. In our case, data contained subclasses of *Anthracyclines* such as *Daunorubicin*, *Epirubicin*, *Idarubicin*, etc. Instead, the query given to the semantic interoperability layer is showed in Figure 4.

```
SELECT DISTINCT ?id ?code
WHERE {
    ?instParti a hl7rim:participation;
              hl7rim:participation_entityId "f9b...9d1";
              hl7rim:participation_act ?instAct.
    ?instAct hl7rim:act_classCode "SBADM".
    OPTIONAL {
        ?instAct hl7rim:act_code ?code.
    }
    FILTER (?code = isAnySubclassOf(108787006))
}
```

Figure 4: Original SPARQL query on Anthracycline eligibility criterion.

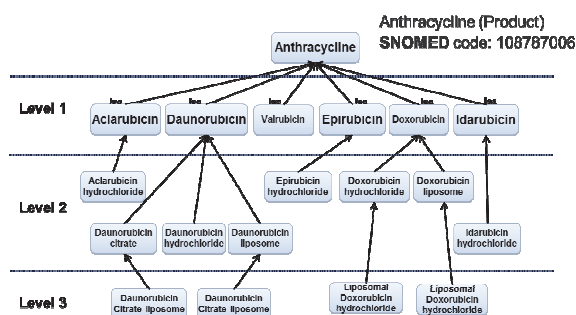


Figure 5: Anthracycline tree structure.

This SPARQL query, with a function called isAnySubclassOf, is sent to the semantic interoperability layer. This function triggers the query expansion method with the required concept.

Then, the CD retrieves the subclasses of Anthracycline treatment in SNOMED, obtaining the following tree structure (Figure 5).

A CNF is then built with the previous tree structure. This CNF replaces the function `isAnySubclassOf` in the given query, which is then sent to the CDM, as shown in Figure 6.

```
SELECT DISTINCT ?act_id WHERE {
  ?instPart a hl7rim:participation;
  hl7rim:participation_entityId ?id;
  hl7rim:participation_act ?instAct.
  ?instAct hl7rim:act_classCode "SBADM";
  hl7rim:act_code ?code;
  hl7rim:act_id ?act_id.
  FILTER (?code = isAnySubclassOf(108787004)).
  FILTER (?id = "a459bca6dc09c131a8a78bd4b2574653".)
}
```

... FILTER (?code = "108786002" || ?code = "108786002" || ?code = "116079002" || ?code = "326830005" || ?code = "349848009" || ?code = "35300007" || ?code = "68444001" || ?code = "326789003" || ?code = "326789006" || ?code = "326796008" || ?code = "326802005" || ?code = "326803000" -

Figure 6: Final (expanded) SPARQL query on Anthracyclines eligibility criterion.

Thereby, information about patients with any kind of anthracyclines treatment is retrieved from the CDM.

```
SELECT ?id ?classCode ?code ?target
WHERE {
  ?instPar a hl7rim:participation;
  hl7rim:participation_entityId "f9b...9d1";
  hl7rim:participation_act ?instAct.
  ?instAct hl7rim:act_observation ?instObs.
  ?instObs a hl7rim:observation;
  hl7rim:observation_classCode ?classCode;
  hl7rim:observation_code ?code;
  hl7rim:observation_targetSiteCode ?target.
  FILTER (?code = isAnySubclassOf(86049000)).
  FILTER (?target = isAnySubclassOf(76752008)).
}
```

Figure 7: Original SPARQL query on breast cancer (post-coordinated) eligibility criterion.

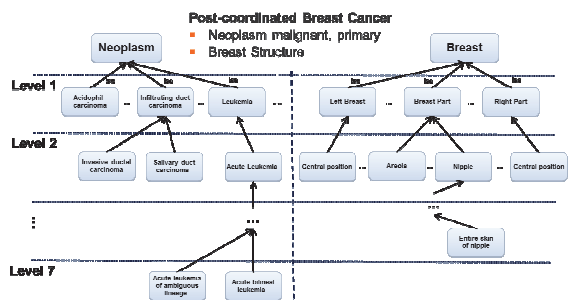


Figure 8: Breast Cancer tree structures.

Exclusion criterion number 1 and inclusion criterion number 1 consult information relates to the post-coordinated concept breast cancer. This term links the SNOMED CT concept of *Neoplasm* with its *target site*, in this case *Breast*. Figure 7 shows the

SPARQL query provided to the semantic interoperability layer, where the function `isAnySubclassOf` triggers the query expansion method with the SNOMED CT code for *Neoplasm* and the SNOMED CT code for the *target site Breast*.

```
SELECT ?id ?classCode ?code ?target
WHERE {
  ?instPar a hl7rim:participation;
  hl7rim:participation_entityId ?id;
  hl7rim:participation_act ?instAct.
  ?instAct hl7rim:act_observation ?instObs.
  ?instObs a hl7rim:observation;
  hl7rim:observation_classCode ?classCode;
  hl7rim:observation_code ?code;
  hl7rim:observation_targetSiteCode ?target.
  FILTER (?code = isAnySubclassOf(86049000)).
  FILTER (?target = isAnySubclassOf(76752008)).
}
```

... FILTER (?code = "86049000" || ?code = "35917007" || ?code = "47299001" || ?code = "684b3008" || ?code = "455881000" || ?code = "44769000" || ?code = "21008007" || ?code = "446578007" || ?code = "54443001" -

... FILTER (?target = "76752008" || ?target = "119184005" || ?target = "11319002" || ?target = "31448001" || ?target = "68037003" || ?target = "50597005" || ?target = "18113000" || ?target = "31532001" || ?target = "80248007" -

Figure 9: Final (expanded) SPARQL query on Breast Cancer (post-coordinated) eligibility.

As it can be seen in Figure 8 and Figure 9, the *Neoplasm* concept and its *target site Breast* are expanded by two tree structures. Both structures replaced the concepts of *Breast Cancer* in the original query, by any subclass of *Neoplasm* (x subclasses) and *Breast* (and subclasses). The expanded query was sent to the CDM, retrieving results of patients, and fulfilling the initial semantic capabilities required by a patient recruitment tool for clinical trials.

5 CONCLUSIONS

This paper has presented the semantic interoperability approach developed within the INTEGRATE project. The main challenge was to provide a homogenous and powerful solution to facilitate the collaboration among a complex set of tools required to manage post-genomic clinical trials on breast cancer.

After a comprehensive review of the literature in the area, we identified two main issues that have not been always addressed in previous efforts: (i) solve post-genomic clinical trial heterogeneities by (ii) exploiting semantic web technologies. Semantic web technologies have been extensively developed during the last years, together with data models and domain ontologies that required long periods of time to develop. Specific characteristics of the biomedical research nowadays require advanced methods to solve basic problems of interoperability. These interoperability issues are essential to enhance

patient care, by supporting integrative prospective analysis and predictive modeling over multi-centric datasets.

Patient data from multi-centric and international clinical trials have been used to test the proposed solution, suggesting the suitability of the proposed solution. Next steps of the project will be focused on: (i) testing performance for large amounts of patient data (cohort selection), (ii) a cache implementation to support large reasoning, (iii) formalization of post-coordination related reasoning and (iv) extension of such reasoning with new types of relationships for the query expansion method.

After a year and a half of the INTEGRATE joint effort, we have already undertaken essential issues to improve the management of post-genomic clinical trials. We have adapted and successfully applied semantic web technologies to the complex domain of biomedical research. The next steps aim to support a crucial challenge nowadays, enhancing the translation of -omic research to improve clinical practice in oncology patients.

ACKNOWLEDGEMENTS

The present work has been funded by the European Commission through the INTEGRATE project (FP7-ICT-2009-6-270253).

REFERENCES

- Antonioletti, M., Atkinson Malcolm, Baxter R., Borley A., Chue N. P., Collins B., Hardman N., et al., 2005. The Design and Implementation of Grid Database Services in OGSA-DAI. In *Concurrency and Computation: Practice and Experience*, Volume 17, Issue 2-4, Pages 357-376.
- Baader F., Lutz C and Suntisrivaraporn B., 2006. CEL – a polynomial.time reasoner for life science ontologies. In *Lectures Notes in Computer Science*, Volume 4130/2006, 287-291, DOI: 10.1007/11814771_25.
- Bizer C. and Cyganiak R., 2006. D2R Server – Publishing relational databases on the semantic web. In the 5th *International Semantic Web Conference (ISWC)*.
- Brochhausen M., Spear A. D., Cocos C., Weiler G., Martin L., Anguita A., Stenzhorn H., Daskalaki E., Schera F., Schwarz U., Sfakianakis S., Kiefer S., Dörr M., Graf N. and Tsinakis M., 2011. The ACGT Master Ontology and its applications--towards an ontology-driven cancer research and management system. In *J Biomed Inform*; 44(1): 8-25.
- Broekstra J, Kampman A and van Harmelen F. 2002. Sesame: An Architecture for Storing and Querying RDF and RDF Schema. In: *Proceedings of the First International Semantic Web Conference (ISWC2002)*. Number 2342 in Lecture Notes in Computer Science (LNCS), Springer-Verlag (2002) 54–68.
- Brown E. G., Wood L. and Wood S., 1999. The Medical Dictionary for Regulatory Activities (MedDRA). In *Drug Safety*, Volume 20, Number 2, 109-117.
- Erling O. and Mikhailov I., 2009. RDF support in the Virtuoso DBMS. In *Studies in Computational Intelligence*, Volume 221/2009, 7-24.
- Eschenbach A. von and Buetow K., 2006. Cancer Informatic Vision: caBIG. In *Cancer Informatics*, vol 2. Pages 22-24.
- Globus Toolkit from Globus Alliance. Available at: <http://www.globus.org/toolkit/> [16 July 2012]
- HL7, Reference Information Model. Available at: <http://www.hl7.org/implement/standards/rim.cfm> [16 July 2012]
- INTEGRATE Driving Excellence in Integrative Cancer Research. Available at: <http://www.fp7-integrate.eu/> [16 July 2012]
- Kazakov Y, Krötzsch M and Simancik F. 2011. Concurrent classification of EL ontologies. In *Lectures Notes in Computer Science*, Volume 7031/2011, 305-320.
- Kazakov Y, Krötzsch M. and Simancik F. 2012. ELK: a reasoner for OWL EL ontologies. In *Tech. rep.*
- Kiryakov A., Ognyanov D. and Manov D., 2005. OWLIM – A pragmatic semantic repository for OWL. In *Lectures Notes in Computer Science*, volume 3807/2005, 182-192.
- Lawley M. and Bousquet C., 2010. Fast Classification in Protege: Snorocket as an OWL2 EL Reasoner. In *Australasian Ontology Workshop*.
- Martin L., Anguita A., Graf N., Tsinakis M., Brochhausen M., Rüping S., Sfakianakis S, Senqstaq T., Buffa F. and Stenzhorn H., 2011. ACGT: advancing clinic-genomic trials on cancer – four years of experience. In *Stud Health Technol Inform*, 169:734-8.
- McDonald C. J., Huff S. M., Suico J. G., Hill G., Leavelle D., Aller R., Forrey A., Mercer K., DeMoor G., Hook J., Williams W., Case J. and Maloney P., 2003. LOINC, a universal standard for identifying laboratory observations: a 5-year update. In *Clinical Chemistry*, vol 49. No. 4, 624-633.
- McGuinness D. L. and Van Harmelen F., 2004. OWL Web Ontology Language Overview. W3C Recommendation, available at: <http://www.w3.org/TR/owl-features/> [16 July 2012]
- Murphy Shawn N, Weber G, Mendis M, Gainer V, Chueh HC, Churchill S and Kohane I. 2010. Serving the enterprise and beyond with informatics for integrating biology and the bedside (i2b2). In *J Am Med Inform Assoc* 2010; 17:124-130.
- Neo-ALTTO, Neo-Adjuvant Lapatinib and Trastuzumab Treatment Optimisation Trial. Available at: <http://www.alttotrials.com/neoaltto.php> [16 July, 2012]
- Parsia B. and Sirin E., 2004. Pellet: An OWL DL reasoner. In *ISWC 2004*, 2004. ISWC.
- Shearer R, Motik B and Horrocks I. 2008. HermiT: a

highly-efficient OWL reasoner. In *Proceedings of the 5th International Workshop on OWL: Experiences and Directions (OWLED 2008)*: 26-27.

SNOMED Clinical Terms Core Content. Available at: <http://www.ihtsdo.org/snomed-ct/> [16 July 2012]

Stang P. E., Ryan P. B., Racoosin J. A., Overhage J. M., Hartzema AG, Reich C, Welebob E., Scarnecchia T and Woodcock J., 2010. Advancing the science for active surveillance: rationale and design for the Observational Medical Outcomes Partnership. In *Ann Intern Med*. 2010 Nov 2;153(9):600-6.

Tsarkov D. and Horrocks I., 2003. Reasoner prototype: Implementing new reasoner with datatypes support. In *WonderWeb Project Deliverable*.

TOP, Jules Bordet Institute. Topoisomerase II Alpha Gene Amplification and Protein Overexpression Predicting Efficacy of Epirubicin (TOP). Available at: <http://clinicaltrials.gov/ct2/show/NCT00162812> [16 July, 2012]

