

# Extending the Hybridization of Metaheuristics with Data Mining to a Broader Domain

Marcos Guerine, Isabel Rosseti and Alexandre Plastino

*Institute of Computing, Federal Fluminense University, Niterói, 24210-240 Rio de Janeiro, Brazil*

**Keywords:** Hybrid Metaheuristic, Data Mining, GRASP, 1-PDTSP.

**Abstract:** The incorporation of data mining techniques into metaheuristics has been efficiently adopted to solve several optimization problems. Nevertheless, we observe in the literature that this hybridization has been limited to problems in which the solutions are characterized by sets of (unordered) elements. In this work, we develop a hybrid data mining metaheuristic to solve a problem for which solutions are defined by sequences of elements. This way, we extend the domain of combinatorial optimization problems which can benefit from the combination of data mining and metaheuristic. Computational experiments showed that the proposed approach improves the pure algorithm both in the average quality of the solution and in execution time.

## 1 INTRODUCTION

Over the last decades, strategies based on metaheuristics have been proposed to solve a large set of hard optimization problems, achieving sub-optimal solutions in an acceptable computational time. Each metaheuristic is supported by a different paradigm and offers mechanisms to escape from local optimal solutions (Gendreau and Potvin, 2010).

A trend in metaheuristic research is to combine components of classical metaheuristics, providing robust hybrid heuristics (Talbi, 2002). Moreover, concepts and processes from other research areas may also be used to improve metaheuristics. An example of this latter case is a hybrid version of the GRASP metaheuristic which incorporates a data mining (DM) process, called Data Mining GRASP (DM-GRASP for short) (Ribeiro et al., 2004).

GRASP (Feo and Resende, 1995), which stands for Greedy Randomized Adaptive Search Procedures, is an iterative metaheuristic that has been successfully applied to a large class of optimization problems (Festa and Resende, 2009a; Festa and Resende, 2009b). Each GRASP iteration is divided into two phases. First, a feasible solution is built into a construction phase. Then, in a second phase, its neighbourhood is explored by a local search procedure in order to find a better solution. The best solution found over all iterations is taken as result.

In its original form, GRASP has independent iterations that do not use information about solutions

from previous iterations. Because of this, GRASP is considered memoryless. In order to overcome this weakness, some ideas on keeping track of recurrent good sub-optimal solutions and fixing variables have been successfully investigated, e.g., adaptive memory (Fleurent and Glover, 1999), vocabulary building (Berger et al., 2000) and path relinking (Resende and Ribeiro, 2005).

Based on the hypothesis that patterns found in good quality solutions may be used to guide the exploration of the solution space, the hybrid DM-GRASP metaheuristic was proposed (Ribeiro et al., 2004; Ribeiro et al., 2006). Data mining refers to the automatic extraction of knowledge from datasets, expressed in terms of patterns or rules (Han and Kamber, 2011). Some techniques that extract these patterns or rules have been used to improve state-of-the-art metaheuristics for different optimization problems (Plastino et al., 2011; Santos et al., 2008).

The main idea of this hybridization is to mine a subset of elements that frequently occur in an elite set of high quality solutions and use these patterns to guide the search in the solution space. This approach was first introduced by (Ribeiro et al., 2004; Ribeiro et al., 2006), combining a frequent itemset mining technique with GRASP metaheuristic, and applying it to the set packing problem, achieving very promising results both in terms of solution quality and computational time. This framework was also evaluated in other problems, such as the maximum diversity problem (Santos et al., 2005), the efficient

server replication for reliable multicast problem (Santos et al., 2006b), the  $p$ -median problem (Plastino et al., 2009; Plastino et al., 2011) and recently to the 2-path network design problem (2PNDP) (Barbalho et al., 2013).

All these applications of DM-GRASP have a common property: their solutions are represented by subsets of elements, without setting any ordering. In the  $p$ -median problem, for example, the order of the chosen facilities does not change the solution. However, in some optimization problems the order is essential, which is the case of the one-commodity pickup-and-delivery travelling salesman problem (1-PDTSP).

In this work, we propose the incorporation of a data mining technique into an existing heuristic for the 1-PDTSP, based on both GRASP metaheuristic and the local improvement Variable Neighborhood Descent (VND), developed by (Hernández-Pérez et al., 2009). We intend to show, as the main contribution of this work, that the hybridization of metaheuristics with data mining is successfully applied not only to problems in which solutions are represented by a subset of elements, but also to problems in which solutions are represented by a sequence of elements, considering the order. Extensive computational analysis shows that the addition of a data mining module into the original heuristic outperforms the pure algorithm both in terms of the solution quality and computational efforts.

The remainder of this work is organized as follows: Section 2 presents the 1-PDTSP and some related work. In Section 3, the GRASP/VND heuristic proposed in (Hernández-Pérez et al., 2009) for the 1-PDTSP is revised. Section 4 describes how the hybrid data mining technique is adapted to consider the order of customers and how this technique is inserted into the original heuristic. In Section 5, computational results obtained by this strategy and the original GRASP/VND are compared. Finally, Section 6 provides the conclusions and some future work is pointed out.

## 2 THE OPTIMIZATION PROBLEM

Introduced by (Hernández-Pérez and Salazar-González, 2004a), the 1-PDTSP consists of a generalization of the well-known travelling salesman problem (TSP) by associating to each city (or customer) a demand of a given product. As in the TSP, each customer must be visited exactly once by a capacitated vehicle, minimizing the distance route for the vehicle and satisfying the customers'

requirements without violating vehicle capacity. The order of this path over the customers is important to both the quality and viability of the route. The exchanging of two or more clients in a path, for example, may affect all other clients and the entire solution might become infeasible.

When the vehicle capacity is extremely large, the 1-PDTSP coincides with the TSP and, hence, is  $\mathcal{NP}$ -Hard. Moreover, the verification of the existence of a feasible solution to a given instance is  $\mathcal{NP}$ -Complete. On the other hand, check if a given solution is feasible is a linear task (Hernández-Pérez, 2004).

(Hernández-Pérez and Salazar-González, 2004a) presented an integer linear programming formulation for the 1-PDTSP. Let  $G = (V, A)$  be a complete graph, where  $V = \{1, \dots, n\}$  is the vertex set and  $A = \{(i, j) : i, j \in V\}$  the arc set between all vertices. Each vertex  $i \in V$  is associated to an integer demand  $q_i$ , with  $q_i < 0$  for a delivery customer and  $q_i > 0$  for pickup customers. The travel distance  $c_{ij}$  from  $i$  to  $j$  is given for all pairs of locations. For each subset  $S \subset V$ , let  $\delta^+(S) = \{(i, j) \in A : i \in S, j \notin S\}$  and  $\delta^-(S) = \{(i, j) \in A : i \notin S, j \in S\}$  be, respectively, the set of arcs going out from and in to  $S$ .

Vehicle capacity is represented by  $Q$  and  $q_1$  is demand of the depot. The latter can be considered as a customer that receives or provides an amount of goods to ensure that equation  $q_1 = -\sum_{i=2}^n q_i$  is satisfied.

Equation 1 guarantees the overall flow conservation for 1-PDTSP solutions.

$$\sum_{\forall i \in V: q_i > 0} q_i + \sum_{\forall i \in V: q_i < 0} q_i = 0 \quad (1)$$

Let  $x_{ij}$  be a binary decision variable that indicates whether the arc  $(i, j)$  is ( $x_{ij} = 1$ ) or not ( $x_{ij} = 0$ ) in the solution and  $f_{ij}$  a continuous variable indicating the flow through arc  $(i, j) \in A$ . The mathematical formulation for 1-PDTSP is given below.

$$\min \sum_{(i,j) \in A} c_{ij} x_{ij} \quad (2)$$

subject to:

$$\sum_{(i,j) \in \delta^+(\{i\})} x_{ij} = 1, \quad \forall i \in V \quad (3)$$

$$\sum_{(i,j) \in \delta^-(\{i\})} x_{ij} = 1, \quad \forall i \in V \quad (4)$$

$$\sum_{(i,j) \in \delta^+(S)} x_{ij} \geq 1, \quad \forall S \subset V \quad (5)$$

$$\sum_{(i,j) \in \delta^+(\{i\})} f_{ij} - \sum_{(i,j) \in \delta^-(\{i\})} f_{ij} = q_i, \quad \forall i \in V \quad (6)$$

$$0 \leq f_{ij} \leq Qx_{ij}, \quad \forall (i,j) \in A \quad (7)$$

The objective function presented in Equation 2 aims at minimizing the total sum of costs (travel distance) in the solution. Constraints (3) and (4) ensure that each customer must be visited once. Equation (5) prohibits subcycles and disconnected routes by ensuring that for each client subset there will be at least one arc going out from it. Equation (6) guarantees that each customer is attended in relation to its demand by assuming that this value is exactly the difference between the flows going in and out from this customer. Finally, constraint (7) defines the domain of flow variables, ranging from zero to the capacity of the vehicle.

The 1-PDTSP has some real practical applications in the repositioning scenario (Hernández-Pérez and Salazar-González, 2004a). For example, this problem arises from a given store that needs to restock some of its products in its whole set of stores. Let's suppose that some stores have an amount of products left in stock while in other stores the same product is lacking. Then one could move products from the former store to the latter so that both are attended.

There are a few methods to solve the 1-PDTSP in the literature. (Hernández-Pérez and Salazar-González, 2004a) described an exact branch-and-cut algorithm to solve instances with up to 60 customers. The same authors proposed two heuristics (Hernández-Pérez and Salazar-González, 2004b) to deal with bigger instances. The first one consists of a local search to provide a primal upper bound to the previous branch-and-cut algorithm, and the second is the same branch-and-cut considering only a subset of variables, associated to promising edges, and hence reducing the search space.

A new version of the branch-and-cut method was developed later (Hernández-Pérez and Salazar-González, 2007) with a new set of restrictions for the problem, based on some valid inequalities of the capacitated vehicle routing problem. (Martinovic et al., 2008) presented a Simulated Annealing, modified and iterative, that uses a greedy randomized construction.

(Hernández-Pérez et al., 2009) proposed a hybrid heuristic based on GRASP and VND. The initial solution is built iteratively, selecting a new client over a restricted candidate list to be inserted at the end of the path. The single local search phase of the GRASP is replaced by a VND procedure that contains a modified version of 2-opt and 3-opt moves. In Section 3, we revise this approach in detail.

(Zhao et al., 2009) presented a Genetic Algorithm composed by a new constructive heuristic to generate the initial population and a local search procedure to speed up the convergence of the search. (Paes et al., 2010) proposed a multi-start algorithm based on GRASP (as constructive phase), ILS (as main method) and VND procedure with a random order of neighbourhoods (as local search).

Recently, (Mladenović et al., 2012) developed an algorithm based on the Variable Neighbourhood Search (VNS) that uses a new and efficient way to verify the viability of solutions. This check uses a binary indexed tree that stores specific data on the solutions to reduce the computational effort on the local search phase.

In the next section we review the hybrid GRASP/VND heuristic proposed by (Hernández-Pérez et al., 2009). This heuristic was chosen as the base of the proposed data mining hybrid strategy because it is a competitive heuristic for the 1-PDTSP and because the GRASP has been successfully combined with data mining procedures (Ribeiro et al., 2004; Ribeiro et al., 2006; Santos et al., 2005; Santos et al., 2006b; Barbalho et al., 2013).

### 3 GRASP/VND HEURISTIC FOR THE 1-PDTSP

The hybrid heuristic presented in (Hernández-Pérez et al., 2009) has the same structure of a classic GRASP metaheuristic, as shown in the Algorithm 1. This strategy consists of a main loop, where the termination criterion is the number of iterations. Each iteration of this loop has a construction phase (line 4) and a local search phase (line 5). At the end, after all iterations, a post-optimization phase is run, using another local search procedure (line 10) trying to improve the best overall solution found.

---

#### Algorithm 1: Hybrid GRASP/VND for 1-PDTSP.

---

```

1: GRASP/VND ( maxIter )
2:  $f(s^*) \leftarrow \infty$ ;
3: for iter = 1 until maxIter do
4:    $s \leftarrow \text{ConstructionGRASP}()$ ;
5:    $s \leftarrow \text{VND}_1(s)$ ;
6:   if  $s$  is feasible and  $f(s) < f(s^*)$  then
7:      $s^* \leftarrow s$ ;
8:   end if;
9: end for;
10:  $s^* \leftarrow \text{VND}_2(s^*)$ ;
11: return  $s^*$ ;
    
```

---

In the construction phase, one client is selected at random to be the depot. After that, clients are inserted iteratively at the end of the path as below. In each iteration, clients that can be feasibly inserted into the solution under construction are sorted by their distance to the last customer in the solution, and only the first  $l$  elements will be part of the restricted candidate list (RCL). If there is no client that can be feasibly added to the path, the RCL is built by the first  $l$  closest customers to the one at the end of the current solution. Finally, one client of the RCL is chosen at random and inserted at the end of the path. The construction ends when all clients are in the solution.

The local search phase, named  $VND_1$ , is based on the variable neighbourhood descent procedure (Mladenović and Hansen, 1997), which consists of applying multiple neighbourhood structures to a given solution in a predefined order, and whenever the current solution is improved, the procedure returns to the first neighbourhood structure. The  $VND_1$  is made by two classic moves, 2-opt and 3-opt, modified to accept infeasible solutions as a start point. These moves are applied in the following order. First, the 2-opt heuristic, which removes two non-adjacent edges and inserts them in another way to build a new route. And next, the 3-opt, which is almost the same as the previous one, but handling three edges.

After the end of the main loop, the post-optimization phase is performed with another VND procedure, named  $VND_2$ , which is applied to the best solution found so far. The  $VND_2$  consists of two other neighbourhood structures based on the Reinsertion move, also well-known for TSP. This move is divided into two smaller structures, applied in this order: first, the Reinsertion Forward, that removes a client and reinserts it in a position after its original position, and secondly, Reinsertion Backward, similar to the first one but the removed client is reinserted in a previous position.

In the next section, we present the proposed data mining hybrid heuristic for the 1-PDTSP, called DM-GRASP/VND, which is a hybrid version of the GRASP/VND metaheuristic presented in (Hernández-Pérez et al., 2009) with a data mining technique.

#### 4 THE HYBRID DATA MINING PROPOSAL: DM-GRASP/VND

The data mining area offers several techniques to extract patterns and rules from databases. Among them, Frequent Itemset Mining (FIM) techniques extracts subsets of items that appear frequently in a dataset

of transactions, where each transaction is a subset of elements from the application domain.

In this work, the dataset is a set of sub-optimal solutions, also called an elite set. Each transaction corresponds to a solution of the 1-PDTSP. The main idea is to use a FIM technique to mine patterns from the elite set and use them to guide the construction of new solutions.

The proposed hybrid DM-GRASP/VND heuristic is divided into two main phases. The first one is called the elite set generation phase and consists of executing  $n$  pure GRASP/VND iterations which generate a set of different solutions, storing the  $d$  best solutions in the elite set. For this reason, the elite set can be viewed as a long term memory added to the original GRASP/VND heuristic.

Having built the elite set, an intermediate step is executed to apply a FIM technique and obtain the patterns. At this point, it is important to remember that a solution of the 1-PDTSP is a sequence of elements and their order is important, which makes the use of a FIM technique not directly applicable. To allow the use of a FIM technique, we propose to transform the solutions of the elite set in a way that each solution is represented by a set of elements, but without losing its sequence.

For each pair of consecutive clients ( $i$  and  $j$ ) from a solution, an arc  $(i, j)$  is generated, mapping each solution to a set of arcs. After that, we can apply a FIM technique to mine patterns over the elite set, selecting the  $lp$  largest patterns. Each pattern mined consists of a group of arcs that appeared together in at least  $sup_{min}$  solutions of the elite set, a parameter known as minimum support. The quantity and size of the mined patterns may vary according to this parameter.

Inside a pattern, an arc  $(i, j)$  has an origin client  $i$  and a destination client  $j$ . Moreover, one can find that, in the same pattern, two or more arcs may be consecutive and can be easily connected to set up a bigger route segment, named path segment (PS). This way, each pattern is made of one or more PS.

The second phase of the DM-GRASP/VND proposed consists of executing other  $n$  iterations, replacing the original construction phase by an adapted construction which uses the patterns extracted in the first phase to build new solutions.

Algorithm 2 presents the adapted construction. In each construction, one pattern  $p$  from the  $lp$  patterns is selected in a round-robin way (line 2). After that, one PS from  $p$  is chosen,  $ps$  (line 3). In the first use of  $p$ , we chose the largest PS, in the second, the next largest one, and so on.

Once  $ps$  is chosen, the construction is guided as follows. We identify all the solutions from the elite set

---

**Algorithm 2:** Adapted construction using mined patterns.

---

```

1: AdaptedConstruction(listOfPatterns, ES)
2:  $p \leftarrow \text{SelectPattern}(\text{listOfPatterns});$ 
3:  $ps \leftarrow \text{SelectPS}(p);$ 
4:  $s_{cho} \leftarrow \text{SelectSolutionWithPS}(ps, ES);$ 
5:  $s \leftarrow \text{ExtractSubroute}(ps, s_{cho});$ 
6:  $s \leftarrow \text{ConstructionGRASP}(s);$ 
7: return  $s;$ 
    
```

---

that contains  $ps$  as a subroute and choose one at random,  $s_{cho}$  (line 4). The solution  $s$  to be built initially receives a part of  $s_{cho}$  which holds all clients from the depot until the end of  $ps$  on  $s_{cho}$  (line 5). From now on, a distinct route is built, inserting unvisited clients at the end of the solution, applying the same idea of the original constructive heuristic (line 6).

Algorithm 3 presents the hybrid heuristic with data mining. The main modification regarding Algorithm 1 is represented by lines 9, 11, and 13. It is possible to see that this algorithm consists of two loops that are almost identical to the main loop of Algorithm 1, using half the number of iterations in each one. The elite set is built in the first loop (line 9), the data mining process is called between those loops (line 11) and the new construction heuristic is performed in the second phase (line 13).

---

**Algorithm 3:** Hybrid heuristic with data mining.

---

```

1: DM-GRASP/VND (maxIter, supmin, d, lp)
2:  $f(s^*) \leftarrow \infty; ES \leftarrow \emptyset;$ 
3: for  $iter = 1$  until  $maxIter/2$  do
4:    $s \leftarrow \text{ConstructionGRASP}();$ 
5:    $s \leftarrow VND_1(s);$ 
6:   if  $s$  is feasible and  $f(s) < f(s^*)$  then
7:      $s^* \leftarrow s;$ 
8:   end if;
9:   UpdateEliteSet( $s, ES, d$ );
10: end for;
11:  $listOfPatterns \leftarrow \text{Mine}(ES, sup_{min}, lp);$ 
12: for  $iter = 1$  until  $maxIter/2$  do
13:    $s \leftarrow \text{AdaptedConstruction}(listOfPatterns, ES);$ 
14:    $s \leftarrow VND_1(s);$ 
15:   if  $s$  is feasible and  $f(s) < f(s^*)$  then
16:      $s^* \leftarrow s;$ 
17:   end if;
18: end for;
19:  $s^* \leftarrow VND_2(s^*);$ 
20: return  $s^*;$ 
    
```

---

In the next section we present the computational experiments conducted with both GRASP/VND and DM-GRASP/VND strategies.

## 5 COMPUTATIONAL RESULTS

In this section, the computational results obtained for GRASP/VND and the proposed DM-GRASP/VND are presented and compared. Since the GRASP/VND original implementation was not available, we had to develop it based on (Hernández-Pérez et al., 2009). Both heuristics were coded in C++, using the g++ version 4.6.3 compiler and all tests were carried out on a personal computer with Intel®Core™ i5 CPU 650 @ 3.20GHz with 4GB RAM and running Linux Fedora version 15. The parallel capability of the processor was not used.

In order to evaluate the algorithms, we used a set of instance problems for the 1-PDTSP provided by (Hernández-Pérez et al., 2009). This set contains a few randomly generated instances from 100 to 500 clients, using a vehicle capacity equal to 10. These instances are the biggest in terms of number of clients and the most difficult in terms of vehicle capacity. The maximum number of iterations ( $maxIter$ ), the elite set size ( $d$ ), the minimum support value ( $sup_{min}$ ) and the number of patterns selected ( $lp$ ) are, respectively, 200, 10, 20% and 10. Except for the number of the iterations, which was chosen according to the original parameter reported in (Hernández-Pérez et al., 2009), the others were defined based on the settings used in (Plastino et al., 2011).

The remainder of this section is organized thus: first, we compare the computational results obtained by both strategies and then check whether the differences of mean values reached by the evaluated algorithms are statistically significant. Finally, we present some additional analysis on the computational experiments to illustrate the behaviour of the DM-GRASP/VND after the mining step.

### 5.1 Comparing GRASP/VND and DM-GRASP/VND

In this section, we report the computational results obtained for the GRASP/VND and DM-GRASP/VND approaches, comparing the best solutions reached, the average cost solution values obtained, and the average running times required by each method. Both GRASP/VND and DM-GRASP/VND were run 10 times with a different random seed in each run.

In Table 1, the results related to the quality of the solutions obtained are shown. The first column shows the instance identifier. The second and fifth columns have the best cost values obtained by the original and the DM-GRASP/VND approaches, respectively. The third and seventh columns present the average cost values obtained by them. The fourth and ninth

Table 1: Computational results for GRASP/VND and DM-GRASP/VND.

Instances	GRASP/VND			DM-GRASP/VND					
	Best Solution	Average Solution	Average Time (s)	Best Solution	Diff % Best	Average Solution	Diff % Average	Average Time (s)	Diff % Time
n100q10A	12369	12514.4	4.01	<b>11915</b>	-3.67	<b>12375.5</b>	-1.11	<b>2.97</b>	-25.98
n100q10B	13668	13885.7	3.86	<b>13596</b>	-0.53	<b>13823.1</b>	-0.45	<b>2.77</b>	-28.07
n100q10C	14619	14810.8	4.01	<b>14310</b>	-2.11	<b>14603.0</b>	-1.40	<b>2.85</b>	-28.92
n100q10D	14806	14993.4	4.15	<b>14666</b>	-0.95	<b>14772.7</b>	-1.47	<b>3.12</b>	-24.76
n100q10E	12594	12819.7	3.94	<b>12018</b>	-4.57	<b>12587.1</b>	-1.81	<b>2.63</b>	-33.27
n100q10F	12082	12297.2	3.57	<b>11891</b>	-1.58	<b>12125.1</b>	-1.40	<b>2.67</b>	-25.24
n100q10G	12344	12623.4	3.84	<b>12176</b>	-1.36	<b>12481.5</b>	-1.12	<b>2.71</b>	-29.56
n100q10H	13405	13590.7	3.72	<b>13362</b>	-0.32	<b>13459.8</b>	-0.96	<b>2.68</b>	-27.93
n100q10I	<b>14512</b>	14715.9	3.74	14514	0.01	<b>14698.0</b>	-0.12	<b>2.60</b>	-30.58
n100q10J	<b>13700</b>	13992.0	4.00	13713	0.09	<b>13905.9</b>	-0.62	<b>2.99</b>	-25.28
Group Average					-1.50		-1.05		-27.96
n200q10A	18707	19053.1	34.34	<b>18319</b>	-2.07	<b>18725.7</b>	-1.72	<b>24.00</b>	-30.10
n200q10B	19046	19406.7	33.27	<b>18689</b>	-1.87	<b>19273.4</b>	-0.69	<b>21.90</b>	-34.18
n200q10C	17445	17740.2	37.19	<b>17430</b>	-0.09	<b>17630.7</b>	-0.62	<b>27.45</b>	-26.17
n200q10D	22428	22772.4	33.65	<b>22047</b>	-1.70	<b>22524.4</b>	-1.09	<b>22.69</b>	-32.58
n200q10E	20409	20738.2	36.77	<b>20323</b>	-0.42	<b>20639.7</b>	-0.47	<b>24.63</b>	-33.02
n200q10F	22483	22709.4	37.10	<b>22295</b>	-0.84	<b>22615.9</b>	-0.41	<b>27.22</b>	-26.63
n200q10G	18585	18855.3	34.72	<b>18147</b>	-2.36	<b>18735.5</b>	-0.64	<b>21.81</b>	-37.16
n200q10H	22165	22588.2	39.85	<b>21907</b>	-1.16	<b>22348.4</b>	-1.06	<b>26.65</b>	-33.12
n200q10I	19533	19859.3	34.22	<b>19362</b>	-0.88	<b>19504.1</b>	-1.79	<b>22.76</b>	-33.47
n200q10J	20179	20471.6	32.80	<b>20011</b>	-0.83	<b>20244.1</b>	-1.11	<b>23.15</b>	-29.42
Group Average					-1.22		-0.96		-31.59
n300q10A	24942	25148.1	136.01	<b>24392</b>	-2.21	<b>24738.4</b>	-1.63	<b>92.17</b>	-32.23
n300q10B	24413	24802.3	133.15	<b>24347</b>	-0.27	<b>24595.0</b>	-0.84	<b>89.63</b>	-32.68
n300q10C	23212	23418.2	142.24	<b>22838</b>	-1.61	<b>23170.2</b>	-1.06	<b>92.90</b>	-34.69
n300q10D	27080	27614.3	147.46	<b>26325</b>	-2.79	<b>27113.1</b>	-1.82	<b>99.18</b>	-32.74
n300q10E	28643	28914.2	147.16	<b>27980</b>	-2.31	<b>28425.1</b>	-1.69	<b>99.90</b>	-32.11
n300q10F	25843	26213.9	143.07	<b>25592</b>	-0.97	<b>25895.3</b>	-1.22	<b>108.49</b>	-24.17
n300q10G	25631	25814.5	144.66	<b>25105</b>	-2.05	<b>25413.8</b>	-1.55	<b>108.70</b>	-24.86
n300q10H	23590	23795.3	138.41	<b>23143</b>	-1.89	<b>23512.1</b>	-1.19	<b>93.02</b>	-32.79
n300q10I	26018	26358.4	136.85	<b>25444</b>	-2.21	<b>25965.2</b>	-1.49	<b>94.40</b>	-31.02
n300q10J	24050	24466.0	140.90	<b>23806</b>	-1.01	<b>24139.1</b>	-1.34	<b>98.85</b>	-29.84
Group Average					-1.73		-1.38		-30.71
n400q10A	33087	33266.8	393.04	<b>32170</b>	-2.77	<b>32620.1</b>	-1.94	<b>282.19</b>	-28.20
n400q10B	26677	26797.2	347.47	<b>26107</b>	-2.14	<b>26395.1</b>	-1.50	<b>246.68</b>	-29.01
n400q10C	30394	30682.2	399.14	<b>29838</b>	-1.83	<b>30235.7</b>	-1.46	<b>269.07</b>	-32.59
n400q10D	25814	26267.5	400.79	<b>25291</b>	-2.03	<b>25750.1</b>	-1.97	<b>264.62</b>	-33.98
n400q10E	26795	27313.9	355.53	<b>26393</b>	-1.50	<b>26824.5</b>	-1.79	<b>260.04</b>	-26.86
n400q10F	<b>28107</b>	28910.0	361.85	28188	0.29	<b>28539.2</b>	-1.28	<b>256.23</b>	-29.19
n400q10G	25697	26220.6	398.57	<b>25113</b>	-2.27	<b>25492.7</b>	-2.78	<b>279.50</b>	-29.88
n400q10H	27158	27773.1	393.40	<b>26813</b>	-1.27	<b>27238.1</b>	-1.93	<b>278.53</b>	-29.20
n400q10I	<b>30115</b>	30898.7	387.77	30208	0.31	<b>30549.5</b>	-1.13	<b>263.87</b>	-31.95
n400q10J	27655	28059.0	383.00	<b>26921</b>	-2.65	<b>27536.1</b>	-1.86	<b>268.10</b>	-30.00
Group Average					-1.59		-1.76		-30.08
n500q10A	29874	30661.4	825.94	<b>29558</b>	-1.06	<b>30246.4</b>	-1.35	<b>579.69</b>	-29.82
n500q10B	28559	29042.9	846.08	<b>28253</b>	-1.07	<b>28583.9</b>	-1.58	<b>573.82</b>	-32.18
n500q10C	32360	33162.5	867.24	<b>32065</b>	-0.91	<b>32569.1</b>	-1.79	<b>577.93</b>	-33.36
n500q10D	32750	33074.3	863.71	<b>32117</b>	-1.93	<b>32484.5</b>	-1.78	<b>593.99</b>	-31.23
n500q10E	32298	32667.1	881.04	<b>31704</b>	-1.84	<b>32263.6</b>	-1.24	<b>598.28</b>	-32.09
n500q10F	30856	31354.6	813.26	<b>30432</b>	-1.37	<b>30991.2</b>	-1.16	<b>511.36</b>	-37.12
n500q10G	28879	29123.4	885.22	<b>28357</b>	-1.81	<b>28642.5</b>	-1.65	<b>597.69</b>	-32.48
n500q10H	38579	39023.5	849.81	<b>37926</b>	-1.69	<b>38350.5</b>	-1.72	<b>596.57</b>	-29.80
n500q10I	32718	33217.7	858.72	<b>32330</b>	-1.19	<b>32624.5</b>	-1.79	<b>547.15</b>	-36.28
n500q10J	<b>32407</b>	33131.7	873.12	32530	0.38	<b>32720.7</b>	-1.24	<b>576.76</b>	-33.94
Group Average					-1.25		-1.53		-32.83
Overall Average					<b>-1.46</b>		<b>-1.34</b>		<b>-30.63</b>

columns show the average execution time (in seconds) for the GRASP/VND and DM-GRASP/VND. The sixth, eighth and tenth columns report the percentual difference (Diff %) of the DM-GRASP/VND over the GRASP/VND for each criteria, as evaluated by Equation 8.

$$Diff\% = \frac{DM-GRASP/VND - GRASP/VND}{GRASP/VND} \quad (8)$$

The intermediate rows show the partial averages of the percentual differences for each group of the same size instances and the last row of the table presents the overall average of the percentual differences. The smallest values considering the best solution, the average solution and the average time, i.e., the best results among them, are bold-faced.

These results show that the proposed DM-GRASP/VND method produced better solutions in less computational time for almost all instances. Only in five out of 50 instances, the DM-GRASP/VND did not outperform GRASP/VND in terms of best solution found, giving an overall percentual difference of 1.46%, and being on average 30.63% faster than the original method. In terms of average quality of the solution, the average percentual difference between these heuristics was of 1.34%.

There are two main reasons for the faster behaviour of DM-GRASP/VND. First, the adapted construction is faster than the original one because it uses a subroute of an existing high-quality solution. Secondly, the quality of the solutions constructed after the data mining process is usually better than that of the original construction and, therefore, makes the local search effort considerably smaller.

## 5.2 Analysis of Statistical Significance

In order to verify whether or not the differences of mean values obtained by the evaluated strategies shown in Table 1 are statistically significant, we employed the Non-parametric Friedman test technique (Siegel and Castellan Jr, 1988), with a  $p$ -value equal to 0.05. This test is usually applied to compare algorithms with some random features and identify if the difference in performance between them is due to random causes.

Table 2 shows the number of better average solutions found by each strategy, for each group of the same size instances. The number of cases where  $p$ -value is less than 0.05 is shown in brackets. When comparing DM-GRASP/VND with GRASP/VND, we see that the DM-GRASP/VND obtained the best result for all the instances and, in almost all cases, the

difference is statistically significant. These results indicate the superiority of the proposed strategy.

Table 2: Analysis of statistical significance.

Algorithm	Instance Group				
	n100	n200	n300	n400	n500
GRASP/VND	0 (0)	0 (0)	0 (0)	0 (0)	0 (0)
DM-GRASP/VND	10(6)	10(4)	10(7)	10(9)	10(8)

The Wilcoxon-Mann-Whitney non-parametric test was also applied to check if the DM-GRASP/VND method could find better solutions than the original approach. According to (Siegel and Castellan Jr, 1988), this statistical test is commonly used when two independent samples are analysed and whenever it is necessary to have a statistical test to reject the null hypothesis (i.e., there are no significant differences between these two samples), with a significance level of  $\alpha$  (i.e., it is possible to reject the null hypothesis with the probability of  $(1 - \alpha) \times 100\%$ ). Two hypotheses were used in this test:

- null hypothesis (H0): there are no significant differences between the solutions found by DM-GRASP/VND and the original method; and
- alternative hypothesis (H1): there are significant differences between the solutions found by DM-GRASP/VND and the original algorithm.

Considering the results shown in Table 1, using the R package (The R Project for Statistical Computing, 2013), it is possible to reject H0 with  $\alpha = 2.2 \times 10^{-16}$ . Thus, with a probability greater than 99%, we can conclude that there are significant differences between the solutions found by DM-GRASP/VND and GRASP/VND heuristics.

## 5.3 Complementary Analysis

Figures 1 and 2 illustrate the behaviour of the construction and local search phases, for both GRASP/VND and DM-GRASP/VND, in terms of the solution cost values obtained, along the execution of 1000 iterations for the n500q10G instance with a specific random seed. We could see that, as the 1-PDTSP is a minimization problem, the local search reduces the cost of the solution obtained by the construction phase.

In Figure 1, we notice that the GRASP/VND heuristic behaves similarly throughout the iterations. Furthermore, we could also see that the GRASP/VND and the DM-GRASP/VND (see Figure 2) has exactly the same behaviour until the 500th iteration, where the data mining procedure is executed. From this

point on, the quality of the solutions obtained by DM-GRASP/VND, both in construction and local search procedures, is improved.

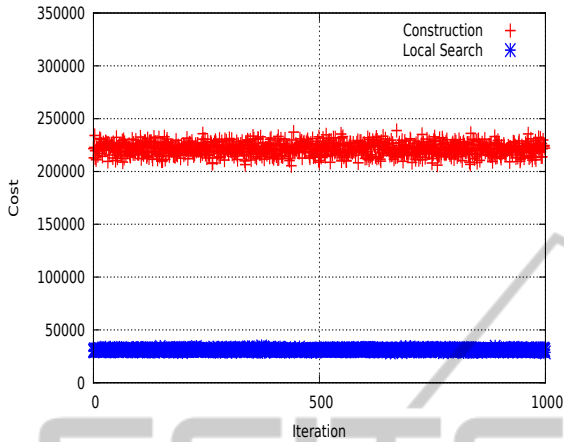


Figure 1: Cost X iteration plot of GRASP/VND for instance n500q10G.

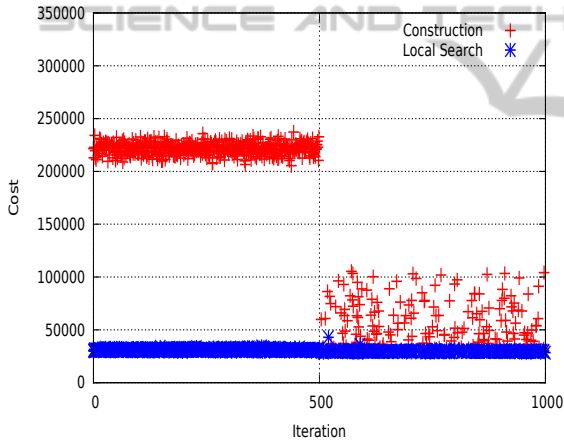


Figure 2: Cost X iteration plot of DM-GRASP/VND for instance n500q10G.

Towards making visible the improvement of the local search phase after the data mining call, we expanded Figures 1 and 2, as shown in Figures 3 and 4. In them, each algorithm presents the cost of solution obtained along 1000 iterations, but we reduce the gap in the cost axis for the values from 27000 to 33000. By looking at Figure 3, we can see that the GRASP/VND heuristic has found only a few solutions with cost less than 29000 throughout the iterations. However, the DM-GRASP/VND approach, after the 500th iteration, reached several solutions with cost less than 29000 (see Figure 4). We can also notice that the DM-GRASP/VND strategy constructs initial solutions, which are based on the adapted construction method, as good as those already explored by the local search phase.

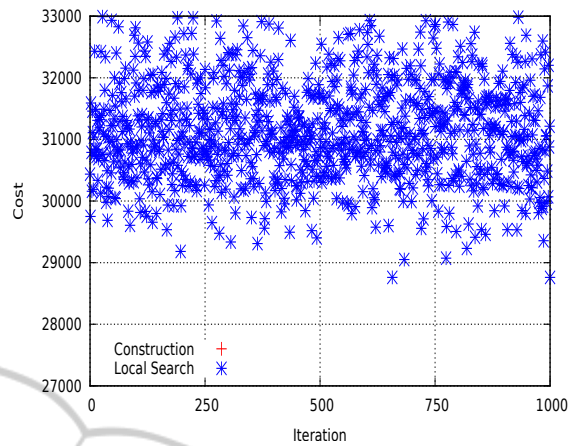


Figure 3: Cost X iteration enlarged plot of GRASP/VND for instance n500q10G.

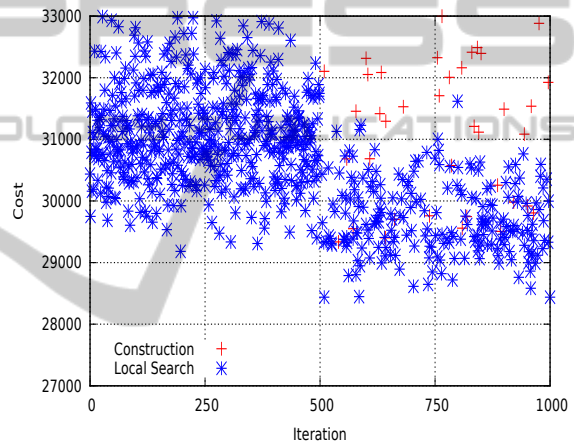


Figure 4: Cost X iteration enlarged plot of DM-GRASP/VND for instance n500q10G.

An additional experiment was run to evaluate the time required for GRASP/VND and DM-GRASP/VND to achieve a solution as good as a target solution value. Each strategy was run 100 times (with different random seeds) until a target solution cost value was reached for a specific instance. The instance n500q10G was used, with the target value equal to 29123. For each seed, the time (in seconds) in which the target was reached is plotted, as shown in Figure 5. We see that in almost all executions the DM-GRASP/VND reached the target before the GRASP/VND.

Figure 6 presents another comparison between these algorithms, based on the time-to-target plots (TTT-plots) (Aiex et al., 2007), which are used to analyse the behaviour of algorithms with some random components. These plots show the cumulative probability, vertical axis, for an algorithm to reach a prefixed target solution in the indicated running time,



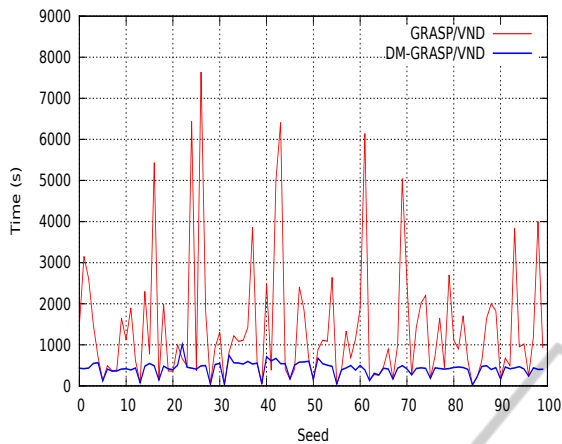


Figure 5: Analysis of convergence with a target for instance n500q10G.

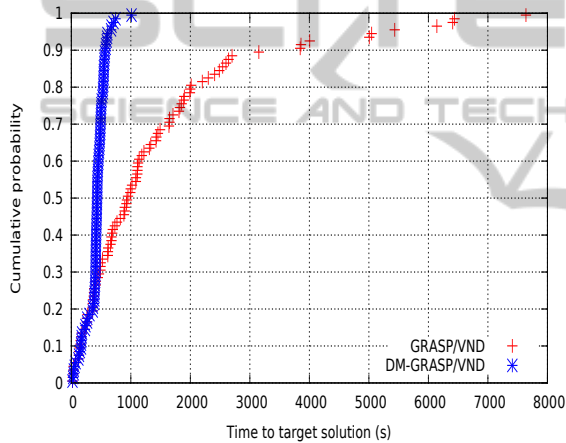


Figure 6: Time-to-target plot for a target for instance n500q10G.

as defined by the horizontal axis.

In the TTT-plots experiment, we sorted out the execution times required for each algorithm to reach a solution at least as good as a target solution (these times were already shown in Figure 5). Then, the  $i$ -th sorted running time,  $t_i$ , is associated with a probability  $p_i = (i - 0.5)/100$  and points  $z_i = (t_i, p_i)$  are plotted. We see that the proposed strategy outperforms the pure GRASP/VND. The cumulative probability for DM-GRASP/VND to find, for example, the prefixed target in 1000 seconds is almost 100% while the same probability for the pure GRASP/VND is of about 55%.

Figures 7 and 8 illustrate the running time spent by the construction and the local search phases of both algorithms evaluated for the n500q10G instance. While the computational time required by the GRASP/VND for both construction and local search

phases is the same throughout the iterations (see Figure 7), the hybrid DM-GRASP/VND method managed a significant time reduction after the 500th iteration, when the data mining call occurs. This time reduction, seen in Figure 8, for both construction and local search phases, corroborates the fact that the adapted construction is faster than the original construction. It also shows that the local search benefits from the patterns making the DM-GRASP/VND strategy converge faster.

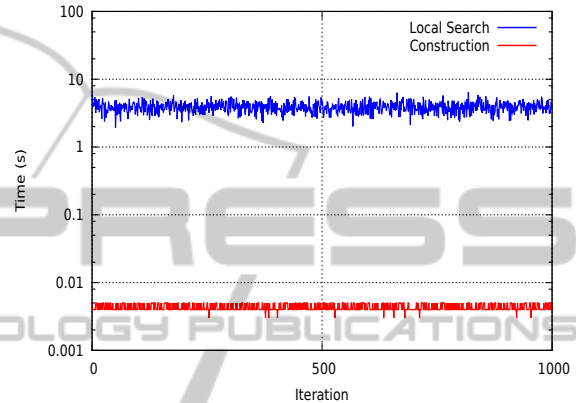


Figure 7: Time X iteration plot of one execution of GRASP/VND for instance n500q10G.

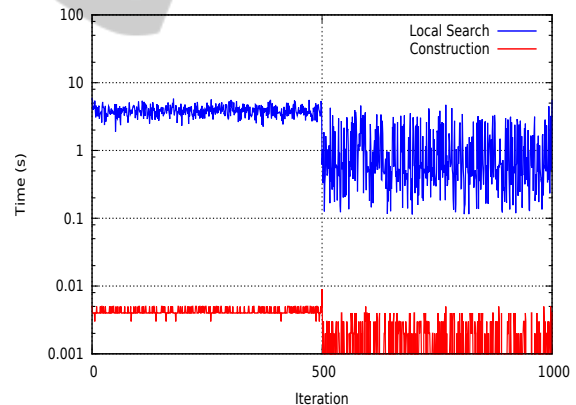


Figure 8: Time X iteration plot of one execution of DM-GRASP/VND for instance n500q10G.

In Figure 9, we analyze the impact of fixing clients in the adapted construction, which depends on how far from the depot a pattern is fixed, i.e., patterns far from the depot fix more clients in the adapted construction, while patterns closer to the depot fix less clients. This figure indicates that the larger the amount of clients fixed, the smaller the cost of the solution is.

In the last experiment, each strategy was run with 100, 200, 400, 600, 800, 1000, 1200, 1600, and 2000 iterations, evaluating the best solution, average qual-

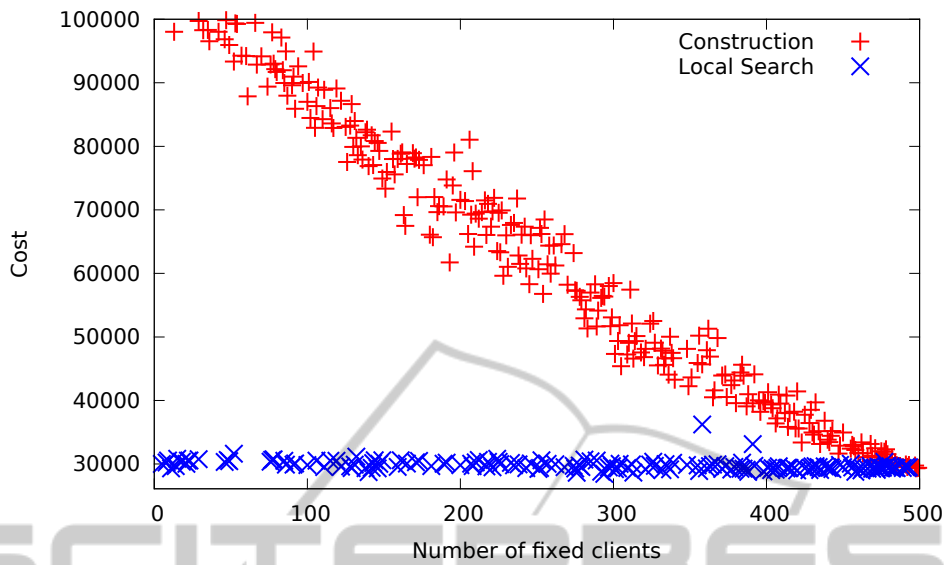


Figure 9: Solution cost with different number of fixed clients in the construction phase for instance n500q10G.

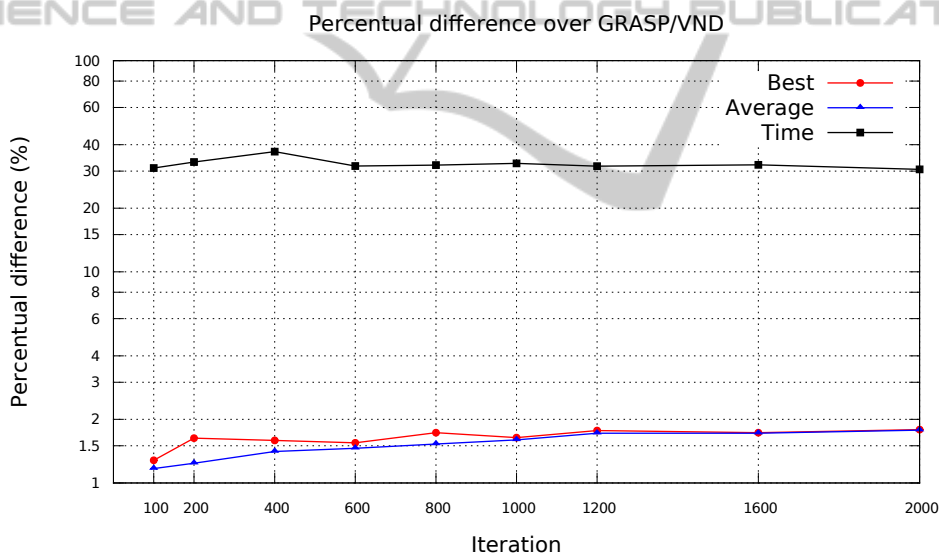


Figure 10: Varying number of iterations.

ity of the solution and computing time for execution. Figure 10 shows the percentual difference of DM-GRASP/VND over GRASP/VND for each of the criteria. We see that the percentual difference for best solution and average quality of solution rose as more iterations were performed, stabilizing apparently only after 1200 iterations. As regards execution time, the percentual difference varies slightly, though always remaining above 30%.

## 6 CONCLUSIONS

The hybridization of GRASP heuristics with data mining techniques has been successfully applied to different combinatorial optimization problems. Until now, all the problems explored had in common the fact that their solutions were characterized by a set of elements. We showed, as the main contribution of this work, that this hybridization can also be applied to problems in which solutions are represented by a sequence of elements.

In this work we developed a hybrid data mining

heuristic for the 1-PDTSP (called DM-GRASP/VND) by incorporating a frequent itemset mining technique into a GRASP/VND existing algorithm, as presented in (Hernández-Pérez et al., 2009). The experimental results showed that the DM-GRASP/VND method outperformed the GRASP/VND strategy as the former was able to obtain better solutions in less computational time.

As future work, the goal is to implement a multi-mining version of the DM-GRASP/VND, running the data mining procedure more than once. This idea, successfully applied in other hybrid data mining strategies (Barbalho et al., 2013; Plastino et al., 2013), consists of executing the data mining method whenever the elite set becomes stable.

## ACKNOWLEDGEMENTS

The authors would like to thank CNPq and CAPES for the partial support of this research work.

## REFERENCES

- Agrawal, R. and Srikant, R. (1994). Fast algorithms for mining association rules. In *Proceedings of 20<sup>th</sup> International Conference on VLDB*, pages 487–499.
- Aiex, R. M., Resende, M. G. C., and Ribeiro, C. C. (2007). Ttt plots: A perl program to create time-to-target plots. *Optimization Letters*, 1:355–366.
- Barbalho, H., Rosseti, I., Martins, S. L., and Plastino, A. (2013). A hybrid data mining GRASP with path-relinking. *Computers & Operations Research*, 40:3159–3173.
- Berger, D., Gendron, B., Potvin, J.-Y., Raghavan, S., and Soriano, P. (2000). Tabu search for a network loading problem with multiple facilities. *Journal of Heuristics*, 6:253–267.
- Feo, T. A. and Resende, M. G. C. (1995). Greedy randomized adaptive search procedures. *Journal of Global Optimization*, 6:109–133.
- Festa, P. and Resende, M. G. C. (2009a). An annotated bibliography of GRASP part I: Algorithms. *International Transactions in Operational Research*, 16:1–24.
- Festa, P. and Resende, M. G. C. (2009b). An annotated bibliography of GRASP part II: Applications. *International Transactions in Operational Research*, 16:131–172.
- Fleurent, C. and Glover, F. (1999). Improved constructive multistart strategies for the quadratic assignment problem using adaptive memory. *INFORMS Journal on Computing*, 11:198–204.
- Gendreau, M. and Potvin, J.-Y. (2010). *Handbook of Metaheuristics*, volume 146 of *International Series in Operations Research & Management Science*. Springer, 2nd edition.
- Goethals, B. and Zaki, M. J. (2003). Advances in frequent itemset mining implementations: Introduction to FIMI03. In Goethals, B. and Zaki, M. J., editors, *Frequent Itemset Mining Implementations (FIMI'03), Proceedings of the ICDM 2003 Workshop on Frequent Itemset Mining Implementations*. Melbourne, Florida, USA. Available in <http://CEUR-WS.org/Vol-90>.
- Han, J. and Kamber, M. (2011). *Data Mining: Concepts and Techniques*. Morgan Kaufmann Publishers, 3rd edition.
- Han, J., Pei, J., and Yin, Y. (2000). Mining frequent patterns without candidate generation. *SIGMOD Record*, 29:1–12.
- Hernández-Pérez (2004). *Travelling salesman problems with pickups and deliveries*. PhD thesis, University of La Laguna, Spain.
- Hernández-Pérez, H. and Salazar-González, J. (2004a). A branch-and-cut algorithm for a traveling salesman problem with pickup and delivery. *Discrete Applied Mathematics*, 145:453–459.
- Hernández-Pérez, H. and Salazar-González, J. (2004b). Heuristics for the one commodity pickup-and-delivery traveling salesman problem. *Transportation Science*, 38:245–255.
- Hernández-Pérez, H. and Salazar-González, J. (2007). The one-commodity pickup-and-delivery traveling salesman problem: Inequalities and algorithms. *Networks*, 50:258–272.
- Hernández-Pérez, H., Salazar-González, J., and Rodríguez-Martín, I. (2009). A hybrid GRASP/VND heuristic for the one-commodity pickup-and-delivery traveling salesman problem. *Computers & Operations Research*, 36:1639–1645.
- Martinovic, G., Aleksi, I., and Baumgartner, A. (2008). Single-Commodity Vehicle Routing Problem with Pickup and Delivery Service. *Mathematical Problems in Engineering*, pages 1–18.
- Mladenović, N. and Hansen, P. (1997). Variable neighborhood search. *Computers & Operations Research*, 24:1097–1100.
- Mladenović, N., Urošević, D., Hanafi, S., and Ilić, A. (2012). A general variable neighborhood search for the one-commodity pickup-and-delivery travelling salesman problem. *European Journal of Operational Research*, 220:270–285.
- Paes, B. C., Subramanian, A., and Ochi, L. S. (2010). Uma heurística híbrida para o problema do caixeiro viajante com coleta e entrega envolvendo um único tipo de produto. In *Anais do XLII Simpósio Brasileiro de Pesquisa Operacional*, pages 1513–1524. (In Portuguese).
- Plastino, A., Barbalho, H., Santos, L., Fuchshuber, R., and Martins, S. (2013). Adaptive and multi-mining versions of the DM-GRASP hybrid metaheuristic. *Journal of Heuristics*, pages 1–36.
- Plastino, A., Fonseca, E. R., Fuchshuber, R., Martins, S. L., Freitas, A. A., Luis, M., and Salhi, S. (2009). A hybrid data mining metaheuristic for the p-median problem. In *Proceedings of the SIAM International Conference on Data Mining*, pages 305–316.

- Plastino, A., Fuchshuber, R., Martins, S. L., Freitas, A. A., and Salhi, S. (2011). A hybrid data mining metaheuristic for the p-median problem. *Statistical Analysis and Data Mining*, 4:313–335.
- Resende, M. G. C. and Ribeiro, C. C. (2005). GRASP with path-relinking: Recent advances and applications. In Ibaraki, T., Nonobe, K., and Yagiura, M., editors, *Metaheuristics: Progress as Real Problem Solvers*, volume 32 of *Operations Research/Computer Science Interfaces Series*, pages 29–63. Springer.
- Ribeiro, M. H., Plastino, A., and Martins, S. L. (2006). Hybridization of GRASP metaheuristic with data mining techniques. *Journal of Mathematical Modelling Algorithms*, 5:23–41.
- Ribeiro, M. H., Trindade, V. F., Plastino, A., and Martins, S. L. (2004). Hybridization of GRASP metaheuristics with data mining techniques. In *Proceedings of the ECAI workshop on hybrid metaheuristics*, pages 69–78.
- Santos, H. G., Ochi, L. S., Marinho, E. H., and Drummond, L. M. A. (2006a). Combining an evolutionary algorithm with data mining to solve a single-vehicle routing problem. *Neurocomputing*, 70:70–77.
- Santos, L. F., Martins, S. L., and Plastino, A. (2008). Applications of the DM-GRASP heuristic: a survey. *International Transactions in Operational Research*, 15:387–416.
- Santos, L. F., Milagres, R., Albuquerque, C. V., Martins, S. L., and Plastino, A. (2006b). A hybrid GRASP with data mining for efficient server replication for reliable multicast. In *Proceedings of the IEEE GLOBECOM conference*, pages 1–6.
- Santos, L. F., Ribeiro, M. H., Plastino, A., and Martins, S. L. (2005). A hybrid GRASP with data mining for the maximum diversity problem. In *Proceedings of the International Workshop on Hybrid Metaheuristics*, volume 3636 of *Lecture Notes in Computer Science*, pages 116–127, Barcelona, Spain.
- Siegel, S. and Castellan Jr, N. J. (1988). *Nonparametric Statistics for the Behavioral Sciences*. McGraw-Hill, 2nd edition.
- Talbi, E.-G. (2002). A taxonomy of hybrid metaheuristics. *Journal of Heuristics*, 8:541–564.
- The R Project for Statistical Computing (2013). <http://www.r-project.org/>, last visit in 10/18/2013.
- Zhao, F., Li, S., Sun, J., and Mei, D. (2009). Genetic algorithm for the one-commodity pickup-and-delivery traveling salesman problem. *Computers & Industrial Engineering*, 56:1642–1648.