

Preservation of Non-uniform Memory Architecture Characteristics when Going from a Nested OpenMP to a Hybrid MPI/OpenMP Approach

M. Ali Rostami and H. Martin Bückner

Institute of Mathematics and Computer Science, Friedrich-Schiller-University Jena, Ernst-Abbe-Platz 2, Jena, Germany

Keywords: Parallel Programming, Shared Memory, Distributed Memory, Hybrid Parallel Programming, SHEMAT-suite.

Abstract: While the noticeable shift from serial to parallel programming in simulation technologies progresses, it is increasingly important to better understand the interplay of different parallel programming paradigms. We discuss some corresponding issues in the context of transforming a shared-memory parallel program that involves two nested levels of parallelism into a hybrid parallel program. Here, hybrid programming refers to a combination of shared and distributed memory. In particular, we focus on performance aspects arising from shared-memory parallel programming where the time to access a memory location varies with the threads. Rather than analyzing these issues in general, the focus of this position paper is on a particular case study from geothermal reservoir engineering.

1 INTRODUCTION

With the ongoing transition from serial to parallel computing the field of simulation and modeling is increasingly faced with the challenge of using, developing, and maintaining parallel software. Under certain circumstances, it can take significant effort to move from serial to parallel processing. Moreover, parallel computing turns out to be extremely difficult if a high performance is required on a large number of processes. Parallelism also brings variety to programming. There are different parallel programming paradigms with strengths and weaknesses. The choice of the programming paradigm significantly influences the effort needed to develop a parallel software.

Today, the two most prominent parallel programming paradigms are message passing for distributed-memory computers and user-directed parallelization for shared-memory computers. For distributed and shared memory, the most widely used paradigms are the message passing interface (MPI) (Snir et al., 1998; Gropp et al., 1998) and OpenMP (Chapman et al., 2008; OpenMP Architecture Review Board, 2013), respectively. When increasing the number of parallel processes, it is reasonable to combine these two paradigms in a hybrid MPI/OpenMP approach (Jost and Robins, 2010; Wu and Taylor, 2013). While this combination is straightforward to implement for experienced parallel programming experts, it proved difficult to achieve a performance that is somewhere near the peak performance. There are some subtle is-

ues that can effect the performance dramatically.

It is not our aim to provide a general discussion on hybrid parallel programming. We rather focus on a specific situation at hand which involves a two-level nested OpenMP parallelism. That is, a new team of threads is spawned from within each thread of a team of threads. This nested OpenMP parallelism is specifically tuned for a shared-memory system with a non-uniform memory architecture (NUMA). In such a system, the time to access a location of a shared memory depends on the “distance” of that location to the processor. So, the memory access time varies with the threads. For performance reasons, it is crucial to find a layout of the data structures in memory such that threads mostly access those memory locations that can be accessed quickly. Typically, it requires considerable human effort to find such a “NUMA-aware” memory layout. When going from a nested OpenMP approach to a hybrid MPI/OpenMP approach, it is therefore important to ensure the preservation of NUMA-awareness.

The aim of this position paper is to demonstrate these issues for a particular real-world application from geothermal engineering. It is interesting to mention that, in the general field of geosciences, the current trend is to move from a serial to a parallel software; see (O’Donncha et al., 2014) and the references therein. So, our discussion of preserving NUMA-awareness in a hybrid MPI/OpenMP software goes beyond the current state-of-the art. In Sect. 2, we sketch the specific software that is used as a case

study throughout this article. We then demonstrate in Sect. 3 how this serial software is converted into a NUMA-aware parallel software. Finally, we describe an approach to transform this shared-memory parallel program into a hybrid MPI/OpenMP program in Sect. 4 and draw some conclusions in Sect. 5.

2 RESERVOIR ENGINEERING

In this section we summarize the main functionality of a software package for the solution of problems in geothermal reservoir engineering. This software package is called Simulator for Heat and Mass Transport (SHEMAT-Suite) (Bartels et al., 2003; Rath et al., 2006). It solves the coupled system of partial differential equations governing fluid flow, heat transfer, species transport, and chemical water-rock interactions in fluid-saturated porous media. Following the notation in (Wolf, 2011), Table 1 compiles a list of relevant physical quantities and symbols. Using these quantities, SHEMAT-Suite solves the equation describing ground water flow

$$\nabla \cdot \left(\frac{\rho_f g}{\mu_f} \mathbf{k} \cdot \nabla h \right) + Q = S \frac{\partial h}{\partial t}$$

for the hydraulic head h as well as the equation representing heat transport

$$\nabla \cdot (\lambda_e \nabla T) - (\rho c)_f \mathbf{v} \cdot \nabla T + A = (\rho c)_e \frac{\partial T}{\partial t}$$

for the temperature T . For the sake of simplicity, we omit the formulation of suitable boundary conditions. These two equations are coupled via the Darcy velocity defined by

$$\mathbf{v} = \frac{\rho_f g}{\mu_f} \mathbf{k} \cdot \nabla h.$$

The flow and transport equations are numerically solved using a block centered finite difference scheme on a Cartesian grid in two or three spatial dimensions.

Solving the above equations for hydraulic head and temperature is referred to as the forward problem. In addition to solving forward problems, SHEMAT-Suite is also capable of solving inverse problems. According to (Tarantola, 2004), inverse problems consist of using some measurements to infer the values of parameters that characterize the system of interest. They try to determine the model parameters from experimental data, which are generated randomly or measured from the actual environment. In other words, an inverse problem is a general framework used to convert observed measurements into information about a physical object or system. Inverse problems arise not

Table 1: List of physical quantities that are relevant to the SHEMAT-Suite.

Symbol	Meaning	Unit
h	hydraulic head	$[m]$
Q	source term	$[m^3 s^{-1}]$
\mathbf{k}	hydraulic permeability	$[m^2]$
ρ_f	density	$[kg m^{-3}]$
g	gravity	$[ms^{-2}]$
μ_f	dynamic viscosity	$[Pas]$
t	time	$[s]$
S	storage coefficient	$[m^{-1}]$
T	temperature	$[^{\circ}C]$
A	conductive term of heat production	$[W m^{-3}]$
$(\rho c)_e$	heat capacity	$[J m^{-3} K^{-1}]$
λ_e	thermal conductivity	$[W m^{-1} K^{-1}]$
$(\rho c)_f$	thermal capacity	$[J kg^{-1} K^{-1}]$
\mathbf{v}	Darcy velocity	$[ms^{-1}]$

only in reservoir engineering, but also in many different areas including mathematical finance, astronomy, image processing, and material science.

Monte Carlo (MC) methods are an important class for the solution of inverse problems. These stochastic techniques use random sampling and probability statistics to solve various types of problems. Any method that solves a problem by generating suitable random values for the input and then examines the distribution of the resulting output is called an MC method. A number of random configurations are used to sample a complex system and this system is explained by the results obtained from the solution of multiple forward problems. There is a variety of different MC methods. The general outline of such a method is as follows:

1. Define a domain on which the input is based.
2. Generate input data from a probability distribution over this domain.
3. Solve a forward problem several times using different input data. A single solution of a forward model is called realization.
4. Compute some average which is a summary over all previous results of the realizations.

The independence of any two realizations and the high computational complexity of an MC method suggest to reduce the time for the solution of an inverse problem by computing multiple realizations in parallel. This is discussed in the next section.

3 NUMA-AWARENESS

To reduce the time for the solution of a forward problem, SHEMAT-Suite is parallelized using OpenMP, the de facto standard for parallel programming of shared-memory systems. In addition, there is an OpenMP parallelization of an MC method. Throughout this position paper, we do not focus on computing the forward model in parallel, but on the parallelization of the MC method. The current implementation involves a nested OpenMP parallelization, i.e., two levels of parallelism on top of each other. The outer parallelization consists of computing different realizations in parallel, whereas the inner level is concerned with parallelizing the forward problem. For instance, the inner level includes the parallel solution of a system of linear equations as well as the parallel assembly of the corresponding coefficient matrix.

In the MC method, the program computes the solution of the forward problem several times. Here, these realizations are independent of each other. However, the input and output needs to be handled carefully. The realizations are computed in parallel by a team of OpenMP threads. To illustrate the strategy behind the OpenMP implementation, consider a five-dimensional array declared as, say,

$$x(n_x, n_y, n_z, n_k, n_j) \quad (1)$$

in the serial code. Think of some physical quantity x discretized on a three-dimensional spatial grid of size $n_x \times n_y \times n_z$ with two additional dimensions representing n_k and n_j discrete values for two further characteristics. In the OpenMP implementation, all major arrays are extended by another dimension that represents the realizations. That is, in the OpenMP-parallelized code, the array (1) is transformed into the data structure

$$x(r, n_x, n_y, n_z, n_k, n_j) \quad (2)$$

whose first dimension allocates additional storage for the computation of r realizations. This parallelization strategy increases the storage requirement by a factor of r as compared to the serial software. However, it is shown in (Wolf, 2011) that this strategy is advantageous for bringing together parallelization of an MC method for the solution of an inverse problem with automatic differentiation of the underlying forward model. The latter is important in the context of SHEMAT-Suite (Rath et al., 2006), but is not discussed further in this position paper.

Typically, the number of realizations, r , is much larger than the number of available OpenMP threads on the outer level, q . Therefore, each thread will work

on more than one realization. Recall that the realizations represent independent tasks. The assignment of the threads to the tasks is carried out using a dynamic scheduling to balance the computational load among the threads. That is, each thread will start to work on the next available task as soon as it finishes its current task.

A simple example is illustrated in Figure 1 showing $q = 3$ OpenMP threads on the outer level which are handling $r = 5$ realizations. Initially, these three threads start to compute the first three realizations. The realizations will be terminated in any order. Suppose that thread T_2 finishes the computation of the realization R_2 . It then immediately starts to work on the realization R_4 which is the first realization waiting for execution. Afterwards, the thread T_3 terminates R_3 and then executes realization R_5 . In that example, the thread T_1 is still computing the realization R_1 ; but the remaining threads, R_2 and R_3 , are dynamically assigned to the realizations that are waiting for execution.

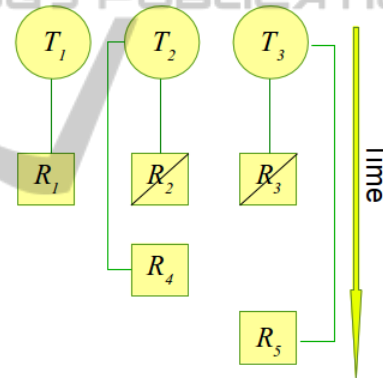


Figure 1: Dynamic assignment of the realization R_i to the OpenMP threads T_i .

Though this scheduling strategy is simple and adequate, its memory access is irregular. This makes it difficult to achieve high performance on today's shared-memory systems. From a conceptual point of view, there are different classes of shared-memory systems schematically depicted in Figure 2. In the first class, processors access the shared memory via a common bus in a uniform way. This way, all processes spend the same time to access different parts of memory; see the left part of this figure.

A more realistic class is illustrated in the right part of this figure. Here, the concept of a shared memory is implemented by putting together multiple local memories via an interconnection network. Processors access their local memories faster than memories of other processors. Thus, these shared-memory systems are referred to as non-uniform memory ac-

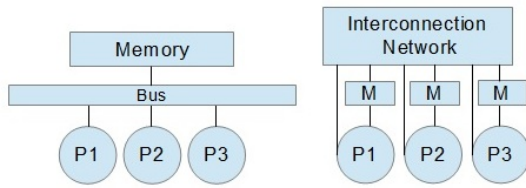


Figure 2: Shared-memory systems with uniform memory access (left) and non-uniform memory access (right).

cess (NUMA) architectures. In NUMA architectures, there is a mapping from an address in the global shared memory to an address in a local memory. In addition, caches are used to exploit locality of memory accesses. Within NUMA systems, maintaining cache coherence across shared memory has a significant overhead. Current NUMA systems typically provide a special hardware to maintain cache coherence (ccNUMA). The placement of threads to a local memory is often defined by the first memory access of a thread. This distribution of data in memory is called first-touch policy (Bhuyan et al., 2000).

To take full advantage of the NUMA performance characteristics, SHEMAT-Suite does not follow the dynamic scheduling strategy illustrated in Figure 1. In contrast, the modified strategy sketched in Figure 3 is applied. Here, the data from a data structure located in some address in the shared memory is copied to an address in the local memory before starting the computation on that data. After the end of the computation, the data is copied back to the original place. This way, the parallelization of the MC method is NUMA-aware, meaning it optimizes memory accesses as follows.

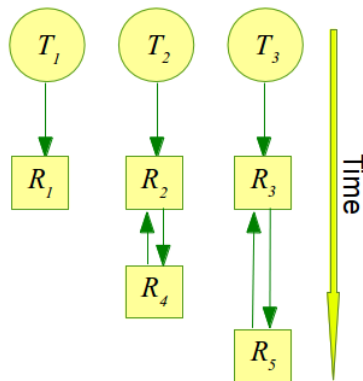


Figure 3: Dynamic assignment of the realization to the OpenMP threads taking advantage of a NUMA system.

The OpenMP implementation is designed such that the local memory for each thread remains fixed after having executed the first realization on each thread. Suppose there are r realizations and q threads

on the outer level with $r > q$. At first, the program computes the first r realizations in parallel. Since the first-touch policy is applied, this execution allocates the slices of the major arrays corresponding to the first realizations to the local memory of each thread. So, the i th slice of an array $x(i, \dots)$ from (2) is copied to the memory that is locally accessible from thread T_i . Whenever a thread T_j finishes its current task, the next realization R_i with $i > q$ is then scheduled for execution on T_j . When this happens the slices of all major arrays, $x(j, \dots)$, are copied to the memory that is local to T_j . This process continues until all realizations are executed.

Finally, the software takes into account this strategy when writing the output to files. The software uses integer file handlers for accessing files. In the OpenMP parallelization, some intermediate information and the output of each realization is written to a unique file. Therefore, each thread needs to determine the file handler of the realization that is currently executed.

4 HYBRID MPI/OPENMP

Current high-performance computing (HPC) systems are typically made up of clusters of individual computing nodes that are connected via a network. Each of these nodes can itself consist of a shared-memory systems. A hybrid MPI/OpenMP parallelization is often suitable since it allows to exploit the characteristics of different computer architectures. The idea behind hybrid parallelization is to take advantage of the distributed-memory characteristic on the level of the network that connects nodes and of the shared-memory characteristic on the level of a computing node. On the network level, the MPI processes distribute data and computation over different nodes. On the node level, the OpenMP threads are used to parallelize computation in the shared memory. It is common to use these two technologies together.

Figure 4 illustrates the following discussion schematically. In the top of this figure, a two-level OpenMP parallelization is sketched. Here, the outer level is explicitly shown whereas the inner level is implicitly represented by the different realizations that are individually numbered for each thread of the outer level. A hybrid MPI/OpenMP parallelization can then be imagined by the following two strategies. The first strategy, which is depicted in the middle of this figure, adds a new level of MPI parallelization on top of the existing two-level OpenMP approach. The advantage of this strategy is that it does not need many modifications in the existing code and it also preserves NUMA

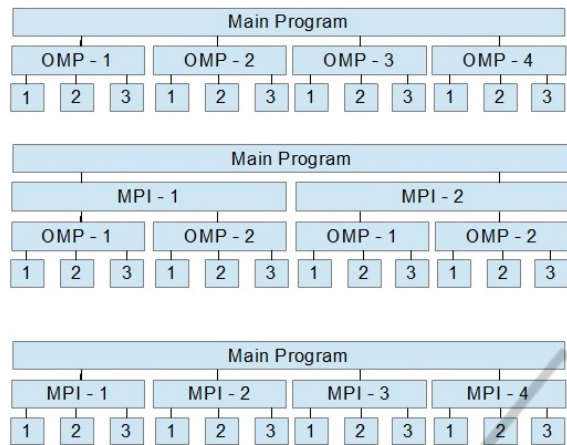


Figure 4: A two-level nested OpenMP parallelization (top), a hybrid approach based on adding an additional MPI level on the top of the two OpenMP levels (middle), and a hybrid approach where the outer OpenMP level is converted to MPI (bottom).

characteristics of the outer OpenMP level. The second strategy, which is shown in the bottom of this figure, converts the outer level of OpenMP parallelization by an MPI parallelization. Since we want to preserve the NUMA characteristics, we implemented the first approach. The second approach, though interesting, takes significant more programming effort and will be considered in the near future.

The first approach has three levels of parallelism in which the second level is already NUMA-aware. In this approach, each MPI process contains a two-level OpenMP parallelization. More precisely, if we look only at one MPI process, we have a code that is similar to the existing OpenMP-parallelized program. Only the indexing of the data structure as well as the I/O needs to be adapted.

Suppose we are given r realizations, q available OpenMP threads in the outer level, and p MPI processes. These three numbers together with the rank of an MPI process as well as the index of an OpenMP thread are used for reindexing that manages the dynamic computation of the correct realization on the correct OpenMP thread and MPI process. The number of realization per MPI process, $r_l := r/p$, is called the local number of realizations. Recall that the major arrays have already been extended by a new dimension to handle the realizations. In the new implementation, we reuse this dimension for the local realizations. If this local number of realization is the same as the number of available OpenMP threads, each thread computes a realization. However, NUMA-awareness becomes important as soon as the $r_l > q$. As we leave this part of the code as before and only change the indices, this NUMA-awareness is preserved.

We did some preliminary evaluations of this new implementation. In particular, we compare the MPI approach and the serial version. For this evaluation, we use an Intel Xeon X5675 Westmere EP with 146.88 GFLOPS and 24 GB memory. The number of realizations is set to $r = 128$ and the number of MPI processes varies from $p = 1$ to $p = 128$. We do not vary the problem size of a realization. Figure 5 shows the speedup versus the number of MPI processes. The results indicate that the MPI implementation scales well for a small number of MPI processes. However, the speedup tends to saturate when increasing the number of MPI processes.

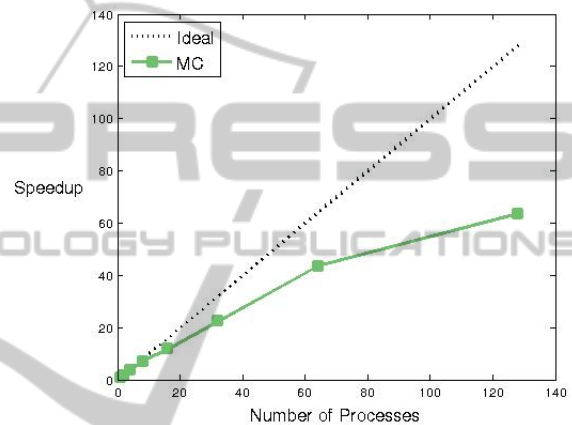


Figure 5: Ratio of the running time of the MPI implementation and the serial version for $r = 128$ realizations.

5 CONCLUDING REMARKS

This case study of parallelizing a Monte Carlo method used in the field of reservoir engineering originates from the necessity to reduce the overall time to solution for large-scale problems. Here, the goal is to bring together a nested OpenMP parallelization for shared memory and an MPI parallelization for distributed memory. Two different hybrid MPI/OpenMP parallelization strategies are introduced. The first strategy is to add a new level of MPI on top of an existing two-level nested OpenMP parallelization. The second strategy consists of converting the existing outer OpenMP level to an MPI parallelization. We implemented the first strategy as our goal is to preserve the NUMA characteristics of an existing OpenMP parallelization.

Although these strategies are discussed in the context of a stochastic approach for the solution of an inverse problem, the concept of the first strategy is more general. Whenever there is an OpenMP parallelized code, the first strategy can be used to implement a

hybrid parallelized version of the code without major changes. Here, the underlying assumption is that there is an additional dimension for the parallelization added to all major arrays. In this case, the first strategy is then nothing but a reindexing technique.

ACKNOWLEDGEMENTS

This work is partially supported by the German Federal Ministry for the Environment, Nature Conservation, Building and Nuclear Safety (BMUB) and the German Federal Ministry for Economic Affairs and Energy (BMWi) within the project MeProRisk II, contract number 0325389 (F) as well as by the German Federal Ministry of Education and Research (BMBF) within the project HYDRODAM, contract number 01DS13018.

REFERENCES

- Bartels, J., Kühn, M., and Clauser, C. (2003). Numerical simulation of reactive flow using SHEMAT. In Clauser, C., editor, *Numerical Simulation of Reactive Flow in Hot Aquifers*, pages 5–74. Springer Berlin Heidelberg.
- Bhuyan, L., Iyer, R., Wang, H.-J., and Kumar, A. (2000). Impact of CC-NUMA memory management policies on the application performance of multistage switching networks. *IEEE Transactions on Parallel and Distributed Systems*, 11(3):230–246.
- Chapman, B., Jost, G., Van der Pas, R., and Kuck, D. J. (2008). *Using OpenMP: Portable shared memory parallel programming*. MIT Press, Cambridge, Mass., London.
- Gropp, W., Huss-Lederman, S., Lumsdaine, A., Lusk, E. L., Nitzberg, B., Saphir, W., and Snir, M. (1998). *MPI—The Complete Reference: Volume 2, The MPI-2 Extensions*. MIT Press, Cambridge, MA, USA.
- Jost, G. and Robins, B. (2010). Experiences using hybrid MPI/OpenMP in the real world: Parallelization of a 3D CFD solver for multi-core node clusters. *Scientific Programming*, 18(3–4):127–138.
- O’Donncha, F., Ragnoli, E., and Suits, F. (2014). Parallelisation study of a three-dimensional environmental flow model. *Computers & Geosciences*, 64:96–103.
- OpenMP Architecture Review Board (2013). OpenMP Application Program Interface, Version 4.0. <http://www.openmp.org>.
- Rath, V., Wolf, A., and Bucker, H. M. (2006). Joint three-dimensional inversion of coupled groundwater flow and heat transfer based on automatic differentiation: Sensitivity calculation, verification, and synthetic examples. *Geophysical Journal International*, 167(1):453–466.
- Snir, M., Otto, S. W., Huss-Lederman, S., Walker, D. W., and Dongarra, J. (1998). *MPI—The Complete Reference: Volume 1, The MPI Core*. MIT Press, Cambridge, MA, USA, 2nd edition.
- Tarantola, A. (2004). *Inverse Problem Theory and Methods for Model Parameter Estimation*. Society for Industrial and Applied Mathematics, Philadelphia, PA, USA.
- Wolf, A. (2011). *Ein Softwarekonzept zur hierarchischen Parallelisierung von stochastischen und deterministischen Inversionsproblemen auf modernen ccNUMA-Plattformen unter Nutzung automatischer Programmtransformation*. Dissertation, Department of Computer Science, RWTH Aachen University.
- Wu, X. and Taylor, V. (2013). Performance modeling of hybrid MPI/OpenMP scientific applications on large-scale multicore supercomputers. *Journal of Computer and System Sciences*, 79(8):1256–1268.