

Ontology Selection for Semantic Similarity Assessment

Montserrat Batet and David Sánchez

*Department of Computer Engineering and Mathematics, Universitat Rovira i Virgili,
Av. Països Catalans, 26, 43007, Tarragona, Catalonia, Spain*

Keywords: Knowledge Representation, Ontologies, Semantic Similarity.

Abstract: The assessment of the semantic similarity between concepts is a key tool to improve the understanding of text. The structured knowledge that ontologies provide has been extensively used to estimate similarities with encouraging results. However, in many domains, several ontologies modelling the same concepts in different ways are available. In such scenarios, the most suitable ontology for similarity calculation should be selected. In this paper we tackle this task by proposing an unsupervised method to select the ontology that seems to enable the most accurate similarity assessments. By studying the ontology features that most influence the similarity accuracy, we propose a score that captures them in a mathematically coherent way. Then, the most suitable ontology can be selected as that with the highest score. We also report the results of the proposed method for several well-known ontologies and a widely-used semantic similarity benchmark.

1 INTRODUCTION

A key element to text understanding is the assessment of the semantic similarity between the concepts referred in the text (Resnik, 1995). Semantic similarity is understood as the level of taxonomic proximity between concepts (Batet and Sánchez, 2014). To enable this assessment in an automatic way, ontologies provide a formal and machine-readable representation of the knowledge related to a domain, from which similarities can be estimated (Batet and Sánchez, 2014).

Traditionally, ontology-based similarity measures relied on the knowledge modeled in a single ontology (Wu and Palmer, 1994; Jiang and Conrath, 1997; Resnik, 1995; Batet et al., 2011b). Thus, the similarity results strongly depended on the accuracy of the knowledge modeled in the ontology. To overcome this limitation and, given the availability of several complementary and overlapping knowledge bases in many domains, some authors have recently proposed methods to exploit multiple ontologies for semantic similarity assessment (Rodríguez and Egenhofer, 2003; Petrakis et al., 2006; Al-Mubaid and Nguyen, 2009). The motivation is that the additional knowledge and the complementary views that several knowledge sources provide of a certain domain could lead to more accurate similarity estimations.

Semantic similarity computation from multiple ontologies faces two main challenges. First, in many situations, a single ontology does not model the concepts to be compared, so that, their similarity should be computed across different ontologies. Second, in cases in which the pair of terms to be compared belong to several ontologies at the same time (and, thus, different similarity results can be obtained for the several ontologies), it is necessary to select the best knowledge source.

In this work we focus on the latter problem. This situation is especially relevant in domains in which several ontologies are available (e.g., in biomedicine, we can find overlapping knowledge bases such as MeSH (Nelson et al., 2001) or SNOMED-CT (Spackman, 2004), which model the same medical concepts). However, ontologies are usually independently created from a wide variety of sources and with different goals and quality criteria. Thus, different ontologies can model the same domain of knowledge in significantly different ways because the scope of the ontology, and the point of view and design principles followed by knowledge engineers may differ. Consequently, overlapping ontologies usually present different levels of detail, completeness and semantic structure, thus enabling more or less accurate similarity assessments. Because of the many factors that are involved in the knowledge modelling, it is difficult to select a priori

the most suitable ontology (Al-Mubaid and Nguyen, 2009; Sánchez et al., 2012b).

In this paper, we tackle this issue by proposing a method to assess the suitability of an ontology as a source for similarity assessments. This is done by analysing the taxonomic structure of the ontology and results in a numerical score that enables the selection of the ontology that seem to enable the best similarity assessments. The theoretical premises have been empirically evaluated by applying our method to a set of well-known ontologies. Results suggest that those ontologies with the highest score also enable the most accurate similarity assessments.

The rest of the paper is organised as follows. Section 2 discusses related works on semantic similarity. Section 3 details the proposed mechanism. Section 4 presents and discusses the empirical results. The final section contains the conclusions of the work.

2 RELATED WORK

In the literature, ontology-based semantic similarity measures are usually classified in different paradigms according to the knowledge sources they exploit and the theoretical principles in which they rely. In this work, we focus on methods that only rely in the knowledge modelled in an ontology.

Earliest approaches measure the distance (i.e., the opposite to similarity) of a pair of concepts as a function of the length of the *shortest path* connecting those concepts by means of taxonomic relationships (Wu and Palmer, 1994; Li et al., 2003). One limitation of these approaches is that they omit much of the knowledge represented in the ontology, because only the shortest path is considered.

To overcome this limitation, some authors have proposed measures in which different *ontological features* are considered (Sánchez et al., 2012a; Batet et al., 2011b; Pirró, 2009; Rodríguez and Egenhofer, 2003; Petrakis et al., 2006). They usually measure similarity as a ratio between the number of features that the concepts to be compared have or do not have in common. Because these measures exploit more ontological knowledge, feature-based methods provide, in general, more accurate results than measures based on taxonomic paths (Sánchez et al., 2012a).

Other similarity paradigms rely, not only on the taxonomic knowledge provided by an ontology, but also on the *Information Content* of concepts, which is computed as the inverse of the probability of appearance of such concepts in a corpus (Jiang and

Conrath, 1997; Resnik, 1995). The main limitation of these methods is that they require representative textual corpora in which concepts have been tagged, so that the probabilities required to compute their information content and estimate similarities assessed (Batet and Sánchez, 2014).

In any case, the results provided all these methods depend on the coverage, completeness and level detail of the ontology in which they rely (Al-Mubaid and Nguyen, 2009; Sánchez et al., 2012b). In recent years, researchers have tackled this limitation by considering multiple ontologies.

In (Rodríguez and Egenhofer, 2003; Petrakis et al., 2006) two ontologies are connected by means of an imaginary root node that subsumes the root nodes of each ontology. In (Rodríguez and Egenhofer, 2003) similarity is computed according to the overlapping between a set of non-taxonomic features (e.g. synonyms, meronyms). In (Petrakis et al., 2006) the Jaccard index is used to calculate the degree of overlapping between concept glosses and synonym sets. Overlapping features are found by means of the terminological matching of concept labels. The simplistic solution used to join ontologies is a main drawback of these approaches. Moreover, they do not consider the case in which concept pairs appear in different ontologies. Finally, their dependency on the availability of non-taxonomic features, which are rarely found in ontologies (Ding et al., 2004), limit the practical applicability of these methods, which are focused on the more general notion of *semantic relatedness* rather than strict taxonomic *similarity*.

In (Saruladha et al., 2010), the similarity is assessed as a function of the concreteness of the most specific concept in the taxonomy that subsumes the pair of concepts to be compared. When each concept belongs to a different ontology, the common subsuming concept is obtained by means of a terminological matching of the labels of the subsumers of each concept. Similarly to the previous approach, in (Al-Mubaid and Nguyen, 2009) authors retrieve concepts that act as bridges between ontologies. First, the user selects a *primary* ontology, which she believes it the most accurate one. Then, if the pair of concepts are found in the *primary* ontology or in a unique *secondary* ontology, the similarity is computed using the ontology to which the concepts belong; if one of the concepts is found in the *primary* ontology and the other one in a *secondary* ontology, the two ontologies are connected using bridge nodes and the resulting structure is used as if it was a unique ontology; finally, when concepts appear in several

secondary ontologies, the similarity is computed using the ontology with the highest likeness to the *primary* one. Because the method relies on a path-based measure, the authors face the problem that different ontologies may have different granularity degrees. To solve this problem, they propose to normalize similarity values by scaling the part of the path corresponding to a *secondary* ontology taking as reference the *primary* ontology. In all cases they assume that the ontology that has been –manually– selected as *primary* will lead to better similarity estimations than any secondary ontology. However, this requires the user to deeply understand the knowledge structure of the ontologies.

3 ONTOLOGY SELECTION

In this section, we propose an unsupervised method to quantify the suitability of an ontology to measure semantic similarity. First, we analyse the semantic and structural features of ontologies that seem to most influence the accuracy of semantic similarity assessments. Then, we propose a numerical score that quantify the suitability of an ontology to guide similarity assessments.

3.1 Problem Analysis

From the analysis of related works on semantic similarity, one can realize that all of them rely on the number of *differences* (which are inversely proportional to similarity) and commonalities (which are proportionally to similarity) that can be identified in the semantic structures associated to the concepts in their respective ontology/ies. Since we are focusing on semantic *similarity*, which is a function of *taxonomic* features, in the following we will study the effect that the modelling of such taxonomic structure in an ontology has over the evaluation of similarities/distances.

In the simplest case, in which the taxonomy is perfectly balanced, the root node is the geometric centre and all concepts are direct specializations of the root node, the distance between all pairs of concepts is exactly the same. In figure 1 we show an example of this scenario for a set of medical concepts. Because all concepts are modelled in the same way, in this taxonomy all concepts pairs will appear to be equally distant/similar for any semantic similarity measure, a result that would be unlikely realistic. In fact a knowledge representation as simple as this is not much different to a flat list of concepts with any semantic structure at all.

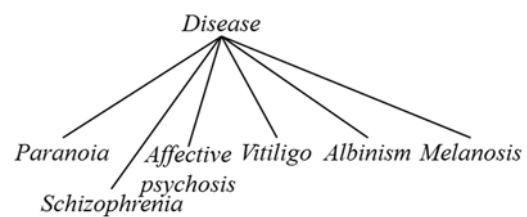


Figure 1: Sample ontology O₁.

In order to better represent the differences in semantics inherent to the concepts and, coherently with the principles of cognitive saliency (i.e. concepts are specialised when they must be differentiated from other ones), in figure 2 we have added a new inner taxonomic level (*mental disorder*) that separates the set *paranoia*, *schizophrenia* and *affective psychosis* from the set *melanosis*, *albinism* and *vitiligo*, which are subsumed by *disorder of pigmentation*. Even though more taxonomic levels have been included the taxonomy is still balanced and, thus, the root node is still the geometric. However, now the semantic distance between *paranoia* and *albinism* will be larger than the distance between *paranoia* and *schizophrenia* because we are able to distinguish concepts that are *mental disorder* from those that are *disorder of pigmentation*. Thanks to the better differentiation between concepts, distance/similarity results obtained from this structure will be more diverse than in the previous case and, assuming that the representation is semantically coherent, results will offer a better understanding concept semantics.

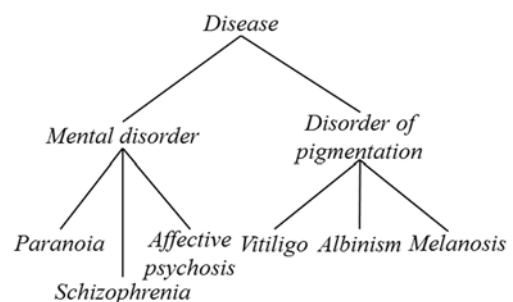


Figure 2: Sample ontology O₂.

Finally, in figure 3 we show how these concepts are represented in SNOMED-CT (Spackman, 2004). Notice that in this case the concepts *schizophrenia* and *affective psychosis* has been better differentiated from *paranoia* by adding a new inner node (*psychotic disorder*). As result, the root node is not the geometric centre of the taxonomy anymore, because the branch on the left goes deeper than the

one on the right. This taxonomy better represents the fact that, for example, *albinism* and *schizophrenia* are more different than *albinism* and *paranoia*, a dimension that can be captured by similarity measures by evaluating the number of common and disjoint subsumers (Batet et al., 2011b) and that results in even more diverse similarity/distance results than in the previous cases.

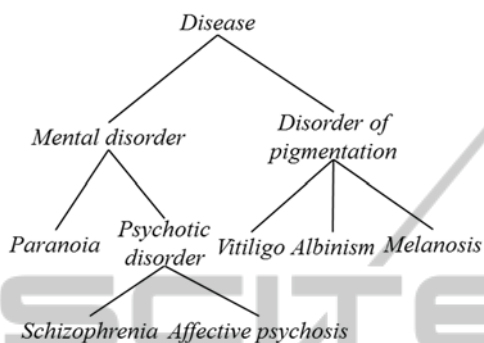


Figure 3: Sample ontology O_3 .

3.2 A Score for Ontology Selection

From the above discussion, we can conclude that a taxonomy with an accurate knowledge modelling is likely to better differentiate concepts from each other. Inversely, an accurately modelled ontology will unlikely have a homogenous taxonomy because, in such structure, concepts are distributed uniformly and, hence, they are hardly distinguishable. This assumption is coherent with the principles of knowledge modelling, whose main aim is to make concepts well-differentiated in order to minimize the ambiguity of the semantic inferences (Pirró, 2009). Likewise, human judgements on semantic similarity (which computerized measures try to mimic) are rarely homogenous and tend to be highly diverse because of the informal nature of semantics (Pedersen et al., 2007).

Given these arguments, in the following we propose a score that aims to measure the degree of concept differentiation that the taxonomic structure of an ontology provides. Since this level of differentiation positively influences the diversity of the similarity assessments, which we hypothesise as an indication of accuracy in such assessments, our score can be used to compare and select the most suitable ontology for semantic similarity calculation.

To measure this level of differentiation, we evaluate the dispersion of the taxonomic structure. From a semantic point of view, the centre of an ontology can be seen as the root of the taxonomic tree. As shown in the previous section, in a perfectly

balanced ontology (figures 1 and 2), the root node corresponds to the geometric centre of the taxonomy. As stated in (Martínez et al., 2012), this central node is the one that minimizes the distances with respect to all the concepts in the ontology. In such balanced structure, the level of differentiation between concepts will tend to be low, because “sibling” or “cousin” concepts will be all equally distant/similar. On the contrary, in a taxonomy in which the different branches have different depths and branching factors, the root node will not match with the geometrical centre of the structure (as in figure 3). Here, the degree of differentiation between concepts will tend to be higher than in the previous case, thus producing more diverse similarities.

From a mathematical perspective the dispersion of a sample quantifies the variability of the values of that sample with regard to the central value. A high dispersion indicates that values are very different from each other. By considering the set of concepts in an ontology as a sample of values and the root node as their centre, we can adapt the mathematical notion of dispersion to quantify to what extent the concepts modelled in taxonomy are dispersed or *differentiated*. Consequently, we propose a score that quantifies that degree of differentiation by measuring the dispersion of the taxonomic structure of the ontology. For numerical values, the dispersion of a sample is the normalized aggregation of their distances towards the central value. When dealing with ontologies, such distance should be a measure of the semantic distance of each concept towards the root node of the taxonomy. In particular, our score is based on the standard numerical deviation, which has the advantage that the results are expressed in the same units as the distance.

Formally, we quantify to what extent the whole set of concepts C of an ontology O_i are differentiated, as the square root of the average squared *semantic distance* between each concept c_i in C and the root node of O_i .

$$Score(O_i) = \sqrt{\frac{\sum_{c_i \in C} d(c_i, Root(O_i))^2}{|C|}} \quad (1)$$

In the above expression, $|C|$ is the number of concepts in the ontology O_i without considering the root node, which does not contribute to the numerator, and function $d(.,.)$ is any semantic distance measure to be applied between each concept c_i in C and the root node ($Root(O_i)$). Notice that the contribution of the most scattered concepts, which are those that contribute most to the unbalancing of the taxonomy, is greater because of

the squared semantic distances. Numerically, equation (1) is zero when all the values are identical. In contrast, a high *Score* suggests that concepts are far apart from the root node and from each other, and thus, that they are well differentiated.

By means of the proposed *Score*, we can select the most suitable ontology O_s to be used to compute the similarity of a set of concepts (modelled in a set of ontologies O) as the one with the max value.

$$O_s = \arg \max(\text{Score}(O_i)), \quad \forall O_i \in O \quad (2)$$

The proposed method can also be applied only to taxonomic branches of different ontologies. This is relevant because the different scopes and goals by which ontologies are designed can produce more or less accurate or detailed taxonomic branches, even in ontologies modelling the same domain. With our method, this partial comparison can be done by using the common generalization of that branch as the root, and by computing the distances towards all of its taxonomic specializations.

3.3 Measuring Distances

In order to apply the proposed *Score*, we should be able to estimate the *semantic distance* (function $d(.,.)$) between each concept c_i and the root node. The semantic distance should meet some requirements in order to be suitable to compare ontologies. First, it should not be affected by the size of the ontology in order to fairly compare the degree of concept differentiation of ontologies with different sizes. On the other hand, the semantic distance should only rely on taxonomic knowledge because similarity assessment only relies on this feature, and also because many ontologies does not model other knowledge than taxonomic relationships (Ding et al., 2004).

As stated in section 2, many different measures have been proposed (Batet and Sánchez, 2014). Since path-based approaches provide absolute distance values between concepts, semantic distances tend to be larger as the ontology size increases. Thus, they cannot be used to compare ontologies with different sizes. Moreover, since only the shortest path is considered, they omit a lot of knowledge explicitly modelled in the ontology (Batet et al., 2011b).

Feature-based measures are able to overcome these limitations. They compute similarity or distance according to a normalized ratio of semantic commonalities and differences between concepts and, thus, they evaluate a larger number of semantic evidences. In this work, we instantiate $d(.,.)$ with the

feature-based measure defined in (Sánchez et al., 2012a) because it solely relies on taxonomic features. This measure computes the distance $d(c_1, c_2)$ between two concepts as the logarithm of the number of non-common subsumers of c_1 and c_2 divided by their total number of subsumers:

$$d(c_1, c_2) = \log_2 \left(1 + \frac{|T(c_1) \cup T(c_2)| - |T(c_1) \cap T(c_2)|}{|T(c_1) \cup T(c_2)|} \right) \quad (3)$$

where $T(c_i)$ is the set of taxonomic subsumers of concept c_i in the ontology, including itself.

This measure captures more knowledge than the methods based on shortest paths, since it implicitly considers *all* the paths connecting the two concepts, which are represented by all their subsumers. As a result, and according to a set of empirical experiments, it approximates human judgments of similarity better than other ontology-based measures (Sánchez et al., 2012a; Batet et al., 2011b).

Numerically, thanks to the normalizing denominator, this distance results in positive normalized values in the [0,1] range, thus making it suitable to compare the degree of concept differentiation of ontologies with different sizes.

3.4 Example

Let us illustrate how the *Score* proposed in section 3.2 behaves with regard to the taxonomic structure of an ontology. To do so, we will use the different knowledge representations shown in figures 1, 2 and 3 for the same set of concepts. By applying the *Score* to the taxonomy in figure 1 (the one in which concepts are the least differentiated), we obtain:

$$\text{Score}(O_1) = \sqrt{\frac{d(\text{paranoia}, \text{dis})^2 + d(\text{schizophrenia}, \text{dis})^2 + d(\text{affective psychosis}, \text{dis})^2 + d(\text{melanosis}, \text{dis})^2 + d(\text{albinism}, \text{dis})^2 + d(\text{vitiligo}, \text{dis})^2}{6}} =$$

$$= \sqrt{\frac{\left(\log_2 \left(1 + \frac{1}{2} \right) \right)^2 + \left(\log_2 \left(1 + \frac{1}{2} \right) \right)^2 + \left(\log_2 \left(1 + \frac{1}{2} \right) \right)^2 + \left(\log_2 \left(1 + \frac{1}{2} \right) \right)^2 + \left(\log_2 \left(1 + \frac{1}{2} \right) \right)^2 + \left(\log_2 \left(1 + \frac{1}{2} \right) \right)^2}{6}} = 0.585$$

By applying the same calculation to the taxonomy shown in figure 2, which offers a better differentiation between *mental* and *pigmentation disorders*, the *Score* increases accordingly:

$$Score(O_2) = \frac{\sqrt{\begin{matrix} d(paranoia, dis)^2 + d(schizophrenia, dis)^2 + \\ d(affective psychosis, dis)^2 + d(melanosis, dis)^2 + \\ d(albinism, dis)^2 + d(vitiligo, dis)^2 + \\ d(mental\ dis, dis)^2 + d(dis\ of\ pigmentation, dis)^2 \end{matrix}}}{8} =$$

$$= \frac{\sqrt{6 \times \left(\log_2\left(1 + \frac{2}{3}\right)\right)^2 + 2 \times \left(\log_2\left(1 + \frac{1}{2}\right)\right)^2}}{8} = 0.702$$

Finally, for the taxonomy shown in figure 3, which offers the best differentiation between concepts, we also obtain the highest *Score*.

$$Score(O_3) = \frac{\sqrt{\begin{matrix} d(paranoia, dis)^2 + d(schizophrenia, dis)^2 + \\ d(affective psychosis, dis)^2 + d(melanosis, dis)^2 + \\ d(albinism, dis)^2 + d(vitiligo, dis)^2 + \\ d(mental\ dis, dis)^2 + d(dis\ pigmentation, dis)^2 + \\ d(psychotic\ disorder, dis)^2 \end{matrix}}}{9} =$$

$$= \frac{\sqrt{2 \times \left(\log_2\left(1 + \frac{3}{4}\right)\right)^2 + 5 \times \left(\log_2\left(1 + \frac{2}{3}\right)\right)^2 + 2 \times \left(\log_2\left(1 + \frac{1}{2}\right)\right)^2}}{9} = 0.723$$

Thus, according to the method presented in section 3.2, the ontology O_3 shown in figure 3 will be selected as the base to compute semantic similarities between the modelled concepts.

4 EXPERIMENTS

The goal of the experiments is to show that, in practice, the ontology (from a set of overlapping ones) with the highest *Score* is also the one that enables the most accurate similarity assessments. We focused on the biomedical domain because, as mentioned in the introduction, several standard ontologies modelling the same concepts exist.

To measure the accuracy of similarity assessments, that is, up to which level the similarity results mimic human judgements, related works measure the Pearson correlation between human similarity ratings and computerized results for a given set of concept pairs. In the literature, several benchmarks providing human ratings for a set of concepts of different domains have been proposed. For the biomedical domain, the Pedersen et al.'s benchmark (Pedersen et al., 2007) has become the *de facto* standard for similarity evaluation. It consists of 30 pairs of medical terms, whose similarity has been assessed, in the range [1..4], by a group of experts of the Mayo Clinic.

Table 1: Medical term pairs that can be found both in SNOMED-CT and MeSH, with averaged experts' similarity scores from the Pedersen et al. benchmark (Pedersen et al., 2007). In boldface we represent those pairs that specifically correspond to diseases.

Term 1	Term 2	Sim.
Renal failure	Kidney failure	4.0
Heart	Myocardium	3.3
Stroke	Infarct	3.0
Abortion	Miscarriage	3.0
Delusion	Schizophrenia	3.0
Congestive heart failure	Pulmonary edema	3.0
Metastasis	Adenocarcinoma	2.7
Calcification	Stenosis	2.7
Mitral stenosis	Atrial fibrillation	2.3
Rheumatoid arthritis	Lupus	2.0
Brain tumor	Intracranial hemorrhage	2.0
Carpal tunnel syndrome	Osteoarthritis	2.0
Diabetes mellitus	Hypertension	2.0
Acne	Syringe	2.0
Antibiotic	Allergy	1.7
Cortisone	Total knee replacement	1.7
Pulmonary embolus	Myocardial infarction	1.7
Pulmonary fibrosis	Lung cancer	1.7
Cholangiocarcinoma	Colonoscopy	1.3
Lymphoid hyperplasia	Laryngeal cancer	1.3
Multiple sclerosis	Psychosis	1.0
Appendicitis	Osteoporosis	1.0
Xerostomia	Alcoholic cirrhosis	1.0
Peptic ulcer disease	Myopia	1.0
Depression	Cellulitis	1.0
Varicose vein	Entire knee meniscus	1.0
Hyperlipidemia	Metastasis	1.0

As ontologies to be compared, we use SNOMED-CT (Spackman, 2004) and MeSH (Nelson et al., 2001), which semantically model biomedical concepts with a large degree of overlapping. Since we focus in the scenario in which concepts appear in several ontologies at the same time, in table 1 we show the pairs of terms of the Pedersen et al.'s benchmark that can be found both in SNOMED-CT and MeSH. The last column provides the averaged similarity ratings provided by the experts. Moreover, those pairs that are *diseases* in both ontologies are shown in boldface. According to this set of terms, we configured two scenarios:

- (a) *Scenario 1*: ontology selection evaluation. All the term pairs in table 1 are evaluated. Since those terms are spread through the different branches of SNOMED-CT and MeSH, in this

scenario we aim to select the ontology that is best suited to compute semantic similarities.

- (b) *Scenario 2*: branch selection evaluation. This scenario is designed to show how our method can also be applied to a particular branch of an ontology. In this case, only the set of term pairs that are *diseases* are considered. Likewise, only the taxonomic branches of SNOMED-CT and MeSH that model diseases have been evaluated. The reference root nodes are now the *Disease (disorder)* concept in SNOMED-CT and *C-Disease* in MeSH.

Table 2 shows the *Scores* resulting from the evaluation of each ontology/branch and also the accuracy (Correlation) of the similarity assessments obtained for the same ontology/branch in the two scenarios detailed above. In all cases, distances and similarities have been computed using equation (3).

From table 2, we can see that our *Score* and the accuracy of the semantic similarity assessments are positively correlated. This supports our hypothesis and suggests that the most appropriate ontology to compute semantic similarities would be the one that better differentiates concepts, a dimension that our *Score* quantifies. In fact, this better differentiation provides semantic similarity measures with more degrees of freedom to evaluate concepts and produces more diverse similarity results that, as shown in the experiments, better correlate with human ratings of similarity.

Table 2: Pearson correlation coefficients for each scenario and ontology/branch between the experts' similarity ratings in (Pedersen et al., 2007) and the measure from Eq. (3). The last column shows the *Score* (Eq. (1)) for each ontology/branch.

Ontology/branch	Correlation Scenario 1	Correlation Scenario 2	Score
SNOMED-CT	0.69		0.938
MeSH	0.65		0.903
SNOMED-CT disease		0.83	0.951
MeSH disease		0.77	0.886

Looking at the numeric scales, we can also see that, thanks to the normalized values provided by equation (3), *Score* values are not dependant on the ontology size. Specifically, even though SNOMED-CT models 300,000 concepts and MeSH just around 22,000, *Score* values do not differ proportionally to these sizes (0.938 vs. 0.903). These *Score* values are however quite proportional to the differences observed in semantic similarity accuracies for both ontologies (0.69 vs. 0.66). The same behaviour is also observed for taxonomic branches.

5 CONCLUSIONS

In this paper we presented an unsupervised method to assess the suitability of ontologies as sources to measure semantic similarity in the scenario in which the concepts to be compared appear in several ontologies. Given that similarity measures benefit from knowledge structures that better (taxonomically) differentiate concepts, we propose a quantitative *Score* that measures the degree of taxonomic differentiation of concepts in an ontology. To do so, the *Score* adapts to the semantic domain the mathematical notion of numerical dispersion of a sample. By means of this *Score*, we can select the ontology that likely provides the most accurate similarities from a set of overlapping ones.

The results of the empirical experiments carried out using biomedical ontologies and a widely-used semantic similarity benchmark, supported our hypotheses: in all cases, those ontologies (or taxonomic branches) with the highest *Score* also enabled the most accurate similarity assessments.

As future work, we plan to evaluate the proposed method in other domains in which multiple overlapping ontologies are available. Moreover, we will also evaluate the behaviour of other distance functions in the *Score* calculus, such as those based on word vectors (Mikolov et al., 2013). Finally, we plan to study its suitability as a predictor of results accuracy in specific tasks that require from semantic similarity assessments and in which different knowledge-bases are available, such as semantic clustering (Batet et al., 2011a) or textual data anonymisation (Batet et al., 2013).

ACKNOWLEDGEMENTS

This work was partly supported by the European Commission under FP7 project Inter-Trust and H2020 project CLARUS, by the Spanish Ministry of Science and Innovation through project ICWT TIN2012-32757 and by the Government of Catalonia under grant 2014 SGR 537. This work was also made possible through the support of a grant from Templeton World Charity Foundation. The opinions expressed in this paper are those of the authors and do not necessarily reflect the views of Templeton World Charity Foundation.

REFERENCES

- Al-Mubaid, H. & Nguyen, H. A. 2009. Measuring Semantic Similarity between Biomedical Concepts within Multiple Ontologies. *IEEE Transactions on Systems, Man, and Cybernetics, Part C: Applications and Reviews*, 39(4), pp 389-398.
- Batet, M., Erola, A., Sánchez, D. & Castellà-Roca, J. 2013. Utility preserving query log anonymization via semantic microaggregation. *Information Sciences*, 242(1), pp 49-63.
- Batet, M., Gibert, K. & Valls, A. Semantic clustering based on ontologies: an application to the study of visitors in a natural reserve. In: Filipe, J. & Fred, A. L. N., eds. 3th International Conference on Agents and Artificial Intelligence (ICAART'11), 2011a Rome, Italy. SciTePress, 283-289.
- Batet, M. & Sánchez, D. 2014. A review on semantic similarity. *Encyclopedia of Information Science and Technology, Third Edition*. IGI Global.
- Batet, M., Sánchez, D. & Valls, A. 2011b. An ontology-based measure to compute semantic similarity in biomedicine. *Journal of Biomedical Informatics*, 44(1), pp 118-125.
- Ding, L., Finin, T., Joshi, A., Pan, R., Cost, R. S., Peng, Y., Reddivari, P., Doshi, V. & Sachs, J. Swoogle: A Search and Metadata Engine for the Semantic Web. In: Grossman, D. A., Gravano, L., Zhai, C., Herzog, O. & Evans, D. A., eds. thirteenth ACM international conference on Information and knowledge management, CIKM 2004, 2004 Washington, D.C., USA. ACM Press, 652-659.
- Jiang, J. J. & Conrath, D. W. Semantic Similarity Based on Corpus Statistics and Lexical Taxonomy. International Conference on Research in Computational Linguistics, ROCLING X, Sep 1997 Taipei, Taiwan. 19-33.
- Li, Y., Bandar, Z. & McLean, D. 2003. An Approach for Measuring Semantic Similarity between Words Using Multiple Information Sources. *IEEE Transactions on Knowledge and Data Engineering*, 15(4), pp 871-882.
- Martínez, S., Valls, A. & Sánchez, D. 2012. Semantically-grounded construction of centroids for datasets with textual attributes. *Knowledge-Based Systems*, 35(1), pp 160-172.
- Mikolov, T., Chen, K., Corrado, G. & Dean, J. Efficient Estimation of Word Representations in Vector Space. International Conference on Learning Representations, 2013. 1-12.
- Nelson, S. J., Johnston, D. & Humphreys, B. L. 2001. Relationships in Medical Subject Headings. *Relationships in the Organization of Knowledge*. K.A. Publishers.
- Pedersen, T., Pakhomov, S., Patwardhan, S. & Chute, C. 2007. Measures of semantic similarity and relatedness in the biomedical domain. *Journal of Biomedical Informatics*, 40(3), pp 288-299.
- Petrakis, E. G. M., Varelas, G., Hliaoutakis, A. & Raftopoulou, P. 2006. X-Similarity: Computing Semantic Similarity between Concepts from Different Ontologies. *Journal of Digital Information Management*, 4(1), pp 233-237.
- Pirró, G. 2009. A semantic similarity metric combining features and intrinsic information content. *Data & Knowledge Engineering*, 68(11), pp 1289-1308.
- Resnik, P. Using Information Content to Evaluate Semantic Similarity in a Taxonomy. In: Mellish, C. S., ed. 14th International Joint Conference on Artificial Intelligence, IJCAI 1995, 1995 Montreal, Quebec, Canada. Morgan Kaufmann Publishers Inc., 448-453.
- Rodríguez, M. A. & Egenhofer, M. J. 2003. Determining semantic similarity among entity classes from different ontologies. *IEEE Transactions on Knowledge and Data Engineering*, 15(2), pp 442-456.
- Sánchez, D., Batet, M., Isern, D. & Valls, A. 2012a. Ontology-based semantic similarity: A new feature-based approach. *Expert Systems with Applications*, 39(9), pp 7718-7728.
- Sánchez, D., Solé-Ribalta, A., Batet, M. & Serratos, F. 2012b. Enabling semantic similarity estimation across multiple ontologies: An evaluation in the biomedical domain. *Journal of Biomedical Informatics*, 45(1), pp 141-155.
- Sarulatha, K., Aghila, G. & Bhuvaneshwary, A. 2010. Computation of Semantic Similarity among Cross Ontological Concepts for Biomedical Domain. *Journal of Computing*, 2(8), pp 111-118.
- Spackman, K. A. 2004. SNOMED CT milestones: endorsements are added to already-impressive standards credentials. *Healthcare Informatics*, 21(9), pp 54-56.
- Wu, Z. & Palmer, M. Verb semantics and lexical selection. In: Pustejovsky, J., ed. 32nd annual Meeting of the Association for Computational Linguistics, 1994 Las Cruces, New Mexico. Association for Computational Linguistics, 133-138.