

A Near Optimal Approach for Symmetric Traveling Salesman Problem in Euclidean Space

Wenhong Tian^{1,2}, Chaojie Huang² and Xinyang Wang²

¹Chongqing Institute of Green and Intelligent Technology, Chinese Academy of Sciences, Chongqing, China

²School of Information and Software Engineering,
University of Electronic Science and Technology of China, Chengdu, China

Keywords: Symmetric Traveling Salesman Problem (STSP), Triangle Inequality, Random TSP in a Unit Square, TSPLIB Instances, Approximation Ratio, k-opt, Computational Complexity.

Abstract: The traveling salesman problem (TSP) is one of the most challenging NP-hard problems. It has widely applications in various disciplines such as physics, biology, computer science and so forth. The best known absolute (not asymptotic) approximation algorithm for Symmetric TSP (STSP) whose cost matrix satisfies the triangle inequality (called Δ STSP) is Christofides algorithm which was proposed in 1976 and is a $\frac{3}{2}$ -approximation. Since then no proved improvement is made and improving upon this bound is a fundamental open question in combinatorial optimization. In this paper, for the first time, we propose Truncated Generalized Beta distribution (TGB) for the probability distribution of optimal tour lengths in a TSP. We then introduce an iterative TGB approach to obtain quality-proved near optimal approximation, i.e., $(1 + \frac{1}{2}(\frac{\alpha+1}{\alpha+2})^{K-1})$ -approximation where K is the number of iterations in TGB and $\alpha (>> 1)$ is the shape parameters of TGB. The result can approach the true optimum as K increases.

1 INTRODUCTION

The TSP is one of most researched problems in combination optimization because of its importance in both academic need and real world applications. For surveys of the TSP and its applications, the reader is referred to (Cook,2012)(An et al., 2012)(Vygen, 2012) and references therein.

After 39 years, Christofides' $\frac{3}{2}$ -approximation algorithm (Christofide, 1976) still keeps the best performance guarantee known for the symmetric traveling salesman problem satisfying triangle inequality (Δ STSP), and improving upon this bound is a fundamental open question in combinatorial optimization, see (Cook, 2012)(Gutin and Punnen, 2002) and references therein. (Vygen, 2012) also provides a detailed survey on new approximation algorithms for the TSP. (Johnson et al., 1998) provide a complete comparative study on the local optimization methods for TSP. (Cook, 2012) introduces the TSP from history to the state-of-the art. David (Johnson, 2014) discusses the importance and applications of random TSP.

(Klarreich, 2013) reports that a new progress is a 49.99...96% (totally 46 nines replaced by "...") over the optimum, a tiny margin for "graphical" traveling

salesman problems. Notice that a very small percentage improvement may also be of great impact to the total length of large TSP instances.

(Reiter and Rice, 1966) study the cost distribution of local optima under a gradient maximizing search in 39 integer programming problems. Their results suggest that the local optima follow a Beta distribution. (Golden, 1978) examines six problems from the TSPLIB archive (Reinelt,1991). The resulting estimates of optimal solutions are compared to the best solution found by the Lin-Kernighan algorithm (Lin and Kernighan,1973). The authors found that the Beta distribution is "a more appropriate distribution" than the Weibull distribution.

Recently, (Vig and Palekar, 2008), apply sampling techniques similar to Golden, and use the Lin-Kernighan algorithm to find optimal tour costs. The authors estimate raw moments from the one to four of the probability distribution of optimal tour lengths. They use these estimates to fit various candidate distributions including the Beta, Weibull and Normal cases. Vig and Palekar conclude that the Beta distribution yields the best fit.

More recently, (Stuffle, 2009) provide exact solutions to compute the mean, variance, the third

and fourth central moment of all tour lengths. The computational complexity of computing variance, the third and fourth central moment is respectively $O(n^2), O(n^4)$ and (n^6) where n is the number of nodes in a TSP.

A typical probability distribution of all tour lengths for a random TSP in a square unit is shown in Fig. 1 where the total node number is 12. An example of TSPLIB Burma14 is shown in Fig.2. Similar results are observed for different total number of cities for which all tour lengths can be obtained.

The organization of remaining parts of this paper is: our major contributions are summarized in Section 2, our methods are introduced in Section 3, and Conclusions and future work are discussed in Section 4.

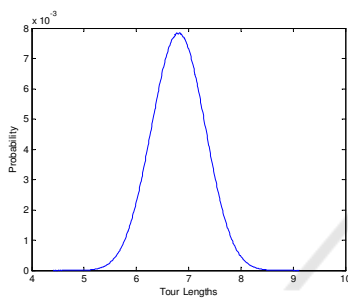


Figure 1: The probability density of random 12-node TSP in a square unit.

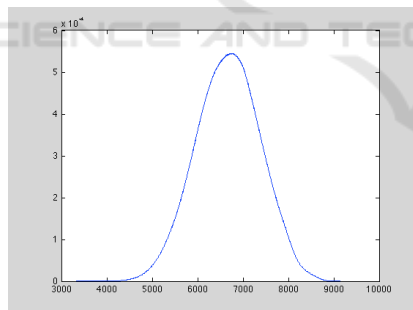


Figure 2: The probability density of all tour lengths in Burma14.tsp with 14 nodes.

2 RESULTS

The main contributions of this work can be summarized as follows:

- We propose Generalized Beta (GB) distribution as the probability density function of all tour lengths distribution in a symmetric TSP in Euclidean space (ESTSP), the four parameters of the GB can be computed from given ESTSP data directly.

- For the first time, we introduce an iterative Truncated GB (TGB) closed-form solution to obtain $(1 + \frac{1}{2} (\frac{\alpha+1}{\alpha+2})^{K-1})$ -approximation for a STSP where K is the number of total iterations in TGB, and $\alpha (>> 1)$ is the shape parameter of TGB and can be determined once the TSP instance is given. The result can approach the true optimum as K increases.

3 METHODS

Firstly, a problem formulation and some preliminaries are provided in this section.

3.1 Problem Formulation

Consider the n -node TSP defined in Euclidean space. This can be represented on a complete graph $G=(V, E)$ where V is the set of vertices and E is the set of edges. The cost of an edge (u, v) is the Euclidean distance (c_{uv}) between u and v . Let the edge cost matrix be $C[c_{ij}]$ which satisfies the triangle inequality.

Definition 1. Symmetric TSP (STSP) is TSP in Euclidean distance (called ESTSP) and the edge cost matrix C is symmetric.

Definition 2. Δ STSP is a STSP whose edge costs are non-negative and satisfies the triangle inequality, i.e., for any three distinct nodes (not necessary neighboring) $(i, j, k), (c_{ij}+c_{jk}) \geq c_{ik}$.

Definition 3. TSP tour. Given a symmetric graph G in 2-dimensional Euclidean distance and its distance matrix C where c_{ij} denote the distance between node i and j (symmetrically). A tour T has length

$$L = \sum_{k=0}^{N-1} c_{T(k), T(k+1)} \tag{1}$$

where N is the total number of nodes in G and $T(N)=T(0)$ so that a feasible tour is formed.

Definition 4. The approximation ratio of an algorithm. The ratio is the result obtained by the algorithm over the optimum (abbreviated as OPT in this paper).

Observation 1. The probability density function of all tour lengths in an ESTSP can be modelled by a Generalized Beta (GB) distribution.

This is observed in Fig. 1 and other ESTSPs for which we can obtain all tour lengths. More results are provided in next section. This is also validated and shown in (Vig and Palekar, 2008), where a scaled Beta distribution is applied with scaled mean and scaled variance. The author validated estimated results by Anderson-Darling (A-D) test and Kolmogorov-Smirnov (K-S) test for random TSP. They use these

estimates to fit various candidate distributions including the Beta, Weibull and Normal cases, and conclude that the (scaled) Beta distribution yields the best fit.

We further propose a Generalized Beta (GB) distribution. The probability density function (pdf) of GB is defined as

$$f(x, \alpha, \beta, A, B) = \frac{(x-A)^{\alpha-1}(B-x)^{\beta-1}}{Beta(\alpha, \beta)} \quad (2)$$

where $Beta(\alpha, \beta)$ is the beta function

$$Beta(\alpha, \beta) = \int_0^1 t^{\alpha-1}(1-t)^{\beta-1} dt, \quad (3)$$

A and B is the lower bound and upper bound respectively, $\alpha > 0, \beta > 0$, see (Hahn and Shpiro, page 91-98,126-128,1967). For TSP, A and B represents the minimum and maximum tour length respectively.

The four central moments, mean (μ), variance, skewness and kurtosis of the Generalized Beta distribution with parameters (α, β, A, B) are given by:

$$\mu = A + (B-A) \frac{\alpha}{\alpha + \beta} \quad (4)$$

$$Var = (B-A)^2 \frac{\alpha\beta}{(\alpha + \beta)^2(\alpha + \beta + 1)} \quad (5)$$

$$Skewness = \frac{2(\beta - \alpha)\sqrt{1 + \alpha + \beta}}{\sqrt{\alpha + \beta}(2 + \alpha + \beta)} \quad (6)$$

and Kurtosis

$$\frac{6[\alpha^3 + \alpha^2(1 - 2\beta) + \beta^2(1 + \beta) - 2\alpha\beta(2 + \beta)]}{\alpha\beta(\alpha + \beta + 2)(\alpha + \beta + 3)} \quad (7)$$

The standard deviation is then given by

$$\sigma = \sqrt{Var} \quad (8)$$

Once four central moments are known, or any four parameters of ($A, B, \mu, Var, skewness, kurtosis$) are given, then four parameters of GB, i.e., (α, β, A, B) can be determined easily from the four moments match using Eqns.(4)-(7). When the problem size is not large, the four central moments can be computed exactly using methods proposed in (Stuffle 2009). As the problem size increases, we can find any four parameters of ($A, B, \mu, Var, skewness$) firstly, then find four parameters of GB, i.e., (α, β, A, B).

For medium or large size problem, currently it is not easy to find the fourth central moment. However, the lower bound (A) can be easily computed by LKH code (Helsgaun, 2009). So in the following sections, we find four values (A , mean (μ), variance, skewness) firstly, and then compute other parameters (B, α, β). Firstly we introduce a method to compute maxTSP (B) (Gutin and Punnen, 2002).

Definition 5. maxTSP. The maximum tour length (B) is obtained using LKH where each edge cost (c_{ij}) is replaced by a very large value (M) minus the original edge cost, i.e., ($M - c_{ij}$). M can be set as the maximum edge cost plus 1.

Since the characteristics of random TSP and TSPLIB instances are different in Euclidean space, we introduce the GB as the probability density function for them separately.

3.2 GB as the Probability Density Function for Random TSP

For medium size random TSP problems with n varying from 20 to 100, we can obtain four central moments easily (Stuffle, 2009) and apply four moments match to find four parameters for GB. After obtaining four parameters, we then use linear regression to find closed-form solution to (α, β) of GB for random TSP. For $n=20$ to $n=100$, and we find that

$$\alpha(n) = 1.9197n - 32.166, R^2 = 0.9994 \quad (9)$$

$$\beta(n) = 1.1168n - 15.854, R^2 = 0.9982 \quad (10)$$

$$A(n) = 0.6932\sqrt{n} + 0.8029, R^2 = 0.9956 \quad (11)$$

$$B(n) = 0.7649n - 0.6393, R^2 = 0.998 \quad (12)$$

where R^2 is a measure of goodness-of-fit with value between 0 and 1, the larger the better. We observe that Eqns.(9)-(12) are highly accurate by extensive computation results.

Observation 2. The relative errors between estimated results (maxTSPs) by GB and LKH results are within 6.5% for random TSP.

The relative error is defines as (EstimatedValue-OPT)/OPT \times 100%. We conduct tests for $n=100$ to $n=500$. The results are shown in Fig.3 where LKH is used to obtain maxTSP (B) results. We can observe that the relative error between our results and LKH are within 6.5% off the true optimums, with an average below 5%. Table 1 shows four parameters of GB for random TSPs with n varying from 90 to 99.

3.3 GB as the Probability Density Function for TSPLIB Instances in Euclidean Distance

Firstly, we show an example of Burma14.tsp, which we can permute its all tours and find that minimum tour length (A) is 3233 and maximum tour length (B) is 9139, Mean (μ)=6679, Variance=503064, Skewness=-0.0632, Kurtosis=2.7972. Fig. 4 shows exact result (in black color) by permuting all tour

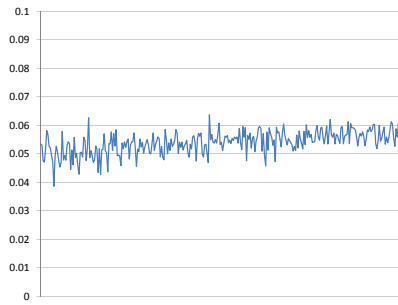


Figure 3: The relative error between estimated results by GB and OPT by LKH for Random TSP $n=200$ to 500 .

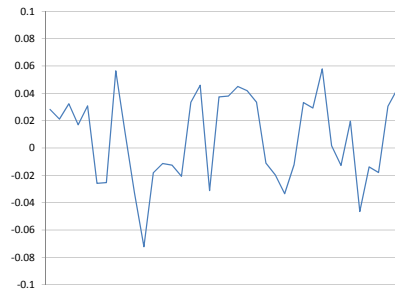


Figure 5: The relative error between estimated results by GB and OPT by LKH for TSPLIB instances for n from 14 to 52 .

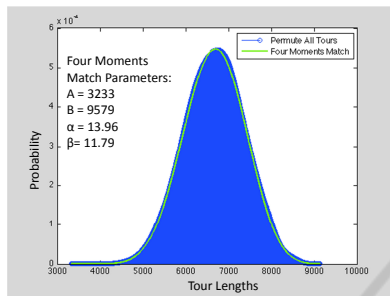


Figure 4: The exact (Permute All Tours) and estimated (Four Moments Match) probability distribution of Burma14.tsp.

lengths and estimated probability density function (in green color) by four central moment match with ($A=3233, B=9579, \alpha=13.96, \beta=11.79$). It can be observed that two results match very well.

Observation 3. The relative error between the estimated maximum tour lengths by GB and LKH results is below 7% for medium size TSPLIB instances, with an average below 5%.

We conduct tests by set $n=14$ to $n=52$ for which the four central moments can be easily computed and are given in (Stuffle 2009). Fig. 5 shows the relative error between estimated results by GB and OPT by LKH.

In Table 2 we show four parameters of GB for TSPLIB with n varying from 14 to 52.

3.4 Truncated Generalized Beta Distribution based on Christofides Algorithm

Next, we introduce our algorithm, **Truncated Generalized Beta distribution Based on Christofides Algorithm (TGB)**. TGB algorithm performs in seven steps:

- (1). Finding the minimum spanning tree MST of the input graph G representation of metric TSP;

Table 1: Four parameters of GB for some random TSP instances.

n	A(OPT)	B	α	β
90	7.18	65.75	179.68	96.49
91	7.15	69.49	180.38	96.30
92	7.01	69.18	185.51	108.55
93	8.00	71.24	182.22	100.63
94	7.73	68.58	175.38	94.00
95	7.77	69.53	181.09	105.93
96	7.40	73.10	204.60	115.61
97	8.00	74.01	186.85	107.33
98	7.73	76.44	208.67	123.96
99	7.54	74.95	203.46	109.03

- (2). Taking G restricted to vertices of odd degrees in MST as the subgraph G^* ; This graph has an even number of nodes and is complete;
- (3). Finding a minimum weight matching M^* on G^* ;
- (4). Uniting the edges of M^* with those of the MST to create a graph H with all vertices having even degrees;
- (5). Creating a Eulerian tour on H and reduce it to a feasible solution using the triangle inequality, a short cut is a contraction of two edges (i, j) and (j, k) to a single edge (i, k) ;
- (6). Applying Christofides algorithm to a ESTSP forms a truncated GB (TGB) for the probability density function of optimal tour lengths, with expectation (average) value at most $1.5OPT-\epsilon$, where ϵ is a very small value; Applying k -opt to the result of Christofides algorithm forms another TGB for probability density function of optimal tour lengths;
- (7). Iteratively apply this approach, taking the expectation value of $(K - 1)$ -th iteration as the upper bound of the K -th iteration, we have the expectation value after K iterations ($K \geq 2$).

Table 2: Four parameters of GB for some TSPLIB instances.

TSPLIB	A(OPT)	B	α	β
burma14	3323	9139	13.97	11.79
ulysses16	73.98	180.52	10.24	6.52
gr17	2085	6160	19.22	10.60
gr21	2707	10680	32.95	19.80
ulysses22	75.3	241.50	17.52	12.79
gr24	1272	4929	51.55	27.21
fri26	937	3681	28.87	16.91
bayg29	1610	6654	42.17	26.42
bays29	2020	8442	45.14	27.52

Lemma 1. Applying Christofides algorithm to a ESTSP forms a truncated GB (TGB) for the probability density function of optimal tour lengths, with expectation (average) value at most $1.5\text{OPT}-\epsilon$, where ϵ is a very small value.

Proof. This is because that Christofides algorithm assures that its result is at most 1.5OPT so that those tours with lengths more than 1.5OPT are excluded (truncated), as shown in Fig. 6 where tour lengths larger than 1.5OPT ($1.5A$) are truncated in black color.

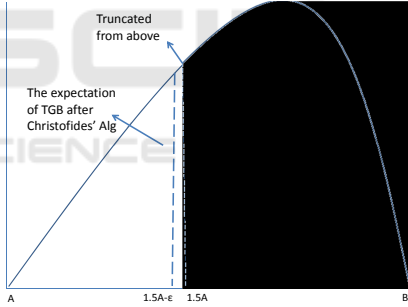


Figure 6: The Truncated GB by applying Christofides algorithm.

The TGB in this case is truncated from above. Set X as the variate of the GB, the probability density function (pdf) of TGB is given by

$$f_t^1(x, \alpha, \beta, A, B, a, b) = \frac{f(x, \alpha, \beta, A, B)}{\Pr[a \leq X \leq b]} = \frac{(x-A)^{\alpha-1}(B-x)^{\beta-1}}{\int_a^b (x-A)^{\alpha-1}(B-x)^{\beta-1} dx} \quad (13)$$

where $a=A$ and $b=1.5A$. Therefore $1.5A$ is the upper bound. We know that the average of Christofides algorithm is at most $1.5\text{OPT}-\epsilon$ (set as μ_t^1) where ϵ is a very small value, this is also validated in (Blaser et al., 2012). \square

The four parameters of GB for some random TSP and TSPLIB instances are provided in Table 1 and 2 respectively.

Definition 6. k -opt method. Local search with k -exchange neighborhoods, also called k -opt, is the most widely used heuristic method for the TSP. k -opt is a tour improvement algorithm, where in each step k links of the current tour are replaced by k links in such a way that a shorter tour is achieved (see (Helsgaun, 2009) for detailed introduction).

In (Helsgaun, 2009), a method with computational complexity of $O(k^3 + k\sqrt{n})$ is introduced for k -opt.

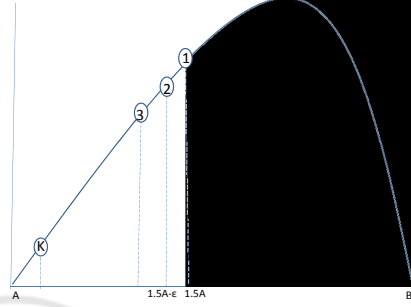


Figure 7: The Iteratively Truncated GB.

Lemma 2. Applying k -opt to the result of Christofides algorithm forms another TGB for probability density function of optimal tour lengths.

Proof. Applying k -opt to the result obtained by Christofides algorithm as shown in Fig.7. The TGB in this case is truncated from above. Denote the first truncation by Christofides' algorithm as the first truncation ($K=1$). The probability density function of the second TGB is given by

$$f_t^2(x, \alpha, \beta, A, B, a_2, b_2) = \frac{(x-A)^{\alpha-1}(B-x)^{\beta-1}}{\int_{a_2}^{b_2} (x-A)^{\alpha-1}(B-x)^{\beta-1} dx} \quad (14)$$

In this case, $a_2=A$, $b_2=1.5A$ because the distribution is based on the result after applying Christofides algorithm which assures the upper bound is at most $1.5A$, see Fig.7. Setting $\hat{x}=\frac{x-A}{B-A}$, $\hat{a}_2=\frac{A-A}{B-A}=0$, $\hat{b}_2=\frac{1.5A-A}{B-A}=\frac{0.5A}{B-A}$, we have

$$\begin{aligned} C_0 &= \int_{a_2}^{b_2} (x-A)^{\alpha-1}(B-x)^{\beta-1} dx \\ &= \int_0^{\hat{b}_2} ((B-A)\hat{x})^{\alpha-1}((B-A)(1-\hat{x}))^{\beta-1} dx \\ &= (B-A)^{\alpha+\beta-1} B_2(0, \hat{b}_2, \alpha, \beta) \end{aligned} \quad (15)$$

where

$$B_2(0, t, \alpha, \beta) = \int_0^t x^{\alpha-1}(1-x)^{\beta-1} dt \quad (16)$$

By the definition of the expectation (mean) value (denoted as μ_t^2) for $f_t^2(x, \alpha, \beta, A, B, a_2, b_2)$, we have

$$\begin{aligned} \mu_t^2 - A &= \int_{a_2}^{b_2} (x - A) f_t^2(x, \alpha, \beta, A, B, a_2, b_2) dx \\ &= \frac{\int_{a_2}^{b_2} (x - A)^\alpha (B - x)^{\beta-1} dx}{C_0} \\ &= \frac{(B - A)^{\alpha+\beta} B_2(0, \hat{b}_2, \alpha + 1, \beta)}{C_0} \\ &= (B - A) \frac{B_2(0, \hat{b}_2, \alpha + 1, \beta)}{B_2(0, \hat{b}_2, \alpha, \beta)} \\ \Rightarrow \mu_t^2 &= A + (B - A) \frac{B_2(0, \hat{b}_2, \alpha + 1, \beta)}{B_2(0, \hat{b}_2, \alpha, \beta)} \end{aligned} \quad (17)$$

Taking the expectation value of $(K - 1)$ -th iteration as the upper bound ($\hat{b}_K = \frac{\mu_t^{K-1} - A}{B - A}$) of the K -th iteration, we apply this approach Iteratively and have the expectation value after K iterations ($K \geq 2$), denoted as μ_t^K ,

$$\begin{aligned} \mu_t^K &= A + (B - A) \frac{B_2(0, \hat{b}_K, \alpha + 1, \beta)}{B_2(0, \hat{b}_K, \alpha, \beta)} \\ &= A + (B - A) g(\hat{b}_K) \end{aligned}$$

□

Next we provide the proof for our main theorem.

Theorem 1. Applying TGB iteratively, we can obtain quality-proved approximation, i.e., $(1 + \frac{1}{2}(\frac{\alpha+1}{\alpha+2})^{K-1})$ -approximation where K is the number of iterations in TGB, α is the shape parameter of TGB and can be determined or estimated once TSP instance is given.

Proof. Notice that the expectation value of the $(K-1)$ -iteration is taken as the upper bound ($\hat{b}_K = \frac{\mu_t^{K-1} - A}{B - A}$ here A is OPT and B is the maxTSP) of the K -iteration, as shown in Fig.7. Setting

$$g(\hat{b}_K) = \frac{B_2(0, \hat{b}_K, \alpha + 1, \beta)}{B_2(0, \hat{b}_K, \alpha, \beta)} \quad (18)$$

The exact expression of $g(\hat{b}_K)$ can be stated in a hypergeometric series, and

$$B_2(0, \hat{b}_K, \alpha, \beta) = \frac{\hat{b}_K^\alpha}{\alpha} F(\alpha, 1 - \beta, \alpha + 1, \hat{b}_K) \quad (19)$$

and $F(a, b, c, x)$

$$\begin{aligned} &= 1 + \frac{ab}{c}x + \frac{a(a+1)b(b+1)}{c(c+1)2!}x^2 \\ &+ \frac{a(a+1)(a+2)b(b+1)(b+2)}{c(c+1)(c+2)3!}x^3 + \dots \end{aligned} \quad (20)$$

In all cases, we have $\alpha > 1, \beta > 1, \hat{b}_K \in (0, 1)$, therefore $F(a, b, c, x)$ is an monotonic decreasing function. We have

$$\mu_t^2 = A + (B - A)g(\hat{b}_2) \leq A + 0.5A \frac{\alpha + 1}{\alpha + 2} \quad (21)$$

continue this for $g(\hat{b}_3), \mu_t^3, g(\hat{b}_4), \mu_t^4, \dots$, so forth, we have

$$\hat{b}_K \leq \frac{0.5A}{B - A} \left(\frac{\alpha + 1}{\alpha + 2}\right)^{K-1} \quad (22)$$

and

$$\begin{aligned} g(\hat{b}_K) &= \frac{B_2(0, \hat{b}_K, \alpha + 1, \beta)}{B_2(0, \hat{b}_K, \alpha, \beta)} \\ &\leq \frac{\alpha + 1}{\alpha + 2} \hat{b}_K \\ &= \frac{0.5A \left(\frac{\alpha + 1}{\alpha + 2}\right)^{K-1}}{B - A}, \end{aligned} \quad (23)$$

Therefore

$$\begin{aligned} \mu_t^K &= A + (B - A) \frac{B_2(0, \hat{b}_K, \alpha + 1, \beta)}{B_2(0, \hat{b}_K, \alpha, \beta)} \\ &= A + (B - A)g(\hat{b}_K) \\ &\leq \left(1 + \frac{1}{2} \left(\frac{\alpha + 1}{\alpha + 2}\right)^{K-1}\right)A, \end{aligned} \quad (24)$$

This means that, after the K -th iterative truncation, we can obtain the expectation value of (μ_t^K) which is close to the optimum (OPT=A) when K increases. Actually, to make the approximation less than C_0 , the TGB algorithm needs K to be at least $(1 + \frac{\log 2(C_0 - 1)}{\log(1 - 1/(\alpha + 1))})$. □

Table 3 shows OPT, α, β , iteration numbers and the approximation ratio (Appr) for TSPLIB instances with $n \leq 600$, where (α, β) are obtained (or estimated) from $(A, \text{mean}, \text{variance}, \text{skewness})$ in Eqns (4)-(7), and K is obtained in by TGB algorithm which modifies LKH code. We observe that the TGB results are consistent with LKH OPT results in most cases, there are only a few cases where TGB results are few percentage difference from OPT, with 0.2% off the true optimum on the average. For instance, the difference is 7.8% for berlin52.tsp and 1.1% for ulysses22.tsp. Our results are consistent with (Applegate et al., 2003). These results validate Theorem 1. Notice that LKH code performs very fast in practice and our results are based on average performance.

4 CONCLUSIONS

In this paper, for the first time, we proposed GB and Truncated Generalized Beta distribution (TGB) for

Table 3: Four parameters for some TSPLIB instances ($n \leq 600$).

	α	K-1	$(1+0.5(\frac{\alpha+1}{\alpha+2})^{K-1})A$	Appr
ulysses22	17.5	91	82.1	1.0042
berlin52	57.4	101	9052.4	1.0900
pr76	115.5	2451	108159.4	1.0000
rat99	128.1	1821	1219.2	1.0000
kroA100	137.3	3366	21285.3	1.0000
pr299	422.2	29117	48194.8	1.0000
lin318	563.1	39112	42042.4	1.0000
rd400	735.1	34936	15275.7	1.0000
d493	695.9	129767	35018.3	1.0000
rat575	892.03	84814	6796.36	1.0000

the probability distribution of optimal tour lengths in a symmetric TSP in Euclidean space. Notice that our TGB results are based on expectation (average) value of probability distribution, which may be overestimated for the number of iterations. In practice, LKH algorithm performs very fast, with estimated computational complexity of $O(n^{2.2})$ [9]. A few possible research directions include:

- Improving the computational complexity. Currently the Christofides algorithm with minimum perfect matching has computational complexity $O(n^3)$. For large instances, this complexity should be reduced.
- Find more efficient ways to compute especially the third and fourth central moments of a given TSP instance.
- Finding more applications. With closed-form probability density function at hand, a lot of things can be done better. For instance, computing more statistical metrics, analyzing the average performance of approximation algorithms and others.

ACKNOWLEDGEMENTS

This research is partially supported by China National Science Foundation (CNSF) with project ID 61672136, 61650110513; and Xi Bu Zhi Guang Project (R51A150Z10). A version of manuscript is posted on <http://arxiv.org/pdf1502.00447.pdf>

REFERENCES

D. Applegate, W. Cook, A. Rohe, Chained Lin-Kernighan for large traveling salesman problems, *INFORMS Journal on Computing*; Winter 2003; 15, 1; ABI/INFORM Global pg. 82.

H. C. An, Robert Kleinberg, David B. Shmoys, Improving Christofides Algorithm for the s-t Path TSP, 2012.

M. Blaser, K. Panagiotou and B. V. R. Rao, A Probabilistic Analysis of Christofides' Algorithm, *Algorithm Theory-SWAT 2012, Lecture Notes in Computer Science Volume 7357*, 2012, pp 225-236.

N. Christofides, Worst-case analysis of a new heuristic for the travelling salesman problem, Report 388, Graduate School of Industrial Administration, CMU, 1976.

W. Cook, *In Pursuit of the Traveling Salesman*, Princeton University Press, 2012.

In G. Gutin and A. Punnen, editors, *The Traveling Salesman Problem and its Variations*, Chapter 1 The Maximum Traveling Salesman Problem, Kluwer Academic Publishers, New York, NY, USA, 2002.

B. L. Golden. Closed-form statistical estimates of optimal solution values to combinatorial problems. In *ACM 78: Proceedings of the 1978 annual conference*, pages 467-470, New York, NY, USA, 1978. ACM.

G. J. Hahn and S. S. Shpiro, *Statistical Models in Engineering*, John Wiley & Sons, Inc., New York, 1967.

K. Helsgaun, General k-opt submoves for the Lin-Kernighan TSP heuristic. *Mathematical Programming Computation*, 2009,doi: 10.1007/s12532-009-0004-6.

D. S. Johnson, L. A. McGeoch, *The Traveling Salesman Problem: A Case Study in Local Optimization*, Local search in combinatorial optimization 1, 215-310, 1998.

D. S. Johnson, *The Traveling Salesman Problem for random points in the unit square: An experimental and statistical study*. Technical Report, 2014.

E. Klarreich, Computer Scientists Find New Shortcuts for Infamous Traveling Salesman Problem, *SIMONS SCIENCE NEWS*, Jan. 29, 2013.

S. Lin, B. W. Kernighan, An effective heuristic algorithm for the traveling-salesman problem. *Oper. Res.*21, 498-516 (1973).

LKH codes, <http://www.akira.ruc.dk/keld/research/LKH/>, last accessed Jan. 15th of 2015.

G. Reinelt. TSPLIB, a traveling salesman problem library. *ORSA Journal on Computing*, 3(4):376-384, 1991.

S. Reiter and D. B. Rice. Discrete optimizing solution procedures for linear and nonlinear integer programming problems. *Management Science*, 12(11):829-850, 1966.

P. J. Sutcliffe, *Moments over the Solution Space TSP*, PhD Thesis, University of Technology, Sydney, 2009.

V. Vig and U. S. Palekar. On estimating the distribution of optimal traveling salesman tour lengths using heuristics. *European Journal of Operational Research*, 186(1):111-119, April 2008.

J. Vygen, New approximation algorithms for the TSP, *OPTIMA* 90 (2012), 1-12.