

MPT: Suite Tools to Support Performance Tuning in NoSQL Systems

M. El Malki, H. Ben Hamadou, N. El Malki and A. Kopliku
IRIT: Institut de Recherche en Informatique de Toulouse, France

Keywords: NoSQL, Cassandra, MongoDB, Monitoring, Tuning Performance.

Abstract: NoSQL databases are considered as a serious alternative for processing data whose volume reaches limits that are difficult to manage by relational DBMS. So far, they are praised for the capability to scale, replication and their capability to deal with new flexible data models. Most of these systems are compared to read/write throughput and their ability to scale. However, there is a need to get more in depth to monitor more precise metrics related to RAM, CPU and disk usage. In this paper, we propose a benchmark suite tools that enables data generation, monitoring and comparison. It supports several NoSQL systems including: column-oriented, document-oriented as well as multistores. We present some experimental results that show its utility.

1 INTRODUCTION

Within the last years, the incredible increase of data has contributed to the development of new data management systems known as Not Only SQL (NoSQL) systems. They are based on four data models (Corbellini et al., 2017): column-oriented, graph-oriented, document-oriented and key-value oriented (Cattel, 2017). In few years, NoSQL systems have become a reliable alternative to relational systems. They are well known for their horizontal scaling and their ability to absorb extremely large variable data with in fault-tolerant environments. NoSQL systems provide a high availability environment, *i.e.*, the system makes sure that there is a response for every query.

However, to ensure such availability, NoSQL systems incorporate highly optimized read/write mechanisms, which require important memory resources (Talha Kabakus et al., 2016; Xiang et al., 2010).

The read mechanism is tightly related to the writing mechanism configuration (Xiang et al., 2010). A maximum optimization of the writing performances affects the reading performances and vice versa (Cattel, 2011). Therefore, many systems allow **performance tunings** that enable database administrators/data architects to tune the performance of the NoSQL system with respect to read/write or querying workloads. Tuning is usually done and tested before deployment of solutions. This step stands to evaluate major of NoSQL system

performances; system resources utilization *i.e.* adjusting the memory and the resources usage, in order to achieve the expected performance.

It becomes important to have benchmarks that can enable comparison and monitoring on different NoSQL systems. We need these benchmarks within each system to check tuning performance and we need them to compare the different NoSQL systems. We also need to be able to measure performance in multistores (Valduriez et al., 2015).

Unfortunately, performance tuning faces two additional constraints:

- **Multistores Support.** According to numerous studies, NoSQL systems have been developed for specific tasks. It is though often necessary to combine multiple stores together, such systems are called multistores (Lu, et al, 2017).
- **Data Synchronizations Issues within the Cluster.** NoSQL systems are designed to be fault-tolerant. Indeed, the loss or the temporary absence of a node within the cluster is not automatically detectable by the user. While read/write operations are ensured on the other nodes. Nevertheless, the recovery of the unavailable node requires its synchronization with the other nodes, *i.e.* a coordination process so that all nodes have a copy of the most recent data. This process can be performed manually (DBA administrator) and it should be performed locally at each node. This process may add extra overhead due to

the unnecessary resources usage and dramatically impact read/write performances. Therefore, the last challenge consists in proposing a continuous nodes maintenance by automating the recovery operations i.e. repair process.

In this paper, we present a benchmarking tool that enable DBA to tune and monitor the NoSQL performances with guarantee to best resources usages. Our suite tools is built to offer for both academia and industrial a useful benchmarking tools with a reference dataset and a set of exploratory queries. To the best of our knowledge, we introduce our benchmarking suite as one of the fewer solutions that supports multistores systems. More precisely the benchmark provides:

- performance tuning interface: setting configuration parameters
- monitoring tool: displaying metrics in real-time fashion
- benchmarking tool: data loading and exploratory queries execution.

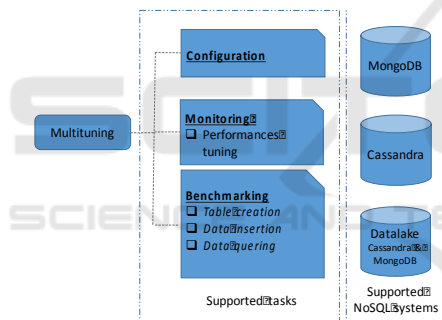


Figure 1: Functionalities Supported.

In this paper, we introduce the motivations behind the experimental works showing the use cases of the benchmark. We study the impact of tuning parameters while dealing with read/write performances. We set different configurations parameters in order to tune: cache memory, write buffers, heap size (1/2thHeap Size, 1/4th heap size). In each case, we study their impacts on different metrics such as CPU usage, read/write throughput, memory usage

The paper is organized as follows. In the next section, we present the related works. In Section 3 we describe our benchmark and finally we present our experimental work and the conclusion.

2 RELATED WORK

Recently several benchmarks have been developed within the NoSQL systems (Murugesan et al., 2014; Cooper et al., 2015; Dehdouh et al. 2015; Chevalier et al., 2015). Among these tools, significant focus is devoted to the study of the three V's (volume, variety, veracity of data) and the comparison of logical data-models. In this paper, we focus on performance tuning on NoSQL systems. Works can be distinguished based on the nature of:

- performance tuning;
- data synchronization (data repair).

2.1 Performance Tuning

In this subsection, we investigate performance tuning works by studying two domains: academic works and industrial tools.

In the context of academic works, we start by citing the work presented in (Sathvik, 2013), that studies the tuning performances within the column-oriented model, Cassandra (Veronika et al., 2013). It determines the metrics related to the memory usage and exposes their impact on the read/write mechanisms (Sathvik, 2013). These same metrics were integrated by (Prassana 2012) within a tool that provides a graphical visualization of these metrics. In (Murugesan et al., 2013) the authors analyse the different logging methods offered by comparing them to standard method.

Several other works have also focused on studying performances in Cloud platforms (Wu et al., 2013) and Hadoop frameworks (Dede et al., 2013). (Wu et al., 2013) discusses the difficulties and the complexity of monitoring cloud platforms and the authors propose a scalable monitoring platform, based on two integration methods, called data extraction and data storage, using Ganglia and Cacti (Wu and al., 2013). In (Gabriel et al., 2015), the authors draw up a description of the monitoring tools focuses on tools tailored for Hadoop.

As it concerns industrial tools, we noticed that there was a real interest for developing monitoring tools, regardless of the benchmarks tuning.

We also figured out that the monitoring tools specifically designed for Cassandra are not actually very common. Moreover, Cassandra exposes essential metrics for cluster monitoring via JMX (Sam R. Alapati, 2018), which makes it possible to be used by monitoring tools based on JMX like Ops Center and Devcenter, which help to keep tracks of the resources (Memory, CPU, cache) usage. These tools have been specifically developed for Cassandra

by the Datastax editor with a commercial version for professional use. As it comes to MongoDB, it has embedded basic monitoring capabilities as *mongostat* and *mongotop* (MongoDB User Guide, 2016). Also, there are several plugins that allow the integration of MongoDB in most of the popular performances monitoring tools, to mention *Munin*, *Ganglia*, *Cacti*, *Zabbix* or *Nagios*. These solutions are not specific to MongoDB but they are adapted to be compatible with.

Table 1: Benchmarking NoSQL tools.

tool	Configuration	Benchmarking	Monitoring
OPSCenter		x	x
NAGIOS			x
JCONSOLE			x
Cassandra STRESS	x		x
YCSB		x	
Our solution	x	x	x

However, despite the fact that all of the above mentioned tools offer important performance monitoring interfaces for major of NoSQL systems', they were built to run exclusively on a specific NoSQL system or there is a need to run them separately on each of the desired systems. Moreover, in the context of multistore, it is necessary to have a monitoring tool able to support several DBMS at once. To our knowledge, a tool capable of monitoring so-called multistore solutions has not been proposed yet (Table 1).

Moreover, by studying performance tuning, we must also consider cumbersome NoSQL issues such as data synchronization.

2.2 Data Synchronization (Data Repair)

Related works on NoSQL architectures emphasize the fact that NoSQL systems do not support transaction management (Abadi et al., 2014). The CAP theorem, on which NoSQL systems are based, does not ensure data coherency between the different nodes (Abadi et al., 2014). In the case where data is highly distributed over multiple datacenters, an update operation may take significant delay to be replicated on different datacenters. Furthermore, data centers may not have the same version of data at the same time. This kind of problem occurs mainly when one data node becomes unavailable for a while. The latter must synchronize the latest versions of data that have been modified during its unavailability.

To our knowledge, there is a lack of academic works that enable automatic repair process. This industrial solutions as *Cassandra stress* and *Opscenter* are commercial solutions.

The concern of our article is to present a benchmark that allows evaluations of the performance while tuning different configuration parameters, i.e. before the deployment phase.

3 NoSQL SYSTEMS

In this section we describe two systems used in our solution, the column-oriented model with Cassandra and the document-oriented model with MongoDB.

3.1 Cassandra

Cassandra is a column-oriented data system based on a master-master architecture. It is optimized for fast and highly read/write operations. In what follows we give a description on the read/write mechanisms inside Cassandra.

Path Write. During a writing operation, the data is firstly written into a log called *commitlog*, and it is also written into a memory structure called *memtable*. A writing operation is validated if both of the previous operations have been successfully processed. This same process is done in every node. Secondly, *memtables* are sequentially flushed to the disk, onto *SSTables* structures. This operation called *flush* is invoked when the memtable content exceeds the configurable threshold.

Moreover, *SSTables* are immutable, and each one can have different versions accumulated on disk. These different versions must periodically be consolidated. The merging process is called *compaction*; it can significantly impact the reading performance according to adopted compaction strategy.

Read Path. For each read requests, the coordinator is responsible to assign the request to the nodes that offer higher availability in order to return data with the latest version, the result of an active *memtable* and different *SStable* must be combined. The read process is performed via two main steps. On the first step, it verifies if the data is available on row cache memory. If not, it must, on the second step, merge the different *SStable* to return the most recent version.

3.2 MongoDB

MongoDB is a document-oriented database with a high horizontal scalability. The main idea of MongoDB is to freely evolve and make shards to improve read/write performances. Unlike Cassandra, MongoDB is based on a master-slave architecture and the OS takes in charge the cache writing. Indeed, the memory usage of MongoDB is under the control of the operating system's virtual memory. In other words, MongoDB will use memory as much as it is available, and it will switch to disk if needed. Deployments with enough RAM memory for the application's data will achieve best performances. Since version 3, MongoDB has introduced a new storage engine called *WiredTiger*, which allows the specification of a maximum cache size, which did not exist in the old storage engines (*MMAPv1*, *TokuMX*, *Rocks*).

Like Cassandra, the write process is not instantaneous. Data is first written in the log files (*commitlog*) and then is written to the disk with respect to the configuration parameters.

In the NoSQL systems, numerous configuration strategies can be envisaged. The adequate configuration choice must reply to the expected workloads. The monitoring tools help to ensure the best strategy. In the following, we describe our tool suite to improve tuning performances.

4 BENCHMARKING TOOL *MPT*

The name of the proposed benchmark suite is *MPT* (*Management Performance Tool*). It is designed to support the resources management and used in a NoSQL multistore. The particularity of *MPT* is the fact that it is able to adjust, monitor and compare two NoSQL systems' performances: columns-oriented and documents-oriented. The tool also evaluates the systems separately.

MPT includes the following main components:

- Configuration Tool: it allows the configuration of the parameters related to the read/write mechanisms.
- Benchmarking Tool: it compares the memory usage within two NoSQL systems.
- Monitoring Tool: it tracks the metrics related to the resources' usage in both systems.

4.1 Configuration Tool

Since setting the configuration files may be sometimes a cumbersome task, *MPT* allows

administrators to manipulate them in a graphical mode and thus set the different parameters so they can be evaluated easily.

As there are many configuration parameters, we focus on those having a direct impact on the performance of the read/write operations, *i.e.* performance and system resource usage tuning, including commit log, compaction, memory, disk I/O, CPU, reads, and writes. *MPT* is able to distinguish between common parameters for both systems and specific ones. More precisely, regarding the common parameters, we are concerned with the following aspects.

Cache Memory. There are two types of cache: *row_cache* and *key_cache*. Row cache temporarily keeps the data written into the Heap memory and therefore, during a reading operation, it allows a quick response without accessing the disk. However, as the cache size is limited, *i.e.* in Cassandra 2.2 and later, it is fully stored into off-heap memory using a new implementation that relieves on garbage collection pressure in the JVM. The subset stored in the row cache use a configurable amount of memory for a specified period of time. It is necessary to determine the cycle for flushing data to disks. The related parameters are:

- *key_cache_keys_to_save*
- *key_cache_size_in_mb*
- *key_cache_save_period*

For the specific parameters for each system, we focus on the following aspects. We start by the parameters related to Cassandra configuration.

Compaction and Compression Strategies. These two aspects are the main resource usage regulators in Cassandra and they can often cause a fail if the following parameters are not properly set:

- MemTable allocation type
 - MemTable cleanup threshold
 - File cache size
 - MemTable flush writer
 - MemTable heap/offheap space
 - Memtable_heap_space_in_mb
 - Compaction_throughput_mb_per_sec
 - Concurrent_compactors

After defining the different specific configuration parameters for Cassandra, we introduce now the ones related to MongoDB.

Storage Engine. MongoDB offers the possibility to choose among one from four storage engines. Only the latest storage engine *Wiredtiger* offers the possibility to set the cache memory. The other three ones delegate the memory management to the OS system. We dress the different setting parameters in Table 2.

Table 2: Parameter’s configuration related tuning performance.

	Metrics	Nom metrics
Cassandra/Cassandra	Key Cache	key_cache_keys_to_save key_cache_size_in_mb key_cache_save_period
	MemTable	MemTable allocation type MemTable cleanup threshold File cache size MemTable flush writer MemTable heap/offheap space Compaction_throughput_mb_per_sec Concurrent_compactors
	Commitlog	CompletedTasks PendingTasks TotalCommitLogSize

4.2 Benchmark Tool

In this section, we describe the main functions of the suite tool, which allows benchmarking the memory usage.

The tool tracks in real-time the memory used by the NoSQL system process. This metric enables us to study the memory at different phases:

- (i) **The Table Creation Phase.** The user can specify the number of tables to be created and thus follow step by step the memory allocation for each table. The data schema follows the flat logic model (Chevalier et al., 2015) *i.e.* all attributes are flat without any nesting level according the following schema: {id, name, username, old, city, mobile}. The attribute id is used as a partitioning key.
- (ii) **Data Loading.** The user can track the memory allocated and used for the population process of each table. The inserted data is generated randomly. The tool integrates a data generator where the number of rows is a random number between 107 and 1012. The data is generated once for both systems.
- (iii) **Data Querying.** The tool provides 12 queries.
 - 4 queries with a simple selection;
 - 4 queries with a “where” clause on the partitioning keys.
 - 2 queries with a “where” clause on keys that are not part of the partitioning key.
 - 2 queries with a “group by” clause

The user can specify the query to evaluate and track the allocated memory for each queried table. The comparison of the NoSQL logic models is not the subject of this study, many works have already conducted in this direction (Chevalier et al., 2015).

4.3 Monitoring Tool

Using JMX, Cassandra and MongoDB provide metrics related to each node in text/log formats. We extract these metrics and present them as a graph. Thus, the user can specify the desired metrics and follow in real time the metrics evolution.

The user can also specify the metrics to be displayed for the whole cluster. We choose to not centralize the data and to monitor each node behaviour at the same interface.

The extracted metrics are reported in table Table 2.

4.4 GUI

The home interface of the GUI allows choosing the system to be evaluated, Cassandra, MongoDB or the multistore.

Thereafter, there are two tabs, a tab for configuration and a tab for benchmarking monitoring. The configurations tab allows the user to set the parameter values in the configuration subsection. The second tab contains the memory usage graphs, which are structured as follows:

- A graph for “table creation” phase, which displays the memory in MB, used for each created table.
- A graph for “loading” phase that displays the memory used for the data inserted onto each table.
- A graph for “reading” phase that displays the memory used for each queried table, in MB.
- A Simulation graph, which combines the results of the three previous graphs.
- A graph to track the performance tuning behaviour.

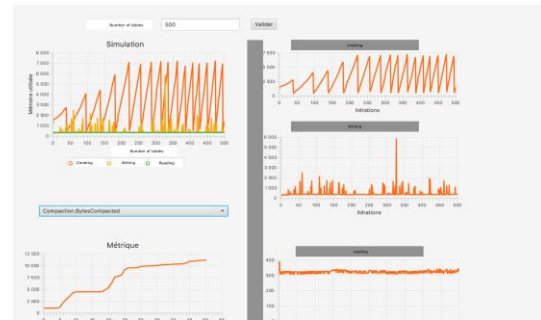


Figure 2: interface of our solution MPT.

4.5 Automatic Synchronization (Repair) Process

In order to synchronize the data, NoSQL systems integrate a synchronization tool generally called Repair. It consists of manually executing a repair operation at each node. This repair process is based on Merkle tree, i.e. comparing each partition of table/document with other partitions of other replicas. This process significantly increases the CPU usage due to the important number of comparisons. This CPU usage is more important if other read/write processes are running at the same time. In our solution, we have built a script to automatize the repair process. It is executed at Cassandra start and it is based on the following rules:

- A repair operation is launched in continuous each ten days. This interval is used to do not impact the others process as the compaction.
- A repair operation is not launched if read/write is running.
- A repair operation is not launched if compaction operation is running.
- Only one repair operation can be launched at the same time.

5 EXPERIMENTS

In this section, all the experiments were conducted using a single node server that is a *i5 3.4GHz* processor coupled with *8GB* of RAM and two *2TB* SATA disks that runs under *CentOS 7*, used to evaluate *MongoDB v3.4.2*. we use another server with the same characteristics to evaluate *Cassandra v3.1.0*. We used the data loading component benchmark of the tool suite (1) to create table and documents, (2) to load generated data into MongoDB/Cassandra and (3) to query data. The data is generated using *csv* format for Cassandra and *json* format for MongoDB.

This is done for illustrative purposes to show that we can generate, load and query data with our benchmark. Also, we show that we can monitor each benchmark phase and all metrics related to performance tuning. Precisely, we evaluate:

Memory usage with $\frac{1}{4}$ th heap size and $\frac{1}{2}$ th heap size in both systems Cassandra and MongoDB.

Comparing our solution with another monitoring tool, Jconsole.

5.1 Memory Usage in Cassandra

In this first experiment, we study the performances by limiting cache memory at $\frac{1}{4}$ of heap memory i.e. 2 GB. The results are obtained in real time.

In Figure 3-5 describe the allocated memory (RAM) for the regarding three phases (Figure 3 & 4): table creation, data loading and data querying. Each figure shows the memory usage per table. In the graph related to table creation phase, we note a maximum of 75 MB at the end of this phase. A maximum of 60 MB during the phase of data writing (Figure 5) and a maximum of 40 MB during data reading phase.



Figure 3: Overall Memory usage for three phases (Memory/table).

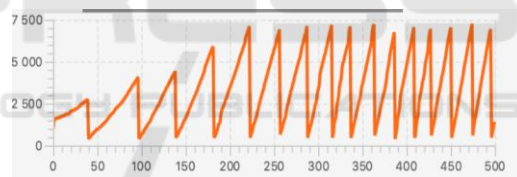


Figure 4: Memory usage at creating phase (Memory/table).

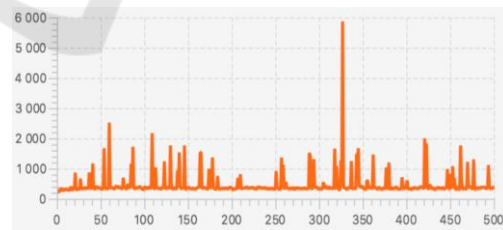


Figure 5: Memory usage at writing phase (Memory/table).

5.2 Comparing MPT with JConsole

In this experiment, we compare memory usage using another monitoring tool JConsole. As a reminder, JConsole is a monitoring tool known in Java environments since several years. We compare results provided by JConsole tool and the results provided by our tool. The results are reported in the Figure 5 and Figure 6.

We conduct the same experiment *i.e.* evaluation of three phases with $\frac{1}{4}$ of heap and $\frac{1}{2}$ of heap.

The Figure 6 shows that the max is 3.1GB for $\frac{1}{2}$ th heap *i.e.* 4 GB and 1.6 GB for $\frac{1}{4}$ of heap *i.e.* 2GB. Unlike our solution, distinguishing between results of each phase can be extremely difficult. In simulation Figure 3, we can see that it is possible to monitor separately the three phases.

JConsole does not handle memory usage for specific applications but it indicates memory usage for all Cassandra processes that turn at the same time. Thus, JConsole does not offer the same flexibility than our solution and it is impossible to adjust performance according the application. Note that the results are given as times series and not by table/document.

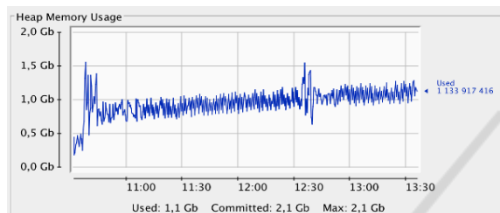


Figure 6: Usage memory using JConsole with 2GB.

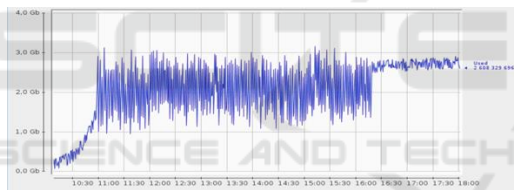


Figure 7: Usage memory using JConsole with 4GB.

Another advantage for our solution when compared to JConsole is the fact that it cannot evaluate Cassandra/ MongoDB metrics as we can represent in the following experiment (Figure 8). In this experiment, we show that our solution is capable to report the metrics related to the performance tuning. For example, In the Figure 8, we report in KB the size of data flushed per number of table during the compaction operation. The volume of data compacted is more important due to number of flush writer. We reach 750 MB at table number 300.

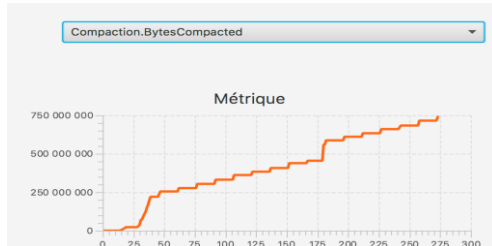


Figure 8: Metrics of data compacted in Cassandra.

This result is directly related to operation of memory release that we can observe in In Figure 3.

In fact, in Figure 3, we can also shows the memory for release operations. The number of *memtable* flush is significantly decreases when cache memory free decreases. The number of flush writer starts at each 100 *memtables* to achieve 30 *memtables*. This is explained by two different mechanisms. The first is related to the limited lifetime of Cassandra tables. *Memtables* must be written in SST before memory release. The second mechanism is related to the manipulation of the JVM memory. The garbage collector is triggered to release the old java objects.

In Figure 7, we observe the flush writer with $\frac{1}{2}$ th of heap. The number of flushed *memtables* is less important than the previous configuration. The interval flushing is largest; we note a flush operation at each 210 *memtables*. This is explained by a cache memory that is found to be more important.

These results impact the read/write mechanisms and the CPU utilization.

5.3 CPU Usage Performances

In this experiment we evaluate and compare CPU utilization.

In Figure 9, we report the CPU utilization with $\frac{1}{4}$ th of heap size. We can see that we exceed 70 % of CPU usage during table creation phase. The utilization of CPU becomes less important to reach a maximum of 35% in loading phase and 12% at reading phase.

In Table 3, we report all results in both configuration ($\frac{1}{4}$ th and $\frac{1}{2}$ th heap). We note that the CPU usage decreases while increasing the heap memory.

Table 3: Comparing CPU utilisation.

	$\frac{1}{4}$ th heap	$\frac{1}{2}$ th heap
min	3.5%	2.8%
max	72%	44%
average	17%	10%

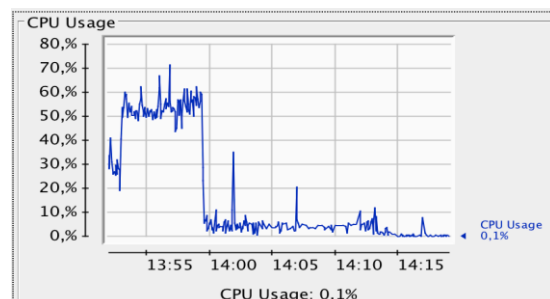


Figure 9: Usage CPU with heap of 2 GB.

6 CONCLUSION

This paper presents a suite of tools that enable benchmarking and monitoring for NoSQL systems by considering the columns-oriented model, Cassandra and documents-oriented model, MongoDB. We build a complete suite of tools integrating a configuration tool, a benchmarking tool as well as a monitoring tool. We also proposed an automation process of data synchronization.

We conduct experiments to show the need and the requirements of this solution, and we evaluate the performances on the read/write mechanisms. Our experiments show that we can facilitate the real-time monitoring of Cassandra and MongoDB metrics by offering graphical reports.

As perspectives, we plan to publish the developed tool online to allow researchers and industrials to conduct all the experiments in a real-conditions. Also, we plan to compare our tool with the native alternative tools of existing NoSQL systems.

REFERENCES

- D. Abadi, R. Agrawal, A. Ailamaki, M. Balazinska, P. A. Bernstein, M. J. Carey, S. Chaudhuri, J. Dean, A. Doan, M. J. Franklin, J. Gehrke, L. M. Haas, A. Y. Halevy, J. M. Hellerstein, Y. E. Ioannidis, H. V. Jagadish, D. Kossmann, S. Madden, S. Mehrotra, T. Milo, J. F. Naughton, R. Ramakrishnan, V. Markl, C. Olston, B. C. Ooi, C. Ré, D. Suci, M. Stonebraker, T. Walter, and J. Widom. 2014. The Beckman Report on Database Research. SIGMOD 2014 -. 43, 3 61-70.
- A. Jacobs, "The pathologies of big data," *Communications of the ACM*, vol. 52, no. 8, pp. 36–44, Aug. 2009
- Abdullah Talha Kabakus and Resul Kara A performance evaluation of in-memory databases, *Journal of King Saud University - Computer and Information Sciences*
- A. Ghazal, T. Rabl, M. Hu, F. Raab, M. Poess, A. Crolotte, and H. Jacobsen.. BigBench: towards an industry standard benchmark for big data analytics. SIGMOD'13. 1197-1208
- C. Bondiombouy, B. Kolev, O. Levchenko, P. Valduriez Multistore Big Data Integration with CloudMdsQL T. Large-Scale Data- and Knowledge-Centered Systems 2016 28: 48-74
- Chevalier M, El Malki M, Kopluku A, Teste O, Tournier R Benchmark for OLAP on NoSQL technologies comparing NoSQL multidimensional data warehousing solutions RCIS 2015, pp 480–485
- Corbellini, Alejandro, MATEOS, Cristian, ZUNINO, Alejandro, et al. Persisting big-data: The NoSQL landscape. *Information Systems*, 2017, vol. 63, p. 1-23
- Cooper BF Yahoo! cloud serving benchmark, 31 Mar 2010 <https://s.yimg.com/ge/labs/v1/files/yccb-v4.pdf>.
- Dede E, Govindaraju M, Gunter D, Canon RS, Ramakrishnan L. Performance evaluation of a mongodb and hadoop platform for scientific data analysis. workshop on scientific cloud computing
- G. Iuhasz and I Dragan An Overview of Monitoring Tools for Big Data and Cloud Applications SNASC '15
- Alapati S.R. (2018) Securing Cassandra. In: Expert Apache Cassandra Administration. Apress, Berkeley
- K. Dehdouh, O. Boussaid, and F. Bentayeb, "Columnar nosql star schema benchmark," in *Model and Data Engineering*. Springer, LNCS 8748, pp. 281–288, 2014
- K.-H. Lee, Y.-J. Lee, H. Choi, Y. D. Chung, and B. Moon, "Parallel data processing with mapreduce: A survey," SIGMOD pp. 11–20, 2012.
- Lu, Jiaheng, Holubova, Irena, Multi-model Data Management: What's New and What's Next? EDBT 2017, pp. 602-605, Venice, Italy, March 21-24, 2017
- MingLi Wu, Zhongmei Zhang and Yebai Li, "Application research of Hadoop resource monitoring system based on Ganglia and Nagios," 2013 IEEE 4th SES
- MongoDb User guide : <https://docs.mongodb>
- P. Murugesan and I. Ray, "Audit Log Management in MongoDB," 2014 IEEE World Congress on Services, Anchorage, AK, 2014, pp. 53-57.
- Peng Xiang, Ruichun Hou and Zhiming Zhou, "Cache and consistency in NOSQL," 2010 Science and Information Technology, Chengdu, 2010, pp. 117-120.
- Rick Cattell. 2011. Scalable SQL and NoSQL data stores. SIGMOD Rec. 39, 4 -12-27
- Sathvik Katam Performance Tuning of Big Data Platform Cassandra Case Study Faculty of Computing. Blekinge Institute of Technology
- Stonebraker, M., 2010. SQL databases v. NoSQL databases. *Commun. ACM* 53, 10–11.
- TPC, Transaction Performance Council, "TPC <http://www.tpc.org/>