

# Practising Public Speaking: User Responses to using a Mirror versus a Multimodal Positive Computing System

Fiona Dermody and Alistair Sutherland  
*School of Computing, Dublin City University, Dublin, Ireland*

**Keywords:** Real-time feedback, Multimodal Interfaces, Positive Computing, HCI, Public Speaking.

**Abstract:** A multimodal Positive Computing system with real-time feedback for public speaking has been developed. The system uses the Microsoft Kinect to detect voice, body pose, facial expressions and gestures. The system is a real-time system, which gives users feedback on their performance while they are rehearsing a speech. In this study, we wished to compare this system with a traditional method for practising speaking, namely using a mirror. Ten participants practised a speech for sixty seconds using the system and using the mirror. They completed surveys on their experience after each practice session. Data about their performance was recorded while they were speaking. We found that participants found the system less stressful to use than using the mirror. Participants also reported that they were more motivated to use the system in future. We also found that the system made speakers more aware of their body pose, gaze direction and voice.

## 1 INTRODUCTION

As the saying goes 'practice makes perfect'. This is particularly true for Public Speaking. In this paper we are focusing on two different approaches to practising public speaking. The first approach is the traditional way of practising speaking, which is to speak in front of a mirror. This has been recommended by Toastmasters International, an international organisation that helps people develop their communication skills (Toastmasters International, 2018). An additional reason for choosing this approach is that most people would have access to a mirror. While a mirror may be accessible, there are a number of issues with it. It is dependent on the speaker's own subjective assessment of their speaking performance. People do not always like seeing themselves speak in a mirror. A similar finding was found in our previous study (Dermody and Sutherland, 2018a). We noted that the majority of speakers did not like seeing themselves represented in live video stream as they found it distracting. We also reported that speakers when seeing themselves on video tended to focus less on their speaking and more on their physical appearance. Finally, a mirror cannot give any feedback on the speaker's voice.

The second approach is to practise using a multimodal Positive Computing System, which will be described in this paper.

In our previous study we compared user responses to seeing themselves on screen represented as an avatar and video stream. In both instances, visual feedback was displayed by the system to the users. In this study we are comparing the avatar version of the system with a mirror. When using the system users receive visual feedback on their speaking behaviour. No feedback was provided by the mirror. Users just saw their own reflection.

## 2 POSITIVE COMPUTING

Positive Computing is a paradigm for human-computer interaction (Calvo and Peters, 2015), (Calvo and Peters, 2014), (Calvo and Peters, 2016). It has been put forward as an appropriate paradigm for multimodal public speaking systems (Dermody and Sutherland, 2018b). This can be illustrated by looking at the spheres of Positive Computing, see Figure 1. In relation to multimodal systems for public speaking, the external activity is the user's speaking ability, the technology environment is the multimodal system and the personal development is a reduction in stress while speaking in public. As noted by (Dermody and Sutherland, 2018b), using the system should be an enjoyable experience and should not add to any anxiety already experienced by a user.

Dermody and Sutherland made the following rec-

ommendations: Users should not feel stressed or dictated to when interacting with the system. While visual feedback is displayed by the system, users have the choice or autonomy over what feedback they choose to react to. The other point in relation to feedback is that the feedback is non-directive. The purpose of the feedback is to make the user aware of their speaking behaviour, not to tell them what to do. During a review of the multimodal system for public speaking, Presentation Trainer, experts found that the system should 'shift focus and become a tool to develop awareness of nonverbal communication, instead of correcting it' (Schneider et al., 2017). Users should see themselves represented on screen as a full 3D avatar because this allows them to assess their full 3D body pose but does not distract them with details of their personal appearance. The research question posed in this paper is, how do users respond to these two approaches?



Figure 1: The Spheres of Positive Computing (Calvo and Peters, 2014).

### 3 SYSTEM DESCRIPTION

We will present a brief description of our multimodal Positive Computing system for public speaking. It has been described in greater depth in our previous work (Dermody and Sutherland, 2016), (Dermody and Sutherland, 2018a), (Dermody and Sutherland, 2018b). The term 'multimodal' refers to the fact that the system detects multiple speaking modes in the speaker such as their gestures, voice and eye contact. Gestures, body posture, gestures and gaze direction are all important aspects of public speaking (Toastmasters International, 2011), (Toastmasters International, 2008). The user can select if they want to receive feedback on all speaking modes or a subset of them. The system consists of a Microsoft Kinect 1 connected to a laptop. The system uses the Microsoft Kinect to sense the user's body movements, facial ex-

pressions and voice. The user stands in front of the system and speaks. The speaker can see themselves represented on screen as an avatar. Visual feedback is given on a laptop screen in front of the user. The feedback is displayed in proximity to the area it relates to. The objective of the system is to enable the user to speak freely without being interrupted, distracted or confused by the visual feedback on screen.

#### 3.1 System Feedback

Feedback on the speaker's voice is given by a track, which consists of a moving line where the horizontal axis represents time and the vertical axis represents pitch. The width of the line represents volume i.e. the loudness with which the user speaks. Syllables are represented by different colours. The density of the syllables represents the speed with which the user is speaking.

The system also displays a visual feedback icon near the avatar's hands to indicate that the user is touching their hands. Feedback is also given on gaze direction using arrows near the avatar's head. The aforementioned feedback can be seen in Figure 2. For the purposes of this study, we chose to only look at these feedback items. However, the system can provide feedback on other speaking behaviours as detailed in our previous work. These particular speaking behaviours were chosen because they have been rated as important by experts in public speaking (Toastmasters International, 2011), (Toastmasters International, 2008). A speaker's open gestures and varying eye contact have been found to impact on audience engagement.

### 4 STUDY DESIGN

The study had 10 participants (4F, 6M). Participants were selected from the staff and student body at our university. The study was designed to be a one-time recruitment with a duration of 25 minutes per participant. The participants completed a preliminary questionnaire on demographic information and a post-questionnaire. 9 of the participants were novice speakers who had done some public speaking but wished to improve their skills in this area. One participant described himself as an accomplished speaker who was keen to participate in the study. None of the participants had used a multimodal system for public speaking previously.

The post-questionnaire consisted of eleven items. User experience was evaluated using three questions on naturalness, motivation to use the application again




Figure 2: System Display with the user represented as the avatar. The feedback is displayed on gaze direction, hands-touching and voice graph. The voice graph represents the pitch of the user's voice. The colours represent different syllables and the width of the line represents the volume (loudness) of the voice.

and stress experienced using the application. Awareness was evaluated using four questions on awareness of feedback and speaking behaviour, anything learned during the test session. Participants were also asked a question on whether they had used a digital system or mirror to practise their public speaking in the past. An open question was added asking what the participant liked about using the mirror/system. A final open question was added for additional comments.

#### 4.1 Pretest

A pretest, consisting of one participant, was conducted to test the experimental setup and the study surveys.

An interesting point was noted during the pretest. The pretest participant remarked that she always speaks with her hands held together. While she was aware of the feedback being displayed by the system highlighting that her hands were together, she chose to keep them together because 'that is the way I speak. I feel comfortable speaking like this'. It raised an interesting issue in relation to evaluating a system like this because it shows that users may be aware of feedback but may not react to it. In other words, the feedback may not result in an observable change in user

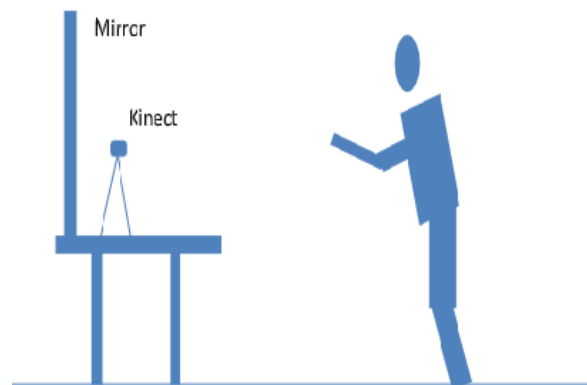


Figure 3: Study Setup using full-length Mirror.

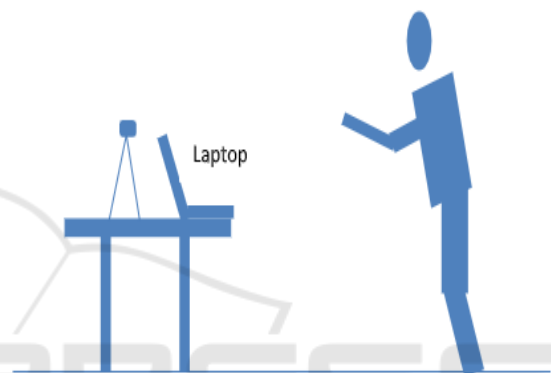


Figure 4: Study setup using system.

speaking behaviour. This can make evaluating a system like this challenging because different users may react differently to feedback. Some users may respond to it but some users may choose not to but in both cases users are aware of the feedback.

#### 4.2 Experimental Setup

The experiment was setup as per Figures 3, 4 for the two separate test conditions. For the system setup, participants stood in front of a table supporting a laptop and a Microsoft Kinect. For the mirror setup, participants stood in front of the table supporting the Microsoft Kinect and a full length mirror. The participant was not able to see any feedback displayed by the system in this setup.

#### 4.3 Study Format

Each session opened with an introduction consisting of an overview of the study format. In accordance with GDPR requirements a plain language statement outlining the format of the study was read to each participants. Participants were then invited to ask

any questions. Following the signing of the Informed Consent form, each participant was given a short introduction to effective public speaking. This introduction described how beneficial it was to use gestures, vocal variety, facial expressions and eye contact while speaking. The benefits of using open gestures and varying gaze direction were mentioned with reference to audience engagement.

The researcher then presented each participant with a demonstration of how the multimodal system for public speaking worked with particular emphasis on the different types of visual feedback displayed. Participants were then invited to familiarise themselves with the system so they gained familiarity with the feedback displayed. Participants were then invited to familiarise themselves with the mirror. Mirror position and angle was calibrated for each participant to ensure they could see themselves clearly while speaking. The experimental setup was then adjusted to allow for whichever test condition was first. Participants were asked to speak for one minute on a subject of their choice using the system or the mirror. Five of the participants used the system first followed by the mirror. The other five participants used the mirror first followed by the system. Speakers completed the post-questionnaire twice, immediately after using the system and immediately after using the mirror. The post-questionnaires contained the same items each time. At the end of the study, there was a short closing interview.

The questionnaire asked them to rate different aspects of the version, which they had just used, on a scale of 1 to 10. Users could also add optional written comments after each question.

## 5 RESULTS

The order in which the participants used the versions (system first or mirror first) could potentially be a confounding variable. Therefore, the users were divided into two equal-sized groups (system first and mirror first), in order to measure any effect that this variable might have. Six participants reported that they had used a mirror before to practise public speaking in the past. None of the participants had used a multimodal system for public speaking before.

In all the questions on the questionnaire, the users expressed a preference for the system over the mirror. But they expressed particularly strong preferences on the following three questions – “whether they would use the system again”, “voice awareness” and “whether they had learned anything”. The boxplots of the responses are shown in Figures 5,6,7,8.

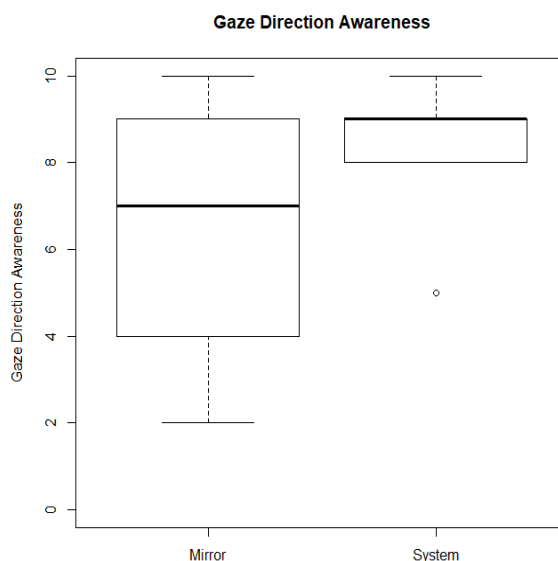


Figure 5: Boxplots of the responses for system and mirror in answer to the question of voice awareness. The higher the score, the higher was the voice awareness. As can be seen, participants reported that they were more aware of voice when using the system.

T-tests showed a p-value of less than .01 in all three cases, suggesting that the differences were highly significant. The t-test for gaze direction awareness was approaching significance with a value of 0.09 as seen in Figure 8.

In the case of “voice awareness” it is understandable that the users would prefer the system over the mirror. Users mentioned the voice track on the system made them aware of “characteristics of their voice” or “changes in their voice”. In the case of “whether they had learned anything”, users mentioned their body pose, their gestures, their gaze direction and their voice characteristics. They all mentioned that it was easier to learn these things from the system rather than the mirror. In the case of “whether they would use the system again”, users said that the system was enjoyable to use and that it was less stressful than the mirror and that it was less distracting. These are results similar to those, which we found in our previous paper, in which users preferred the avatar to live video. As in that case, users did not like looking at themselves.

## 6 DISCUSSION OF DATA RECORDED DURING SPEECH

Whilst each participant was speaking, the system recorded data about their voice, hands and gaze direction. At each second, the system recorded the number

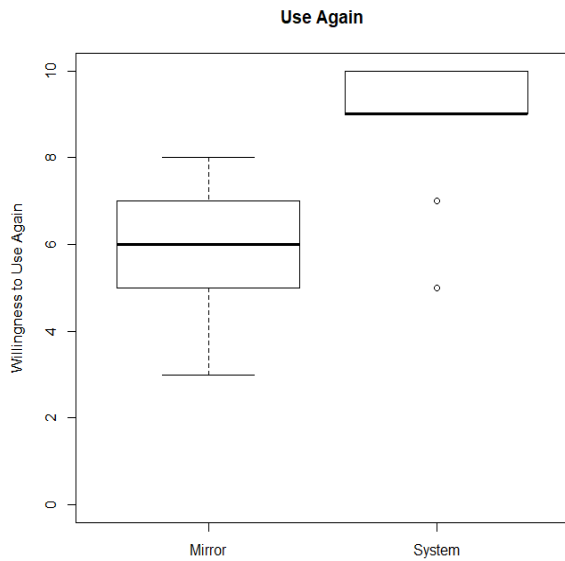


Figure 6: Boxplots of the responses for system and mirror in answer to the question of using again. The higher the score, the more participants wanted to use again. As can be seen, participants reported that they wanted to use the system again more than the mirror.

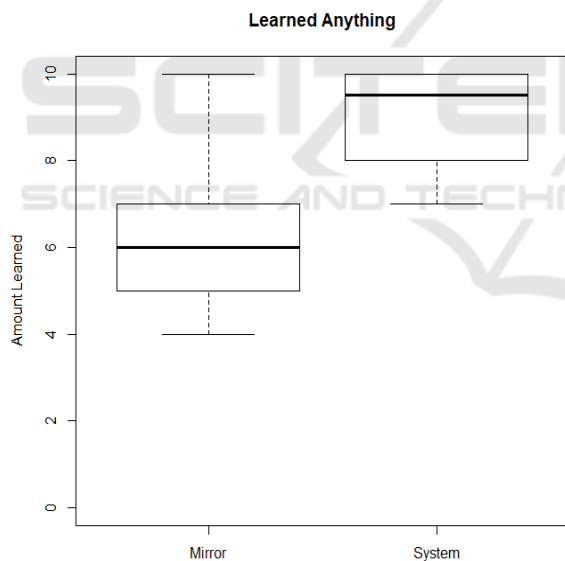


Figure 7: Boxplots of the responses for system and mirror in answer to the question of what users learned. The higher the score, the more participants reported they had learned. As can be seen, participants reported that they had learned more when using the system.

of syllables spoken in the previous second. At each frame (at a frame rate of 30fps), it recorded whether the participant's hands were touching and whether the gaze direction icon was activated. This icon is activated, if the user has not varied their gaze direction for more than 15 seconds. Fig 9 and 10 shows a sam-

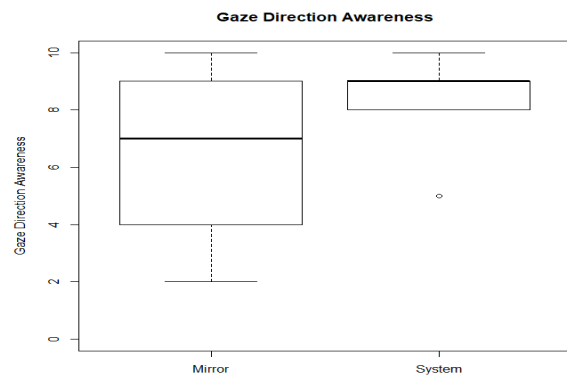


Figure 8: Boxplots of the responses for system and mirror in answer to the question of gaze direction awareness. The higher the score, the more aware was the version. As can be seen, participants reported that they were more aware of gaze direction when using the system.

ple pair of recordings.

In this case, it shows whether the hands were touching. Figure 9 was recorded while the participant was using the mirror and Figure 10 was recorded while the same participant was using the system. In this case, it can be seen that the participant's hands were touching continuously over long periods while the participant was using the mirror, whereas the hands touched only briefly while the participant was using the system. Out of the 10 participants, 3 showed no hand or gaze events, when using either the mirror or the system. In other words, they never touched their hands and never activated the gaze direction icon. During the post-test interview, it turned out that one of these participants had previous training as an actor and another had a lot of previous experience of making presentations in his role as a science communicator. Of the remaining 7, 4 showed a pattern similar to that shown in Figures 9 and 10, i.e. they showed significant hand or gaze events, when using the mirror, and significantly less, when using the system. Of the remaining 3, one showed no difference between the mirror and the system. And the other two showed more events when using the system. We would need a much larger group of participants to decide whether the system is actually affecting the speaker's behaviour. From this small study, we can suggest that previous experience of speaking might be a confounding variable. In addition, cultural factors may play a role. For example, in some cultures, clasping hands may be a sign of respect for the audience. The speaker's personality may also be a factor. One of our participants said that, when they saw the hands icon, they felt that they "were doing something wrong" and so they responded quickly. In contrast, another participant, who frequently touched

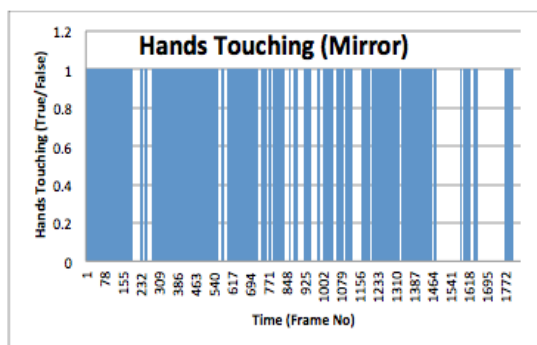


Figure 9: Graph displaying whether the speaker's hands are touching during a 60 second speech in front of the mirror. Frame rate is 30fps.

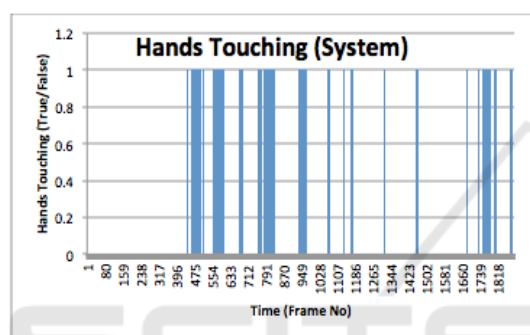


Figure 10: Graph displaying whether the speaker's hands are touching during a 60 second speech in front of the system. Frame rate is 30fps. The speaker touches their hands less often than they did when using the mirror.

their hands, said “that is just the way I speak”. One of the fundamental principles of Positive Computing, on which our research is based, is that the user should have the autonomy to make their own decisions. The icons are to make the user aware of their behaviour. The icons are not instructions for the user to follow.

## 7 CONCLUSION

From the results of the questionnaire, we can conclude that users find the system less stressful than using the mirror and are more motivated to use the system again. We can also conclude that the system makes speakers more aware of their body pose, gaze direction and voice. From the results of the data recorded during speeches, we can conclude that users may or may not always respond to that awareness. They may choose to ignore the information, which the system is giving them. In future work, we may follow some of the participants' suggestions. We could prove

a report or summary of the speaker's behaviour during the speech. One user asked for a score to indicate how well they were doing. Users may also review a recording of their speech with feedback displayed. We may also include a virtual audience which responds to the speaker's behaviour.

## ACKNOWLEDGEMENTS

This material is based upon works supported by Dublin City University under the Daniel O'Hare Research Scholarship scheme. System prototypes were developed in collaboration with interns from École Polytechnique de l'Université Paris-Sud and l'École Supérieure d'Informatique, Électronique, Automatique (ESIEA) France.

## REFERENCES

- Calvo, R. A. and Peters, D. (2014). *Positive Computing: Technology for wellbeing and human potential*. MIT Press.
- Calvo, R. A. and Peters, D. (2015). Introduction to Positive Computing: Technology That Fosters Wellbeing. In *Proceedings of the 33rd Annual ACM Conference Extended Abstracts on Human Factors in Computing Systems*, CHI EA '15, pages 2499–2500, New York, NY, USA. ACM.
- Calvo, R. A. and Peters, D. (2016). Designing Technology to Foster Psychological Wellbeing. In *Proceedings of the 2016 CHI Conference Extended Abstracts on Human Factors in Computing Systems*, CHI EA '16, pages 988–991, New York, NY, USA. ACM.
- Dermod, F. and Sutherland, A. (2016). Multimodal system for public speaking with real time feedback: a positive computing perspective. In *Proceedings of the 18th ACM International Conference on Multimodal Interaction*, pages 408–409. ACM.
- Dermod, F. and Sutherland, A. (2018a). Evaluating User Responses to Avatar and Video Speaker Representations A Multimodal Positive Computing System for Public Speaking. In *Proceedings of the 13th International Joint Conference on Computer Vision, Imaging and Computer Graphics Theory and Applications (VISIGRAPP 2018)*, volume HUCAPP, pages 38–43, Madeira. INSTICC.
- Dermod, F. and Sutherland, A. (2018b). Multimodal Systems for Public Speaking - A case in support of a Positive Computing Approach. In *Proceedings of the 2nd International Conference on Computer-Human Interaction Research and Applications (CHIRA 2018)*, volume CHIRA, Seville. INSTICC.
- Schneider, J., Börner, D., Rosmalen, P., and Specht, M. (2017). Presentation Trainer: what experts and computers can tell about your nonverbal communication. *Journal of Computer Assisted Learning*, 33(2):164–177.

Toastmasters International (2008). *Competent Communication A Practical Guide to Becoming a Better Speaker*.

Toastmasters International (2011). *Gestures: Your Body Speaks*. Available from: <http://www.toastmasters.org>.

Toastmasters International (2018). *Preparing A Speech*. Available from: <https://www.toastmasters.org/resources/public-speaking-tips/preparing-a-speech>.

