

Towards Strength-sensitive Social Profiling in Ego Networks

Asma Chader^a, Hamid Haddadou^b, Leila Hamdad^c and Walid-Khaled Hidouci^d

*Laboratoire de la Communication dans les Systèmes Informatiques (LCSI),
Ecole Nationale Supérieure d'Informatique (ESI), BP 68M, 16309, Oued-Smar Algiers, Algeria*

Keywords: Social Profile, Social Profiling, Ego Networks, Tie Strength, Online Social Networks.

Abstract: In online social networks, the incomplete or noisy data are usual conditions raising increasingly the need for more accurate methods; especially in user attribute profiling. This work explores the influence of social tie strength in such settings, based on the intuition that the stronger the relationship is, the more likely its members are to share the same attribute values. A Strength-sensitive community-based social profiling process, named SCoBSP, is introduced under this research and the above hypothesis is tested on real world co-authorship networks from the DBLP computer science bibliography. Experimental results demonstrate the ability of SCoBSP to infer attributes accurately, achieving an improvement of 9.18 % in terms of F-measure over the strength-agnostic process.

1 INTRODUCTION

Online Social Networks (OSNs) have gained overwhelming popularity in recent years. From generic (e.g., Facebook, Twitter), professional (e.g., LinkedIn, Xing) and academic networks (e.g., ResearchGate, Academia) to photo and video sharing (e.g., Instagram, YouTube), these platforms have become an integral part of people's daily life and accumulated a great amount of data about human society. Several models aiming to leverage generated content were proposed for a myriad of applications. Amongst them, focus has continuously been on social profiling to enable more effective user engagement via personalization (Piao and Breslin, 2018). One of the main challenges facing such models is the incomplete and noisy data. Indeed, many users, preserving their privacy, disclose only few information publicly and, on the other hand, passive use of OSNs becomes increasingly prevalent (Piao and Breslin, 2018). Addressing this, phenomena such as homophily and social influence (Lee, 2015) were typically explored in several studies. These latter speculate that people tend to befriend others who share common interests (homophily) and influence each other to become more

similar over time (social influence). Thus, different profiling techniques exploit social relationships via several properties such as community structure (Tchunte et al., 2013), and link type (Li et al., 2014). In our research team, we are working on different approaches using topological properties of networks in social profiling (Chader et al., 2017). In this paper, we explore the influence of tie strength (along with community structure) to enhance profile inference from user's ego network (consisting of his direct relations, known as alters, and the existing relationships among them).

The concept of tie strength was introduced by Mark Granovetter in his landmark paper (Granovetter, 1973) and defined as “*a (probably linear) combination of the amount of time, the emotional intensity, the intimacy (mutual confiding), and the reciprocal services which characterize the tie*”. Therefrom, several research studies were conducted, some discussed the quantitative measurement of tie strength (Gupta et al., 2019) while others were interested at applications that could benefit from its computation, in network analysis such as community detection (Fan et al., 2007) and link prediction (Sett et al., 2016) or in decision support systems such as

^a <https://orcid.org/0000-0002-0037-5529>

^b <https://orcid.org/0000-0003-0824-0124>

^c <https://orcid.org/0000-0003-4515-5519>

^d <https://orcid.org/0000-0002-8290-1093>

recommendation (Seo et al., 2017) and location prediction (McGee et al., 2013). In particular, it has been shown that the community structure in social networks is deeply correlated with ties strength and communities extracted under the binary correspondence of the network are often less representative of the real community structure (Fan et al., 2007; Newman, 2004). The study of tie strength speculates, moreover, that “*the stronger the tie connecting two individuals, the more similar they are*” (Granovetter, 1973). Obviously, in social profiling, not all relationships are the same to the profiled user. Some of them being more frequent or intense than others are, presumably, more revealing of his interests. Thus, close friends in generic social media or frequent collaborations in co-authorships networks should not be treated the same as acquaintances or occasional collaborations.

Accordingly, we propose a strength-sensitive community-based profiling approach (named SCoBSP), built upon an existing community-based process (Tchunte et al., 2013) which assumed the network to be binary, i.e. all friends are equally related to ego user (who is to be profiled) as well as to each other. In the light of above findings, such assumption has two key problems. On the one hand, interests are inferred from less relevant people (those having weak ties) and, in the other hand, the community structure on which the profiling process is completely based is not correctly depicted. To handle this, our approach leverages strength of both ego-friend and friend-friend relationships. The former allows to identify most relevant people from whom to infer worthwhile interests, while the latter enables to depict the most realistic community structure of the ego network.

The remainder of the paper is organized as follows: The next section presents works most related to ours. Section 3 describes our approach to social profiling on weighted ego networks. Section 4 presents evaluation results on real world co-authorship networks and Section 5 concludes the paper with some future directions.

2 RELATED WORK

The scientific literature outlines many studies that exploit relationship information and social graph characteristics in user profiling ((Piao and Breslin, 2018), Bilal et al., 2019). We review in this section those closely related to ours, i.e. research based on user’s ego network. Most of work within this line were conducted on Twitter and considered only user-friend’s connections (Piao and Breslin, 2018). For

instance, (Bhattacharya et al., 2014) mine user’s interests from the topical expertise of the users whom he follows in twitter. Other studies consider connections among friends too. (Li et al., 2014) proposed a new co-profiling approach to jointly infer users’ attributes and relationship type (being the reason behind link formation) in ego networks. They assume connections are discriminatively correlated with user attributes (e.g., employer) through relationship type (e.g., colleague). Similarly, (Ma et al., 2017) attempts to learn profile via a social-aware semi-supervised topic model that relies on latent reasons behind social connections and refined the profiling results by a novel label propagation strategy. Exploring another aspect of social graphs, (Tchunte et al., 2013) described a community-based process to infer user’s attributes via user-groups affinities and achieved very satisfactory performance compared to individual based models. This process is later extended in several ways, (On-At et al., 2014) addressed the sparse network problem by adding distance-2 neighbors (friends of a friend) using snowball sampling technique, while (On-At et al., 2017a,b) integrated temporal criteria and considered evolution of both relationships and shared information in the network.

As for studies exploring tie strength, (McGee et al., 2013) developed a network-based model to infer user’s locations by leveraging the strength between users on twitter. To the best of the author’s knowledge, this is the only study that directly investigates tie strength in attribute profiling. However, their model is designed to predict a single attribute (i.e. specific to location prediction). Conversely, the community-based process proposed in (Tchunte et al., 2013) is intended to be generic but assumed the network to be binary. This motivates us to investigate tie strength contribution over such model to infer more relevant social profile.

3 PROPOSITION

In this section, we first introduce the ego network and user profile models and then present our strength-sensitive profiling process that leverages relationship strength and community structure.

3.1 Notation

For a given user u (who is to be profiled), let $G = (V, E', E, U)$ be the undirected ego network graph with positive edge strengths, where V is the set of u ’s direct relations (alters), E' the set of ego-alter connections

strengths, $E' = \{S_{uv}, v \in V\}$ and E the set of alter-alter ones, $E = \{S_{v'v}, v, v' \in V\}$. The set U , for its part, describes alters' profiles, $U = \{P(v), v \in V\}$. In this study, we discuss profiles with respect to user's interests. Each profile is represented as a vector of weighted interests (Eq.1):

$$P(v) = \{(i, w(i, v)), i \in I, v \in V\} \quad (1)$$

where I denotes the set of interests, V the set of alters and $w(i, v)$ the weight of the interest in v 's profile, it indicates its importance with respect to the user.

We aim to predict u 's interests by leveraging community structure and relationship strength (both ego-alter, E' , and alter-alter, E , sets) to produce his social profile, called $Sp(u)$, for Social profile of u .

3.2 SCoBSP: Strength-sensitive Community based Social Profile

This section presents our strength-sensitive process while highlighting at each stage the main differences with the existing CoBSP.

3.2.1 Community Detection

Community extraction is well-studied in literature and various solutions were proposed to handle different graph properties (e.g. weights, dynamics, and overlap among others). In OSNs, users usually belong to multiple groups at once and network structure evolves continuously. Thus, to extract communities in user's ego network we use the OSLOM algorithm (Lancichinetti et al., 2011) which considers edges' weights as well as dynamics and overlapping communities. The community structure is denoted by $C = \{c_1, c_2, c_3 \dots\}$, for simplicity we refer to c_j as c if there is no confusion. Note that this first stage involves exclusively alter-alter tie strength.

3.2.2 Community Profiling

In this phase, the profile of each community, $I(c)$ is constructed as a set of weighted interests. Each interest i in $I(c)$ is weighted according to two scores: its semantic score (denoted Sm_c) in the community c and the structural score of c (denoted Str_c).

Semantic Score. Like in the existing CoBSP and following idea of the TF-IDF measure (Tchunte et al., 2013), each interest $i \in I(c)$ is assigned a score according to its frequency in profiles of community c members (Sif) and the relevance of interest i for the community ($Sicf$), as in Eq. (2):

$$Sm_c(i, c) = Sif(i, c) \times Sicf(i, c) \quad (2)$$

The Sif score, standing for *Semantic Interest Frequency*, allows to identify interests characterizing the community c through their frequency (and weights) among c members. The more an interest is shared (and important), the more it characterizes the community. The Sif score is computed as follows:

$$Sif(i, c) = \frac{\sum_{v_c \in c} w(i, P(v_c))}{|c|} \quad (3)$$

$$w(i, P(v_c)) = \begin{cases} w(i, v_c), & \text{if } (i, w(i, v_c)) \in P(v_c) \\ 0 & \text{otherwise} \end{cases}$$

where $P(v_c)$ is the profile of the node $v_c \in c$, $w(i, v_c)$ represents the weight of the interest i in $P(v_c)$ and $|c|$ is the number of users in community c .

The $Sicf$ score, for *Semantic Inverse Community Frequency* (Eq. (4)), allows to find out the specificity of each community regarding other ones. As it seems easier for users to share very popular interests (e.g., the movie 'Harry Potter') than rare ones (e.g., an astronomy documentary), we consider rare interests among other communities as more relevant for c .

$$Sicf(i, c) = \log \frac{|C|}{|\{c \in C / i \in I(c)\}|} \quad (4)$$

where $|C|$ is the number of communities and $\{c \in C : i \in I(c)\}$ is the set of communities having i as interest.

Structural Score. This score (denoted (Str_c)) relies only on network topology to characterize the communities. In the CoBSP process, it is computed as the degree centrality measure. Differently, we consider the relationship strength between ego user u and each community (treated as a whole) as its structural score. Thus, it sums to how to formulate the ego-community c strength from relationship strength of all its members. To do so we propose two different method where we take into account not only strength but also number of ego-community links. This latter results from an analogy we did with Centrality measures for weighted networks (Opsahl et al., 2010) where the presence of many ties is considered to measure the involvement of communities. Note that only ego-alter tie strength is implicated at this stage. *Proposition 1.* In the first, we compute Str_c as a normalized combination between the size of the community, denoted $|c|$, and the sum of strength, denoted $W(c)$, formally:

$$Str_c = \left(\frac{|c|}{|E'|} \right)^{(1-\gamma)} \times \left(\frac{S(c)}{S_T} \right)^\gamma \quad (5)$$

$$S(c) = \sum_{v_c \in c} S_{v_c}, \quad S_T = \sum_{v \in V} S_v$$

where $|E'|$, W_T denote respectively the total number of links and the total strength, $S_v \in E'$ is the tie strength between ego and node v and γ is a damping factor to relativize the importance between community size and strength. Setting γ above 1 decreases the value of the degree in favor of a greater concentration of node strength whereas a value of γ between 0 and 1 allows to consider both number and strength of links. If set to 0, the outcomes of the measures are solely based on the number of ties and conversely, if set to 1, the measure is based on ties strength only and the number of ties is disregarded. We describe in Sect.4 the parametric study enabling to identify γ fittest values.

Proposition 2. In the second, we compute Str_c as a degree centrality. Unlike CoBSP, this centrality is computed by taking ego-community relationships (i.e. without considering the relationships between communities). Thus, for each community we keep only the links connecting its members to ego user and then apply the degree centrality.

In our context, two aspects must be considered to measure centrality. On the one hand, the degree centrality at a group level (we deal with communities instead of individuals); and on the other hand, the strength of relationships. Based on a combination of extensions proposed in literature, the group centrality degree (Tchuente et al., 2013) and the weighted degree centrality (Opsahl et al., 2010), we compute the structural score of community c as follows:

$$Str_c = \left(\frac{|N(c)|}{|E'| - |c|} \right)^{(1-\gamma)} \times \left(\frac{S(c)}{S_{T \setminus c}} \right)^\gamma \quad (6)$$

$$S(c) = \sum_{v_c \in c} S_{v_c}, \quad S_{T \setminus c} = \sum_{v \in (V \setminus c)} S_v$$

where $|N(c)|$ denotes the number of people outside the community that are connected to at least one c member (the group extended degree centrality) and $S(c)$ denotes the group extended strength centrality similarly computed. $|E'| - |c|$, $S_{T \setminus c}$ denote respectively the total number of links and strength excluding community c members and γ is a damping factor to relativize the importance between community size and strength.

Interest Weight Calculation. At this stage, the communities' profiles are actually computed once both semantic and structural score estimated. Each interest $i \in I(c)$ is assigned a score, $w(i, c)$, computed as in following Eq. (7):

$$w(i, c) = Str_c(c) \times Sm_c(i, c) \quad (7)$$

Note that this latter is different from the existing CoBSP where $w(i, c)$ is computed as a linear combination, $(X, Y, \alpha) = \alpha \times X + (1-\alpha) \times Y$, of semantic and structural scores using the tuning parameter $\alpha \in [0, 1]$ to set the importance between them. The reason why this combination was used is the approximate value of structural score they computed (community centrality) which is not the case in our study since we use real strengths.

3.2.3 Social Profile Derivation

The last stage consists in deriving the social profile $Sp(u)$ by computing the final weight of each interest $i \in Sp(u)$, called $w(i, Sp(u))$. Since communities are treated separately in previous stages, an interest i may appear in different community profiles and with different weights; these latter should be combined into one to represent the final weight of the interest.

To this end, authors in (Tchuente et al., 2013) apply a linear function borrowed from IR field (merging results of different search engines) where each score given by a community to an attribute is multiplied by a coefficient that relativizes its contribution in the final score according to the importance of the interest for each community. For instance, if there are n communities in the ego network, the highest score for the interest is privileged and its score is multiplied by n , the second score by $n-1$, ..., the lowest score of the interest is not privileged and multiplied by 1. Further details can be found in (Tchuente et al., 2013).

In our approach, since the strength associated to communities is already considered in structural score calculation (Eq. (5) and (6)), we believe that following their combination might affect negatively the profiling results. In fact, in the interest calculation stage (Eq. (7)) the semantic score of an interest i is directly multiplied by the structural score of the community c . Which means that a high structural score implies systematically a highest final score for interest i in c . Thus, privileging the highest scores given to the interest will overvalue the weights of communities, they will be considered twice.

To avoid such overvaluation, we propose to compute the combined weight $w(i, Sp(u))$ of each interest i in $Sp(u)$ by simply summing its different weights from all communities. Formally:

$$w(i, Sp(u)) = \sum_{j=1}^{N_{communities}} w(i, c_j) \quad (8)$$

where $w(i, c_j)$ is the weight of the interest i in the community c_j as in formula (7).

In summary, with the combination of the equation presented at each stage, we distinguish in our strength-sensitive process two different algorithms depending on how structural score of communities is computed. We call SCoBSP-Ego, the one that considers the ego-community strengths as structural score (Eq.5) and SCoBSP-Cent, the one that applies the degree centrality (Eq.6).

In the next section we empirically demonstrate the effectiveness of our approach performed on real world co-authorship networks.

4 EXPERIMENT

4.1 Experimental Setup

Dataset. To construct a ground-truth dataset for evaluation, we collected a set of 75 ego networks from DBLP¹ as co-authorship networks; where ego network is composed of his co-authors and the set of the weighted relationships between them. The DBLP database provides a comprehensive list of research papers with several metadata (publication date, venue, authors...) (Ley, 2009). Specifically, authors' profiles (the set U in our ego model) are built by analyzing keywords (considered as interests) from their publications' titles as done in (Tchunte et al., 2013) whereas co-authorship relations (sets E', E in G) are weighted by a measure of strength of their collaboration according to two factor, the *frequency of co-authorship* (higher strength to frequent collaborations) and the *total number of authored articles* (exclusivity of co-authorship relation). Note that both ego-alter and alter-alter strengths are computed this way. Thus, for each couple of nodes $(u, v) \in E$ or E' , its strength denoted S_{uv} is calculated as:

$$S_{uv} = \frac{2 \times N_{uv}}{N_u + N_v} \quad (9)$$

where N_{uv} is the number of co-authored papers, and N_u, N_v represent the total number of author's u and v publications.

Evaluation Protocol. To evaluate the performance of our strength-sensitive process, we consider the ego users' real profiles from ReasearchGate² as a ground truth and determine which of CoBSP and SCoBSP

(his two versions: SCoBSP-Ego and SCoBSP-Cent) provides the most relevant social profiles, i.e. the closest to the users' real profiles. The real profiles of ego users are built from a different network in order to avoid the bias of using identical data sources (publication titles). This demarche allows, moreover, to evaluate the proposed approach against realistic author's interests.

In this experiment, we retain authors having at least 50 co-authors (to get consistent data for community extraction) and that have more than six interests in their ResearchGate profile. The identification of these authors is conducted manually. A set of 75 ego networks was collected. The studied authors have an average of 95 co-authors (between 50 and 214) and an average of 19 interests in their ResearchGate profiles.

To fairly compare SCoBSP and existing CoBSP and ensure that no processing external to the profiling process alters the results, the same community extraction algorithm (OSLOM, see Sect.3.2.1) is applied for both approaches.

Performances are evaluated in terms of precision, recall and F-measure metrics as commonly done in related work (Tchunte et al., 2013; Ma et al., 2017; On-At et al., 2017a,b). In our context, the precision represents the proportion of relevant found interests and the total number of found interests and the recall represents the proportion of relevant found interests compared to the total number of real interests (user's real profile). The F-measure is the harmonic mean of precision and recall. As the number of interests computed in the social profile can be too large, we only consider the top N interests, i.e. the most relevant ones.

4.2 Results and Discussions

In this section, we present the results of our evaluations and parametric study. We perform a lot of experiments with different values of N and α, γ parameters (to infer their fittest values). We remind that γ is used in SCoBSP when computing structural score (Eqs. (5, 6)) to represent the proportion of the number of ties compared to their strength; and α (taking part in CoBSP) represents the proportion of the structural score compared to the semantic one in community profiling (sect. 3.2.2); results are presented by the average of metrics for all users.

Results presented hereafter are computed at the top 20 returned interests. This value (N=20) is observed to offer a good compromise between precision and recall and to ensure significant values of these metrics

¹ Computer science bibliography: <https://dblp.uni-trier.de/>

² <https://www.researchgate.net/>

(users have an average of 19 interests indicated in their real profiles). In following, we first compare our approach against the existing CoBSP and then investigate SCoBSP specifically.

Figure 1 presents the overall performance comparison in terms of best precision, recall and F-measure considering the top 20 interests.

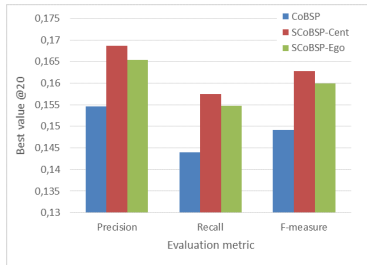


Figure 1: Comparison of best metric values @ top 20 interests with best parameters for each process.

For the CoBSP approach, the best values (0.154 and 0.149 in terms of mean precision and recall respectively) are observed when $\alpha=0.3$. In comparison, for our strength-sensitive approach best performance is achieved by SCoBSP-Cent with 0.168 precision and 0.154 recall when $\gamma=0.7$; with improvements of respectively 9.05 and 9.31% over the CoBSP process and of 2.06 and 1.72% compared to SCoBSP-Ego (for which best results are obtained when $\gamma=0.8$). This improvement shows the effectiveness of our proposition and confirms our premise that relationship strength plays an important role in social profiling. Figures 2 and 3 show results by the average precision and F-measure according to α values. Note that this parameter is not involved in SCoBSP calculation whose results will never vary whatever the values of α ; hence its straight line representation. For SCoBSP, reported results are achieved when $\gamma=0.7$ and 0.8 for SCoBSP-Cent and SCoBSP-Ego respectively.

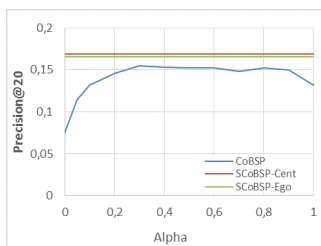


Figure 2: Comparison of average precision according to α .

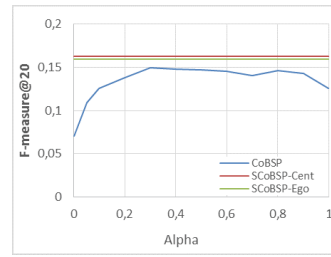


Figure 3: Comparison of average F-measure according to α .

In these figures, we can clearly see that the two strength-sensitive algorithms outperform the CoBSP one in terms of all metrics irrespectively to α values. The best result can be observed when $\alpha=0.0$ with successively 9.16% and 9.4% precision and F-measure gain rate compared to CoBSP for SCoBSP-Cent (improvements of up to twice CoBSP results, 132% of F-measure for instance). Regarding the best results of CoBSP process (when α takes values in [0.3, 0.6]) we observe average improvements of 10.12% in precision (respectively 10.50% in F-measure) by SCoBSP-Cent and of 7.94% in precision (respectively 8.48% F-measure) by SCoBSP-Ego.

We have also studied SCoBSP performance against CoBSP when setting the value of N to the number of real interests of each user. In this case, the precision and recall are reduced to one single measure. This experiment suggests that the number of interests to derive is already known to both approaches; in which case, our strength-sensitive process proved also its effectiveness. Figure 4 shows obtained results where we observe improvements of 9.27 and 11.93% for SCoBSP_Cent and SCoBSP_Ego respectively. Based on the above results, we can globally see that the overall performances of strength-sensitives approaches (SCoBSP_Ego and SCoBSP_Cent) are quite comparable, SCoBSP_Cent being slightly superior.

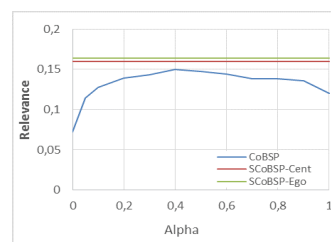


Figure 4: Comparison of performance when N =real number of interests.

We analyze in a second time the variation of results according to the values of γ parameter to deduce its fittest value and assess the contribution of strength. We recall that according to our hypothesis, both

number of links and strengths are important to characterize the involvement of communities in ego networks. Thus, γ parameter values range between 0 and 1. Figure 5 and 6 depict results in terms of recall and F-measure according to γ . This latter is not involved in CoBSP calculations; represented as a straight line (best result recorded, $\alpha=0.3$) in following graphs. Note that at this stage, we assess the relevance of strength in ego-community connections; which were completely ignored in CoBSP (neither their number or strength were studied). The combination adopted in our approach allows to evaluate both. Indeed, if the tuning parameter is set to 0, the outcomes are only based on links number which enables to study separately its effect.

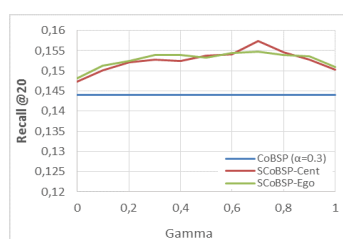


Figure 5: Comparison of average precision according to γ .

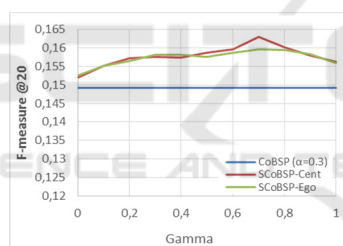


Figure 6: Comparison of average F-measure according to γ .

As follows from the figures, we can clearly see that our approaches consistently outperform the baseline regardless of γ values. These results demonstrate the relevance of ego-community connections and the valuable information they hold. For instance, best results of SCoBSP-Cent are achieved when $\gamma=0.7$ with substantial improvement of 7.21% F-measure upon worst observed results when $\gamma=0.0$ (which disregards strength) and 4.33% over $\gamma=1.0$ results (which disregards links' number). Optimal performances are achieved when γ is set relatively high but always when both links number and strength are considered; which supports our premise. Moreover, the considerable improvements observed for γ ranging between 0.6 and 0.8 demonstrate that strength is relatively more important.

Comparing results when fixing γ to 0 (only links number considered), we can see improvement over

CoBSP; which can also result from effect of alter-alter connections. Thus, we leave a detailed study of this latter to future work.

Finally, to verify our hypothesis that using the same linear function as existing CoBSP to compute the final score of interests negatively affects performance, we evaluate results by applying this formula. Figure 7 shows results in terms of F-measure (both precision and recall showed such behaviour). We can clearly see a very substantial loss of gain (red curve in the plots); which supports our prior premise. The overvaluation of communities' strengths degrades significantly the results.

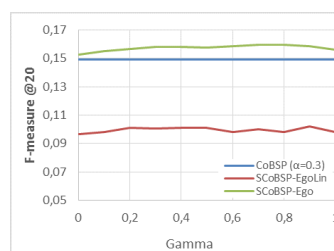


Figure 7: Results using linear combination of CoBSP.

In essence, this empirical evaluation amply demonstrates the potential of our strength-sensitive process to accurately profile users in ego networks.

5 CONCLUSIONS

This paper investigates the influence of tie strength considering the problem of social profiling, based on the intuition that the stronger the relationship is, the more likely its members are to share the same interests. We propose a strength-sensitive community based approach that achieved promising performance over existing state of the art method on real word co-authorship networks, with lifts of up to 9.18% in terms of F-measure.

As our future work, our short-term perspective is to investigate other models to tie strength integration in social profiling as well as to evaluate separately the contribution of alter-alter and ego-alter connections. We would like further to evaluate our approach with larger datasets from different social networks having distinct characteristics (e.g., Facebook and Twitter). As a long term perspective, it would be interesting to incorporate other factors or social features into the model to further enhance profiling accuracy.

REFERENCES

- Bhattacharya P, Zafar MB, Ganguly N, Ghosh S, Gummadi KP (2014) Inferring user interests in the twitter social network. In: Proceedings of the 8th ACM Conference on Recommender systems, pp 357-360.
- Bilal, M., Gani, A., Lali, M. I. U., Marjani, M., & Malik, N (2019) Social profiling: A review, taxonomy, and challenges. *Cyberpsychology, Behavior, and Social Networking*, 22(7), 433-450.
- Chader, A., Haddadou, H., & Hidouci, W. K. (2017). All friends are not equal: weight-aware egocentric network-based user profiling. In 2017 IEEE/ACS 14th International Conference on Computer Systems and Applications (AICCSA), IEEE, pp. 482-488.
- Fan Y, Li M, Zhang P, Wu J, Di Z (2007). The effect of weight on community structure of networks. *Physica A: Statistical Mechanics and its Applications* 378(2):583-590.
- Granovetter, M. S. (1973). The Strength of Weak Ties. *American Journal of Sociology*, 78(6):1360-1380.
- Gupta, J. P., Kärkkäinen, H., Torro, O., & Mukkamala, R. R. (2019). Revisiting Social Media Tie Strength in the Era of Data Access Restrictions. In Proceedings of the 11th International Joint Conference on Knowledge Discovery, Knowledge Engineering and Knowledge Management (IC3K): Volume 3: KMIS, pp. 187-194.
- Lancichinetti A, Radicchi F, Ramasco JJ, Fortunato S (2011) Finding statistically significant communities in networks. *PloS one* 6(4):e18961
- Lee SY (2015) Homophily and social influence among online casual game players. *Telematics and Informatics* 32(4):656-666
- Ley M (2009) Dblp: some lessons learned. *Proceedings of the VLDB Endowment* 2(2):1493-1500
- Li R, Wang C, Chang KCC (2014) User profiling in an ego network: co-profiling attributes and relationships. In: Proceedings of the 23rd international conference on World wide web, ACM, pp 819-830
- Ma C, Zhu C, Fu Y, Zhu H, Liu G, Chen E (2017) Social user profiling: A socialaware topic modeling perspective. In: International Conference on Database Systems for Advanced Applications, pp 610-622
- McGee, J., Caverlee, J., & Cheng, Z. (2013, October). Location prediction in social media based on tie strength. In Proceedings of the 22nd ACM international conference on Information & Knowledge Management (pp. 459-468).
- Newman ME (2004) Analysis of weighted networks. *Physical review E* 70(5):056131
- On-At S, Canut MF, Péninou A, Sèdes F (2014) Deriving user's profile from sparse egocentric networks: Using snowball sampling and link prediction. In: Ninth International Conference on Digital Information Management (ICDIM 2014), IEEE, pp 80-85
- On-At S, Péninou A, Canut MF & Sèdes, F. (2017a). Toward a combinatorial analysis and parametric study to build time-aware social profile. In Proceedings of the 9th International Conference on Management of Digital EcoSystems, pp. 113-120.
- On-at S, Quirin A, Péninou A, Baptiste-Jessel N, Canut MF, Sèdes F (2017b) A parametric study to construct time-aware social profiles. In: Trends in Social Network Analysis, Springer, pp 21-50
- Opsahl T, Agneessens F, Skvoretz J (2010) Node centrality in weighted networks: Generalizing degree and shortest paths. *Social networks* 32(3):245-251
- Piao G, Breslin JG (2018) Inferring user interests in microblogging social networks: a survey. *User Modeling and User-Adapted Interaction* 28(3):277-329
- Seo, Y. D., Kim, Y. G., Lee, E., & Baik, D. K. (2017). Personalized recommender system based on friendship strength in social network services. *Expert Systems with Applications*, 69, 135-148.
- Sett, N., Singh, S. R., & Nandi, S. (2016) Influence of edge weight on node proximity based link prediction methods: an empirical analysis. *Neurocomputing*, 172, 71-83.
- Tchuente D, Canut MF, Jessel N, Péninou A, Sèdes F (2013) A community-based algorithm for deriving users' profiles from egocentric networks: experiment on facebook and dblp. *Social Network Analysis and Mining* 3(3):667-683.