

Fog of Story: Design, Implementation and Evaluation of a Post-processing Technique to Guide Users' Point of View in cinematic Virtual Reality (cVR) Experiences

Jose L. Soler-Dominguez¹ ^a and Carlos Gonzalez² ^b

¹*Instituto de Investigación e Innovación en Bioingeniería (I3B), Universitat Politècnica de València, Camino de Vera s/n, 46022, Valencia, Spain*

²*ReplayX (Games and Interactive eXperiences Research Group), Florida Universitaria, C/Rei en Jaume I s/n, 46470, Catarroja, Valencia, Spain*

Keywords: Virtual Reality, Cinematic, User Experience, Attention.

Abstract: The impact of Virtual Reality (VR) as a narrative medium is growing quickly. Opposite to traditional films, in cinematic VR (cVR) experiences, even when interactions are usually reduced to navigation, users are free to move the camera at their will and could miss relevant scenes while looking at unexpected places inside the virtual environment. Different visual cues have been developed to attract user's attention and to make them focus on the main narrative stream. Those visual cues usually interfere with the actual storytelling, introducing alien elements and overloading graphically the scene. In this paper, we propose a visual post-processing technique that applied to a VR camera will guide the user to look at where the relevant narrative events are expected to happen using dynamic visual layers. This technique, narratively aseptic, could be applied to different storytelling scenarios and is based on the Gaussian blur effect: the greater the angle between the user's vision and the area of interest is, the more blurred the content will be displayed. Moreover, a visual guide is displayed to help the user to know at every moment the way to the area of interest. GPU shaders are used in order to not affect the performance. Additionally, metrics will be proposed in order to measure the effects of this technique on presence and agency, the most significant subjective parameters of User Experience in VR.


1 INTRODUCTION


From highly interactive games to non-interactive film-like experiences, we are witnessing an unstoppable advance of the quality and quantity of VR content as is shown by their presence on traditional awards like Oscars, Baftas or Cannes' Palmes d'Or. As hardware specifications are increasing and cost is decreasing, the popularity of VR is going further day by day. Now, VR content developers count on high-resolution, high Field of View (FoV), affordable hardware like HTC Vive or Oculus Rift and also have at their disposal a complete set of software tools like Unity or Unreal, with specific VR features. Attending to this environment, the biggest challenge that VR designers and developers are facing is related to the novelty of the medium, specially when referencing to

non-interactive experiences. The popularity of VR as a cinematic medium raised to its maximum with the international *premiere* in 2017 of the short film *Carne y arena (virtualmente presente, físicamente invisible)* (González Iñárritu, 2017), a disruptive work from the well known mexican director Alejandro González de Iñárritu, being awarded with an Special Prize from the Academy, the Special Oscar, for its novelty on immersive narrative.

This cVR (along this work we will reference with the term a wide range of experiences, from *pure* VR to 360° videos even though strong technical differences exist between them) tells the misadventures of a group of emigrants that try to enter the United States of America through their southern frontier. In this cVR, the spectator is on the center of the plot since VR allows him/her to guide the visual storytelling since the camera is linked to his/her gaze.

Carne y arena, attending to the director's own words, it is not cinema "...because you watch a film,

^a  <https://orcid.org/0000-0002-3819-9022>

^b  <https://orcid.org/0000-0002-4984-8630>

but you experience this. The impact the VR leaves on people transcends the bi-dimensional or passive cinema experience.”(Cortés, 2017)

We suggest that is specifically this innovation, the participation of audience on the visual narrative, the most influencing factor over the virtual experience. Attending to Dolan and Parets taxonomy(Dolan and Parets, 2016), VR experiences could be classified by two metaphysical concepts: existence and agency.

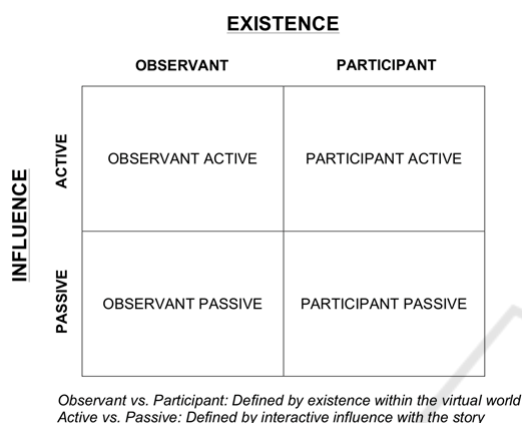


Figure 1: Dolan and Parets taxonomy.

The concept of **existence** aims to qualify to what extent the viewer is part of the story, as an independent character. On the other hand, the concept of **influence** reflects the viewer’s ability of making decisions that affect the narrative.

If we analyze these four quadrants, the cinematic experiences in Virtual Reality are usually classified mostly as Active Observer (AO) and Passive Participant (PP), while Passive Observer (PO) is the one that traditionally encompasses traditional cinema and Active Participant (AP) groups videogames. AO implies that the spectator is not part of the story but can make decisions in the style of “Choose your own adventure” books, from an almighty point of view. PP represents a model of experience in which the viewer is part of the story, as a character or as an object but is never “asked” about anything and has no ability of influence in its flow, playing a silent viewer role, a mere receiver of the action.

These two perspectives, AO and PP, are also named as The Witness (third person point of view, as a spectator) and The Hero (first person point of view, as a participant)(Nicolae, 2018).

In both cases, the element of interaction that always is opened to the user is the control of the camera, the narrative point of view. This freedom comes not only from an interest in building an immersive and personalized narrative experience but also because of

the limitations of VR as a mean when we talk about taking or giving control of the camera. Moving the camera in an unilateral way (without user intervention) in a VR environment could probably (it depends on factors like genre, age or physical condition) (Farmani and Teather, 2018) cause Cybersickness (CS) (LaViola Jr, 2000). This sickness condition causes symptoms, on different degree, such as dizziness, anguish, nausea and malaise caused by an asynchrony between what our senses expect to perceive and what they are really perceiving. This is traditionally known as sensory conflicts(Reason and Brand, 1975).

On the other hand, limiting the actions that the user can perform, that is, that their natural interactions have no reflection in the virtual environment, can reduce the sense of presence (SoP), the feeling of *actually being* in that “place”. SoP represents a high level abstraction of the subjective realism of a Virtual Reality experience for a specific user in a specific moment. Using other words, how intense is the sense of *being there* (in the virtual environment). As we can read in the founding bibliographical references of the study of the sense of presence(Steuer, 1992; Slater, 1995), presence constitutes the key differentiating element of VR.

Therefore, before this transfer of camera control by the author, aiming to deliver greater immersion and cognitive comfort to the spectator, a challenging question arises: How can we guide the cinematic narration without offering a predetermined point of view?

This issue is ranked first out of the six main challenges for cVR, collected by Gødde, Gabler, Siegmund and Braun(Gødde et al., 2018): Guiding spectators’ attention to relevant narrative elements.

Along this paper different proposed solutions will be analyzed and a novel technique will be introduced based on findings coming from research on the fields of cybersickness and presence. Additionally, some metrics are proposed in order to empirically evaluate our technique and those that will come in future.

2 CINEMATIC STORYTELLING IN VIRTUAL REALITY

In an RV movie, it is not possible to predetermine where the viewer will be looking. Additionally, as mentioned in the previous section, taking control of the camera has unwanted side effects: it breaks the immersion and causes *cybersickness*. In this way, the viewer can freely choose the direction of his gaze and, therefore, the camera associated with his point of view. This is possible thanks to Head Mounted Displays (HMD) or other Virtual Reality devices that act

as stereoscopic glasses.

This view determines the visible portion of the scene, the field of vision or *field of view* (FoV) and is critical in the narrative experience since all points of interest, *points of interest* (PoI) must be inside it.

In order to keep users' FoV on the different PoI, several attentional cues have been developed and tested (Argyriou et al., 2016; Gødde et al., 2018), both into interactive or non interactive media. Including one or more of these cues can increase the probability of guiding the users' FoV to each PoI:

- **Face & gaze:** Since faces have the ability of attracting our attention, characters' faces and their gazes in a specific direction could be used in order to guide users' own gaze.
- **Movement:** Motion in a scene could recall the attention of users, specially in the peripheral vision. Additionally, the movement of the camera could also attract the view of users, usually in the movement direction.
- **Sound:** Another strategy to attract users' attention is using 3D sound. Combined with visual cues, sound is even more effective.
- **Context:** This is a narrative cue. In some scenes, the expectations of users could lead their gaze to expected places (a door, a paper in a table, etc...) guided by the story.
- **Perspective:** We can use size and position of the assets in a scene to guide users' attention: bigger and closer objects are more probable to be seen. Also perspective is a good visual cue: parallel lines are usually followed with the gaze to the vanishing point.

These attentional cues, come from staging techniques from theatre and cinema and are related to saliency. Saliency represents the subjective perceptual quality that makes some elements stand out from their neighbors in an environment and attract our attention. There is a wide empirical background supporting the correlation between visual attention and saliency (Ouerhani et al., 2004; Veas et al., 2011). As we can read in Oyekoya et al. (Oyekoya et al., 2009), saliency could be intrinsic (related to proximity, eccentricity, orientation and/or velocity of items in a scene) or extrinsic (given by the subjective interest of the items to the user).

In our proposal, we try to attract user attention increasing intrinsic saliency of the PoI of each scene.

3 PREVIOUS WORK

Even when a wide range of visual cues have been used in order to attract users attention as we have summarized into the previous section, we want to put the focus of our analysis on those that have a diegetic nature. That means that are integrated into the story in a natural way, not looking rare to viewers. In this way, we want to highlight two examples:

- **Firefly Experimental Environment:** In this experiment, Nielsen et al. (Nielsen et al., 2016) implemented an experimental VR environment with some relevant information showed. They evaluated a method to attract users' attention, using a firefly to guide their gaze to PoI. They allowed the user to freely look around the environment but a small flying firefly offered clues as to where the user should focus. Particularly, it would hover in one place when relevant information was presented in that area of the scene and then fly in front of the user to a new position once focus should be shifted. This diegetic method was compared with a non diegetic one, constraining users' ability of interaction: forced rotation. Researchers allowed the user to freely look around the environment, but the orientation of the user's virtual body would always face in the direction where relevant story information was presented. They measured presence with SUS questionnaire and obtained a significant difference between the firefly condition and the forced rotation condition. Additionally, they counted the quantity of PoI that received the gaze of users and here, there was no significant difference.



Figure 2: Nielsen et al. environment with the small firefly.

- **Disney's First VR Film "Cycles":** The short film is directed by Disney Animation lighting artist Jeff Gipson and it was premiered during SIGGRAPH 2018 conference in Vancouver (SIGGRAPH, 2018). This very first VR film from the animation titan Disney, introduced a new diegetic visual cue in order to attract viewers' gaze to the PoI aiming to follow the intense and emotional storytelling. This cue was based on

how dreams are usually perceived: with high levels of saturation where the focus is and with low saturation on the peripheral view. The technique was named as "Gomez effect" honouring its creator, José Luis Gómez, a VR engineer in Disney Animation. Its implementation was based on decreasing the saturation level of the scene when users gaze is not over the designated PoI. Bigger the distance from the gaze to the PoI, lower the saturation level, arriving even to a complete fade in black. No empirical validation of the efficacy of this technique has been done.




Figure 3: Scene from Cycles, first Disney's VR film.

Having this two implementations as a reference, our objective is to combine the storytelling capabilities (being narratively transparent) of the Gomez effect and the empirical evaluation methods of the Nielsen et al. firefly environment.

4 METHOD

The method proposed in this paper is based on the use of an adaptive blur effect. With this method those parts of the content where the user should focus are rendered clearer than the rest of the content. Moreover its implementation takes profit of the capabilities of the GPU shaders, obtaining a real-time adaptive blur of the scene depending on where the area of interest is.

With this proposal the further the area of interest is, the more blurred it will be rendered. This will cause to the user a need of finding the area of interest, where the main action of the multimedia content is.

Blur has been chosen as key indicator from where the action of the scene is happening attending to its navigational and perceptive neutrality as it was stated on the experiments developed by Langbehn(Langbehn et al., 2016).

In subsection 4.1 our proposal is technically detailed. A justification of the use of this kind of effects for the mentioned purpose of this paper is exposed in subsection 4.2.

4.1 Parameters and Implementation

This method uses GPU shaders in order to generate a post-processing filter. Due to the properties of the GPU the operations are performed in parallel, allowing a real-time rendering with this dynamic effect of the content.

The following parameters are considered in order to decide how blurry or sharp the content is displayed:

- The α angle produced between the forward vector of the camera (\vec{f}) and the directional vector from the centre of the camera and the centre of the area of interest (\vec{d}). The bigger the angle between these two vectors is, the blurrier the content shown. This will produce to the user the need of pay attention into the area of interest again. Figure 4 shows an example with $\alpha = 0$. In contrast, figure 5 shows an example where the user does not directly pay attention in the area of interest.




Figure 4: \vec{f} and \vec{d} vectors are the same. The user will view a sharp content, because he/she is viewing where the main action is produced.

- the distance from the camera to the area of interest can additionally be considered. This parameter will be taken into account if we want that the size of the sharp area depends on its distance from the user. This way the user will need to move forward/backward in order to focus on a far/near area. In figures 6 and 7 an example of this is shown, with the same area of interest too far (figure 6) or near (figure 7) from the user.

Depending on these two parameters the method will decide how the content is blurred, generating a progressive effect when the user moves away from the main action of the content. The method uses a Gaussian blur effect, which can be performed in two smoothing passes (horizontal and vertical). To do this,

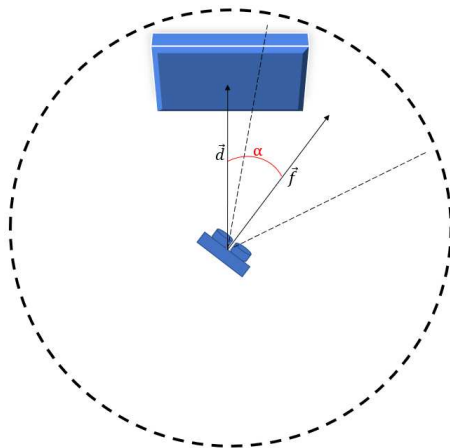


Figure 5: \vec{f} and \vec{d} do not match. The bigger the angle between them is, the blurrier the content is shown.

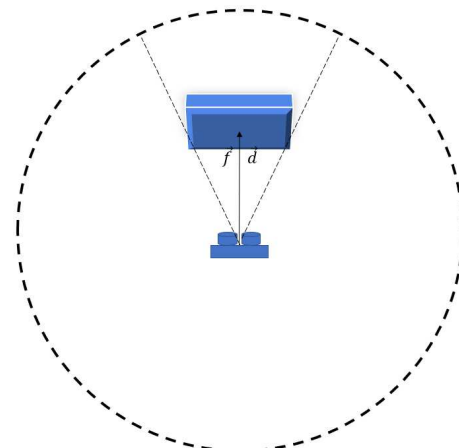


Figure 7: The main area of interest occupies the entire user's field of view.

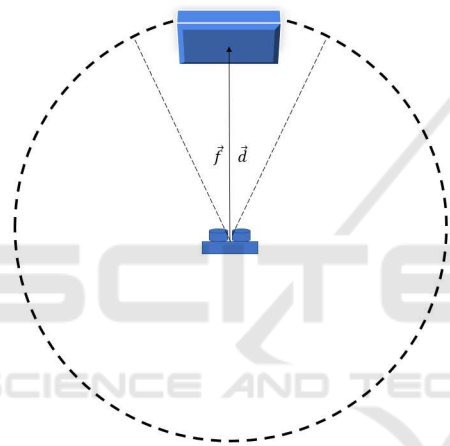


Figure 6: The main area of interest is too far from the user, so it is smaller than the user's field of view.

a GPU shader with several passes is used. In a Grab-Pass a render-to-texture is performed and over this texture a smoothing operation of the colors is executed by using a Gaussian Blur effect. This can be separated into the horizontal and vertical passes. Finally, the result is returned to the screen.

4.2 Implications over User Experience: Metrics to Consider

In order to evaluate a technique oriented to attract users' attention in a cVR scene, we have to evaluate not only its efficacy attracting but also its implications over the sensations of presence and agency, key factors in VR user experience. Thus, we propose here some metrics to be considered for a validation with users. This will be the next step in this project.

Complementary to the technique explained in this

paper, presence and agency have to be measure. As other psychological states, presence can be quantified either using an in-out approach (subjective, introspective) or an out-out approach (objective, perceived). This last category could be splitted into two additional subcategories: behavioral, derived from embodied responses to virtual stimulus and physiological, coming from the sympathetic neuronal activity. In order to complement the traditional only-subjective approach questionnaire based, we want to measure physiological presence using metrics like EDA (Electrodermal Activity) or hear rate. Agency refers to "global motor control, including the subjective experience of action, control, intention, motor selection and the conscious experience of will" (Blanke and Metzinger, 2009). Agency is present in active movements (Kiltner et al., 2012). We propose to measure agency with subjective questionnaires.

Additionally, cybersickness is another element to take into consideration because any visual add on has to pass the comfort test. Aiming to this, blur have been chosen as the fading effect because blurring slightly parts of a scene has been proved to contribute to cybersickness reduction in some circumstances (Budhiraja et al., 2017).

Finally, aiming to determine the efficacy of this proposed technique, a software tool has to be developed to study users' gaze and the percentage of time that viewers have PoI inside their FoV.

5 OUTPUTS

In this section, different examples of the Fog of Story technique are shown.



Figure 8: User's point of view is centered in the area of interest. \vec{f} and \vec{d} match.



Figure 9: Both subfigures show the content when the user is turning 45 degrees his/her head around Y-axis. On the left the angle α produced between \vec{f} and \vec{d} is -45 degrees. On the right the angle α produced between \vec{f} and \vec{d} is 45 degrees.



Figure 10: Both subfigures show the content when the user is turning 90 degrees his/her head around Y-axis. On the left the angle α produced between \vec{f} and \vec{d} is -90 degrees. On the right the angle α produced between \vec{f} and \vec{d} is 90 degrees.

6 CONCLUSIONS AND FURTHER WORK

A technique to guide users' point of view in VR experiences has been proposed. With this method when the viewer is far from the area of interest the content is showed blur. Thus, in order to guide the user to find the area of interest we propose a helper in the screen. This helper could be a visual effect that helps the user in two different ways: the direction and the distance from the area of interest. This helper should be a non-

intrusive mark or virtual content without covering the content. Additionally, some metrics have been proposed in order to study the efficacy and suitability of this technique. Measuring cybersickness, sense of presence, sense of agency and the percentage of time that viewers have they gaze on PoI will ensure an empirical evaluation of this implementation that could be used in order to improve storytelling in cinematic Virtual Reality experiences. This validation with users is the next step in this project.

REFERENCES

- Argyriou, L., Economou, D., Bouki, V., and Doumanis, I. (2016). Engaging immersive video consumers: Challenges regarding 360-degree gamified video applications. In *2016 15th International Conference on Ubiquitous Computing and Communications and 2016 International Symposium on Cyberspace and Security (IUCC-CSS)*, pages 145–152. IEEE.
- Blanke, O. and Metzinger, T. (2009). Full-body illusions and minimal phenomenal selfhood. *Trends in cognitive sciences*, 13(1):7–13.
- Budhiraja, P., Miller, M. R., Modi, A. K., and Forsyth, D. (2017). Rotation blurring: use of artificial blurring to reduce cybersickness in virtual reality first person shooters. *arXiv preprint arXiv:1710.02599*.
- Cortés, J. (2017). El cine, ante su gran revolución gracias a la realidad virtual.
- Dolan, D. and Parets, M. (2016). Redefining the axiom of story: The vr and 360 video complex. *Tech Crunch*.
- Farmani, Y. and Teather, R. J. (2018). Viewpoint snapping to reduce cybersickness in virtual reality.
- Gödde, M., Gabler, F., Siegmund, D., and Braun, A. (2018). Cinematic narration in vr—rethinking film conventions for 360 degrees. In *International Conference on Virtual, Augmented and Mixed Reality*, pages 184–201. Springer.
- González Iñárritu, A. (2017). Carne y arena.
- Kilteni, K., Groten, R., and Slater, M. (2012). The sense of embodiment in virtual reality. *Presence: Teleoperators and Virtual Environments*, 21(4):373–387.
- Langbehn, E., Raupp, T., Bruder, G., Steinicke, F., Bolte, B., and Lappe, M. (2016). Visual blur in immersive virtual environments: does depth of field or motion blur affect distance and speed estimation? In *Proceedings of the 22nd ACM Conference on Virtual Reality Software and Technology*, pages 241–250. ACM.
- LaViola Jr, J. J. (2000). A discussion of cybersickness in virtual environments. *ACM SIGCHI Bulletin*, 32(1):47–56.
- Nicolae, D. F. (2018). Spectator perspectives in virtual reality cinematography. the witness, the hero and the impersonator. *Ekphrasis (2067-631X)*, 20(2).
- Nielsen, L. T., Møller, M. B., Hartmeyer, S. D., Ljung, T., Nilsson, N. C., Nordahl, R., and Serafin, S. (2016). Missing the point: an exploration of how to guide users' attention during cinematic virtual reality. In *Proceedings of the 22nd ACM Conference on Virtual Reality Software and Technology*, pages 229–232. ACM.
- Ouerhani, N., Von Wartburg, R., Hugli, H., and Müri, R. (2004). Empirical validation of the saliency-based model of visual attention. *ELCVIA: electronic letters on computer vision and image analysis*, 3(1):13–24.
- Oyekoya, O., Steptoe, W., and Steed, A. (2009). A saliency-based method of simulating visual attention in virtual scenes. In *Proceedings of the 16th ACM Symposium on Virtual Reality Software and Technology*, pages 199–206. ACM.
- Reason, J. T. and Brand, J. J. (1975). *Motion sickness*. Academic press.
- SIGGRAPH (2018). Disney animation to premiere first vr short at siggraph 2018.
- Slater, M. (1995). Taking Steps: The Influence of a Walking Technique on Presence in Virtual Reality. *ACM Transactions on Computer-Human Interaction*, 2(3):201–219.
- Steuer, J. (1992). Defining virtual reality: Dimensions determining telepresence. *Journal of communication*, 42(4):73–93.
- Veas, E. E., Mendez, E., Feiner, S. K., and Schmalstieg, D. (2011). Directing attention and influencing memory with visual saliency modulation. In *Proceedings of the SIGCHI Conference on Human Factors in Computing Systems*, pages 1471–1480. ACM.