

Optimization of Operation Performance and Bacterial Characteristics in SBR Processes for Short-cut Nitrification and Denitrification

Kun Yin^a, Min Wei^b, Guo-qiang Long^c, Ya-lei Liu^d and Guang-feng Yang^{e,*}
College of Marine Science, Zhejiang Ocean University, No.1 Haida South Road, Zhoushan 316022, P.R. China

Keywords: SBR Process, Shortcut Nitrification and Denitrification, Denitrification, Microbial Community Structure.

Abstract: In order to explore the operation performance and bacterial characteristics in short-cut nitrification and denitrification (SND) processes, three laboratory scale sequencing batch reactors (SBRs) R₁, R₂ and R₃ were established using activated sludge as seeding sludge. Experimental results showed that three SND systems could operate effectively and stably in sludge preculture stage with the average NH₄⁺-N removal efficiency of 88.6±1.7%, 93.5±1.2% and 91.4±1.5% in R₁, R₂ and R₃, respectively. Changing the aeration mode from continuous aeration to intermittent aeration with intermittent time of 2h, the removal efficiency of NH₄⁺-N and total nitrogen (TN) were 66.3±2.4% and 85.3±1.4%, respectively. The nitrification performance was obviously inhibited, but intermittent aeration improved the TN removal performance. Decreasing aeration rate, the removal efficiency of NH₄⁺-N decreased to 54.3±2.1%, while the removal efficiency of TN increased by 73.0±2.8%. When the C/N ratio changed from 1.5:1 to 2:1, the removal efficiency of NH₄⁺-N and TN were 71.2±3.3% and 85.4±2.0%, respectively. In the SND-SBR system, Proteobacteria (47.0%), Bacteroidetes (25.9%), Actinobacteria (17.8%) were dominant at phylum level. At the same time, denitrification related genus *Thauera* with relative abundance of 10.6% was dominant in SND systems.

1 INTRODUCTION

The emissions of nitrogen in wastewater have caused the pollution of different water bodies in the whole world, especially in developing countries. The overloaded nitrogen in water environment may cause various risks to the water ecology and human health (Liu, Daigger, Liu, Zhao, Liu, 2020). Therefore, efficient and economical technologies for nitrogen removal were useful to ensure the water quality and safety. Up to date, many researchers have contributed a great deal of intellectual and financial resources to the development of novel biological processes for nitrogen removal (Kuypers, Slikers, Lavik, Schmid, Jørgensen, Kuenen, Jetten, 2003). The short-cut nitrification and denitrification (SND) process proposed and developed by Delft University of Technology in Netherlands in 1997 was a promising biological technology for nitrogen removal (Yao, Chen, Guan, Zhang, Tian, Wang, Li, 2017). Although SBR technology has many successful practices in wastewater treatment, it is still the focus of researchers to affect the stability and system

performance of SBR operation (Zhao, Wang, Li, Jia, Wang, Peng, 2019).

SND process simplified the nitrification process and controlled the conversion of NH₄⁺-N in wastewater to NO₂⁻-N rather than NO₃⁻-N (Adav, Lee, Show, Tay, 2008); (Hou, Xia, Ma, Zhang, Zhou, He, 2017); (Li, Liu, Ma, Zheng, Ni, 2019); (Wu., Zhang, Yan, 2016). Comparing with widely used nitrification and denitrification process, 25% oxygen demand and approximately 40% organic carbon source for denitrification were saved. In addition, the hydraulic retention time (HRT) could reduce by approximately 50% with enhanced nitrogen removal performance (Yao, Chen, Guan, Zhang, Tian, Wang, Li, 2017); (Wu., Zhang, Yan, 2016); (Aslan, Miller, Dahab, 2009); (Ma, Han, Ma, Han, Zhu, Xu, Wang, 2017); (Zhang, Peng, Wang, Zheng, Jin, 2007).

Up to date, sequential batch reactor (SBR) has been widely used in many wastewater treatment processes in the worldwide due to its simple operation mode, higher separation effects of sludge and water. The SBR process has been often used for short-cut nitrification and denitrification (Zheng, Zhou, Wan, Luo., Su, Huang, Chen, 2018). Published

literature has proved that many factors including the influent $\text{NH}_4^+\text{-N}$ concentration and loading rate, temperature, pH, operating mode, DO concentration and nitrite level affected the operation performance in SBR-SND processes (Choi, Cho, Jung, 2019); (Hellinga, Schellen, Mulder, van Loosdrecht, Heijnen, 1998); (Gilbert, Agrawal, Brunner, Schwartz, Horn, Lackner, 2014); (Kartal, Kuenen, Van Loosdrecht, 2010). For example, some studies have proved that the unconventional nitrogen removal pathway has been successfully explored in the sequencing batch biofilm reactor (SBBR) system under the condition of low C/N ratio (Chai, Xiang, Chen, Shao, Gu, Li, He, 2019). At the same time, some studies have shown that in the simultaneous nitrification and denitrification system, the DO concentration has an important impact on microbial metabolism, microbial community distribution and pollutant removal, especially under the condition of low DO (Ferrentino, Ferraro, Mattei, Esposito, Andreottola, 2018); (Layer, Villodres, Hernandez, Reynaert, Morgenroth, Derlon, 2020). In this study, three lab-scale SBR reactors were established and parallelly operated to study the optimization of operation performance and bacterial characteristics in SBR reactors for short-cut nitrification and denitrification.

2 MATERIALS AND METHODS

2.1 Experimental Setup

In this experiment, three lab-scale SBRs named R_1 , R_2 and R_3 were constructed with the total volume and effective volume of 15.0L and 10.0L, respectively. The seeding sludge was activated sludge obtained from the secondary sedimentation tank of a municipal sewage plant located in Zhoushan, Zhejiang Province, China. Each reactor was inoculated with 6.0L activated sludge with sludge volume index (SVI) and mixed liquid suspended solids (MLSS) of 39.7 ± 1.2 mL/g and 47.2 ± 1.9 g/L, respectively.

2.2 Synthetic Wastewater

Synthetic wastewater was prepared as the influent of each reactor. The synthetic wastewater of each reactor consisted of nitrogen source, carbon source, inorganic solution and trace elements solution (TES). The nitrogen source in influent of reactors R_1 , R_2 and R_3 was $\text{NH}_4^+\text{-N}$, which was provided by $(\text{NH}_4)_2\text{SO}_4$ (1.875×10^{-5} mol/L). NaHCO_3 (1×10^{-4} mol/L) and glucose (1.45×10^{-5} mol/L) were used as inorganic and

organic carbon source, respectively. The component of inorganic solution included KH_2PO_4 (0.01 mol/L), $\text{MgSO}_4 \cdot 7\text{H}_2\text{O}$ (0.06 mol/L) and CaCl_2 (0.06 mol/L). The trace element solution included $\text{FeSO}_4 \cdot 7\text{H}_2\text{O}$ (0.3 mol/L), $\text{ZnSO}_4 \cdot 7\text{H}_2\text{O}$ (1.5×10^{-3} mol/L), $\text{CoCl}_2 \cdot 6\text{H}_2\text{O}$ (1.0×10^{-3} mol/L), $\text{MnCl}_2 \cdot 4\text{H}_2\text{O}$ (0.005 mol/L), $\text{CuSO}_4 \cdot 5\text{H}_2\text{O}$ (0.001 mol/L), $\text{NaMoO}_4 \cdot 2\text{H}_2\text{O}$ (0.001 mol/L), $\text{NiCl}_2 \cdot 6\text{H}_2\text{O}$ (8.8×10^{-4} mol/L) and H_3BO_3 (2.3×10^{-4} mol/L).

2.3 Experimental Setup and Procedures

2.3.1 Culture of Inoculated Sludge (P_1)

Three lab-scale SBR reactors including R_1 , R_2 and R_3 were operated in parallel for the sludge acclimatization for SND-SBR process. The experimental period of SBR reactors was set at 24h, including influent 0.2h, reaction 23h, precipitation 0.5h, and drainage 0.3h. The influent $\text{NH}_4^+\text{-N}$ and $\text{C}_6\text{H}_{12}\text{O}_6\text{-C}$ were set at 56 mg/L and 280 mg/L, respectively. Corresponding $\text{NH}_4^+\text{-N}$ loading rate (ALR) was 0.112 kg/L/d. A mechanical aeration device with an aerator was used for aeration, and the aeration flow rate was 800 mL/min. The temperature of each reactor was set at $25 \pm 1^\circ\text{C}$.

2.3.2 Effects of Different Operation Factors on the Operation Performance of SND-SBR Process (P_2)

On Day 44, the effects of changes in aeration mode, DO concentration, and C/N ratio on the performance of SND-SBR system were investigated. Reactor R_1 was changed from continuous aeration to intermittent aeration with an interval of 2 hours; the influent carbon to nitrogen ratio (C/N) of reactor R_2 was changed from 1.5:1 to 2:1; the aeration rate of reactor R_3 was changed from 800 mL/min to 600 mL/min, the remaining operation conditions remain unchanged.

2.4 Analytical Methods

2.4.1 Water Quality Analysis Methods

Influent and effluent samples of each reactor were regularly obtained and analyzed. The main water quality indicators, including chemical oxygen demand-chromium (COD_{Cr}), $\text{NO}_3^-\text{-N}$, $\text{NO}_2^-\text{-N}$, $\text{NH}_4^+\text{-N}$ were measured according to the Standard Methods (SEPA, 2002).

2.4.2 Bacterial Structure Analysis

The seeding sludge (Day 1) (S1) and the SND sludge (Day 43) (S2) of reactor R₂ were obtained from each reactor for the analysis of bacterial community structure. The genomic DNA of each sample was extracted using the soil DNA extraction kit (OMEGA), and V3-V4 variable regions of 16S rRNA genes was analyzed by Illumina Miseq sequencing technology in OE biotech Co. Ltd (Shanghai, China). 16S rRNA genes in V3-V4 regions were amplified using bacterium-specific primers 343F (5'-TACGGRAGGCAGCAG -3') and 798R (5'-AGGGTATCTAATCCT-3'). PCR amplification was conducted in 25 μ L reaction system, the detail determination information was same to that reported by Feng et al. (2017).

Illumina Miseq sequencing analysis was used after PCR amplification. Data preprocess was conducted to obtain the high-quality sequences. Vsearch software was used to classify the sequences according to the similarity of the sequences. And the sequences with similarity of greater than 97% were classified as an operational taxonomic unit (OTU). The subsequent analysis of bacterial information was

based on the OTU. The α -diversity and bacterial structure at phylum and genus levels were further analyzed.

3 RESULTS AND DISCUSSION

3.1 Short-term Operation of Nitrification and Denitrification Process (P₁)

The operation performance of reactors R₁, R₂ and R₃ is shown in Fig. 1. In the initial 5 days, the NH₄⁺-N removal performance of each reactor was unstable and the NO₂⁻-N accumulation phenomenon was observed. After 5 days' operation, nearly no NO₂⁻-N accumulation was observed in the effluent. The NH₄⁺-N removal efficiencies were stable at 86.5 \pm 2.1%, 90.2 \pm 1.6% and 89.4 \pm 1.8%, and COD_{Cr} removal efficiencies were stable at 80.1 \pm 3.7%, 82.3 \pm 2.5% and 87.5 \pm 1.9%, respectively. There was almost no NO₂⁻-N accumulation in each reactor with the average NO₂⁻-N concentration of less than 0.23mg/L.

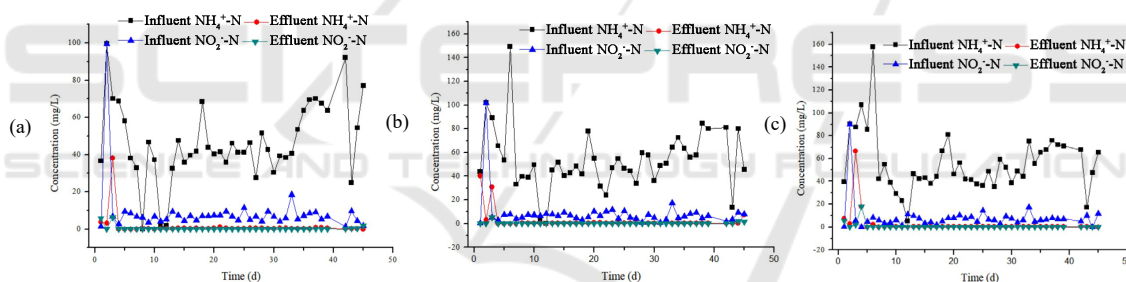


Figure 1: The performance of each reactor in stage P₁: (a) R₁, (b) R₂ and (c) R₃.

3.2 Operation Performance of SND-SBR System in P₂

3.2.1 Overall Nitrogen Removal Performance in P₂

Fig. 2 shows the operation performance of the reactors R₁, R₂ and R₃ in period P₂. In reactor R₁, the average ARE was 66.5% during the initial 7 days' operation, but quickly increased to 91.4% on Day 8. The effluent average NH₄⁺-N concentration decreased from 15.3mg/L to 3.7mg/L. The NH₄⁺-N removal efficiency was not obviously affected by the changes of aeration mode. The average DO levels in the effluent of aeration and non-aeration period were 3.6 mg/L and 0.8 mg/L, respectively. Compared with continuous aeration, intermittent aeration can slightly

improve the nitrogen removal (Ma, Li, Bao, Li, Cui, 2020); (Niu, Feng, Wang, Liu, Liang, Liu, He, 2021).

After changing the reaction conditions, the effluent NH₄⁺-N concentration of R₂ and R₃ decreased to approximately 3.0mg/L, but quickly decreased to a lower level of approximately 0.5 mg/L. Compared with the performance in startup period, the ammonia nitrogen removal performance of reactor R₂ was significantly improved. At the beginning of operation, the effluent nitrite concentrations of R₂ and R₃ were 72.5 mg/L and 79.3 mg/L, respectively. The C/N ratio of reactor R₂ was increased from 1.5:1 to 2:1 to promote the denitrification performance. For R₃, the reduction of aeration rate from 800 mL/min to 600 mL/min also promoted the denitrification performance. The TN removal efficiencies of R₂ and R₃ were 86.0% and 90.4%, respectively. There was

almost no accumulation of nitrite nitrogen in the effluent of the two reactors. These results showed that the nitrite almost completely removed. Obviously,

reactors R₂ and R₃ had good nitrogen removal performance.

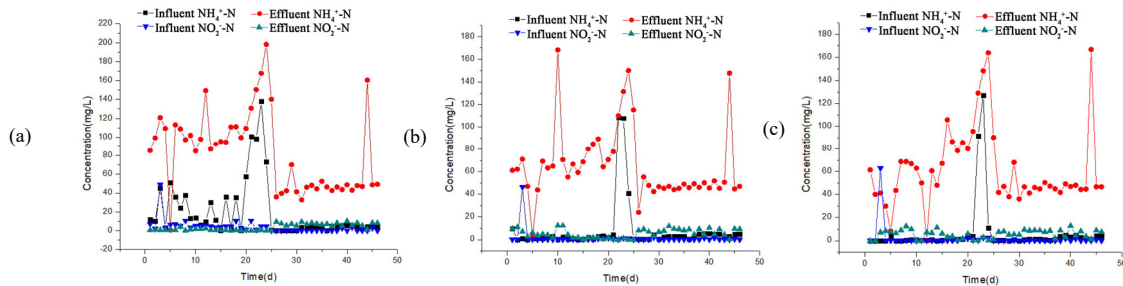


Figure 2: Operation performance of each reactor in the short-term nitrification and denitrification sludge cultivation stage: (a) R₁, (b) R₂ and (c) R₃.

3.2.2 COD_{Cr} Removal Performance Analysis

Fig. 3 shows the COD_{Cr} removal performance of the reactors R₁, R₂ and R₃ during period P₂. Before changing operation conditions, the average COD_{Cr} removal efficiencies of reactor R₁, R₂ and R₃ were 93.4%, 92.0% and 95.8%, respectively. At the end of the experiment, corresponding values increased to 94.2%, 96.5% and 96.8%, respectively. Obviously, the COD_{Cr} removal efficiency of R₃ was higher than that of R₁ and R₂. This result showed that the aeration rate of reactor R₃ changed from 800mL/min to 600mL/min increased the organics removal due to the enhancement of denitrification effects.

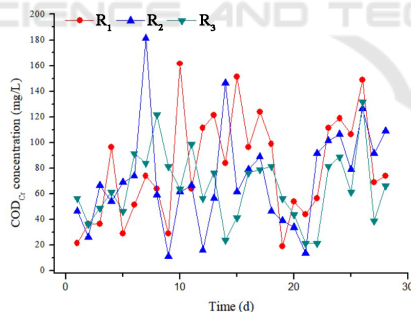


Fig. 3 COD_{Cr} removal performance of each reactor

3.2.3 Sludge Sedimentation and Biomass Analysis

At the beginning of the operation, the SVI level of

seeding activated sludge of reactor R₁ was 40.6mL/g with MLSS of 48.9g/L. In reactor R₂, SVI and MLSS values were 41.0mL/g and 45.1g/L, respectively. In R₃, SVI and MLSS values were 37.5mL/g and 47.6g/L, respectively. In P₂, the SV₃₀ of the reactors R₁, R₂ and R₃ were 85.0%, 91.0% and 93.0%, respectively. After long-term operation, SVI of reactors R₁, R₂ and R₃ were increased to 56.1 mL/g, 60.3 mL/g and 51.5 mL/g, respectively. Corresponding MLSS values were increased to 51.8 g/L, 50.3 g/L and 54.2, respectively.

3.3 Microbial Structure Analysis

3.3.1 Microbial Diversity Analysis

Table 1 shows the alpha diversity index of different sludge samples. The measured Goods coverage of S1 and S2 were 0.9959 and 0.9943, respectively. These index values were close to 1, which means that the sequencing depth has basically covered all species in the sample. The Shannon index and Simpson index of 7.29-7.57 and 0.9802-0.9873 indicated a higher biodiversity level. After long-term acclimatization, the bacterial diversity of shortcut denitrifying bacteria increased due to the directional selection of bacterial community (Niu, Feng, Wang, Liu, Liang, Liu, He, 2021); (Chen, Wei, Yang, Wang, Lu, Wang, Wang, 2021); (Mao, Zhang, Xia, Zhong, Zhao, 2010); (Ren, Ngo, Guo, Wang, Peng, Ni, Liu, 2020).

Table 1: Alpha diversity index of different sludge samples.

Index	Chao 1	Goods coverage	Observed species	Shannon	Simpson
S1	1131.0	0.9959	1054.3	7.57	0.9873
S2	1288.3	0.9943	1166	7.29	0.9802

3.3.2 Bacterial Structure Characteristics

Fig. 4a shows the distribution characteristics of the bacterial structure of each sludge sample at phylum level. There were 5 phyla with relative abundance (RA) of greater than 1.0% in the sample S1, including Proteobacteria (47.0%), Bacteroidetes (25.9%), Actinobacteria (17.8%), Gemmatimonadetes (1.5%) and Chlorobi (1.1%). There were 6 phyla in sample S2, including Proteobacteria (55.9%), Bacteroidetes (25.6%), Actinobacteria (9.2%), Gemmatimonadetes (2.45%), Nitrospirae (2.1%) and Acidobacteria (1.5%) and Chlorobi (1.5%). In the two sludge samples, the dominant bacteria belonged to Proteobacteria, Bacteroidetes and Actinobacteria. After approximately 43 days' acclimatization, the RA of Proteobacteria increased by 19.0%, while Actinobacteria decreased by 4.9%. There were some reports shown that Bacteroidetes phylum was closely related to the removal of nitrogen (Shourjeh, Kowal, Drewnowski, Szela, Szaja, Lagód, 2020); (Winkler, Straka, 2019); (Yan, Liu, Liu, Zhang, Liu, Wen, Yang, 2019), and many microorganisms in the Proteobacteria were involved in the nitrogen cycle and related with nitrification and denitrification (Yang, Hou, Wang, Shi, Xu, Han, Li, 2018); (Zhang, Zhang, Chen, 2020); (Zhao, Feng, Yang, Dai, Mu, 2017). In this experiment, short-cut nitrification and denitrification to remove nitrogen and organic matter, Proteobacteria and Bacteroidetes microorganisms may play a key role.

At genus level, the structures of each sample are shown in Fig. 4b. The top 15 genera were *Ferruginibacter*, *Thauera*, *Dokdonella*, *Nitrospira*, *Paracoccus*, *Parvularcula*, *Defluviicoccus*, *Nitrosomonas*, *Terrimonas*, *Denitratisoma*, *Woodsholea*, *Amaricoccus*, *Candidatus Competibacter*, *Phaeodactylibacter* and *Haliangium*. The main genera were *Ferruginibacter* (6.1%), *Defluviicoccus* (5.0%) and *Paracoccus* (2.1%) in sample S1, and *Thauera* (10.6%), *Ferruginibacter* (4.5%) and *Dokdonella* (4.1%) in S2. It was clearly showed that the main genera had changed significantly at the genus level after 43 days' operation. *Thauera* has the highest relative abundance, and a variety of bacteria belonging to the genus *Thauera* were related to denitrification in biological wastewater treatment systems (Feng, Xu, Xu, Zhu, Xu, Ding, Luan, 2012); (Lei, Yao, Li, 2021); (Li, Zhang, Xu, Shan, Zheng, 2021).

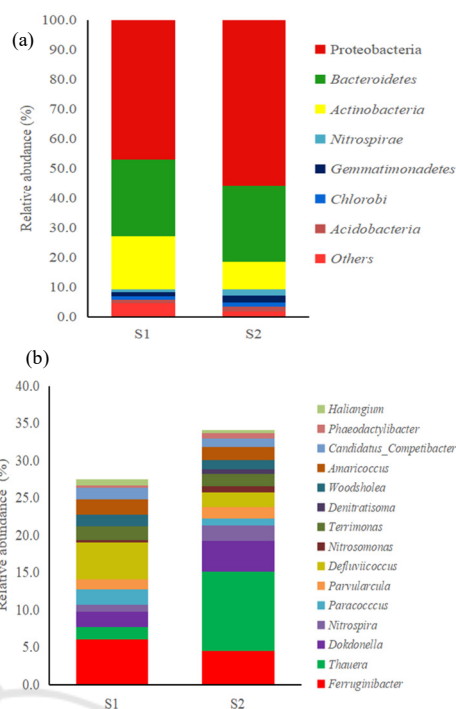


Figure 4: Distribution of main bacterial at different sludge samples: (a) phylum level and (b) genus level.

4 CONCLUSION

During the SND-SBR system sludge cultivation stage, the system could quickly reach stability, the average $\text{NH}_4^+\text{-N}$ removal efficiencies of R_1 , R_2 and R_3 were stable at $86.5 \pm 2.1\%$, $90.2 \pm 1.6\%$ and $89.4 \pm 1.8\%$, respectively. The $\text{NH}_4^+\text{-N}$ and TN removal efficiencies with intermittent aeration of every 2h were $66.3 \pm 2.4\%$ and $85.3 \pm 1.4\%$, respectively, which enhanced the reactor performance. When the C/N ratio increased from 1.5:1 to 2:1, denitrification performance was also promoted. The effluent ammonia nitrogen concentration was 7.76mg/L with the TN removal efficiency of 86.0%. After the aeration rate changed from 800mL/min to 600mL/min, the removal efficiencies of $\text{NH}_4^+\text{-N}$ and TN were $54.3 \pm 2.1\%$ and $73.0 \pm 2.8\%$, respectively. In the SND-SBR system, the denitrification related phylums including Proteobacteria, Bacteroidetes and Actinobacteria were found in system after long-term operation, while the denitrification genus *Thauera* had the relative abundance of 10.6%.

ACKNOWLEDGMENTS

This study was funded by the National Natural Science Foundation of China (51808498), Natural Science Foundation of Zhejiang Province of China (No. Q17E090015), Fundamental Research Funds for the Provisional Universities (2019J00050) and Open Foundation from Marine Sciences in the First-Class Subjects of Zhejiang (No. 20190009).

REFERENCES

- Adav, S. S., Lee, D. J., Show, K. Y., & Tay, J. H. (2008). Aerobic granular sludge: recent advances. *Biotechnology advances*, 26(5), 411-423.
- Aslan, S., Miller, L., & Dahab, M. (2009). Ammonium oxidation via nitrite accumulation under limited oxygen concentration in sequencing batch reactors. *Bioresource technology*, 100(2), 659-664.
- Choi, D., Cho, K., & Jung, J. (2019). Optimization of nitrogen removal performance in a single-stage SBR based on partial nitrification and ANAMMOX. *Water research*, 162, 105-114.
- Chai, H., Xiang, Y., Chen, R., Shao, Z., Gu, L., Li, L., & He, Q. (2019). Enhanced simultaneous nitrification and denitrification in treating low carbon-to-nitrogen ratio wastewater: Treatment performance and nitrogen removal pathway. *Bioresource technology*, 280, 51-58.
- Chen, X., Wei, X., Yang, Y., Wang, S., Lu, Q., Wang, Y., ... & Wang, S. (2021). Comparison of nitrogen removal efficiency and microbial characteristics of modified two-stage A/O, A²/O and SBR processes. *Environmental Geochemistry and Health*, 1-13.
- Ferrentino, R., Ferraro, A., Mattei, M. R., Esposito, G., & Andreottola, G. (2018). Process performance optimization and mathematical modelling of a SBR-MBBR treatment at low oxygen concentration. *Process Biochemistry*, 75, 230-239.
- Feng, L. J., Xu, J., Xu, X. Y., Zhu, L., Xu, J., Ding, W., & Luan, J. (2012). Enhanced biological nitrogen removal via dissolved oxygen partitioning and step feeding in a simulated river bioreactor for contaminated source water remediation. *International Biodeterioration & Biodegradation*, 71, 72-79.
- Gilbert, E. M., Agrawal, S., Brunner, F., Schwartz, T., Horn, H., & Lackner, S. (2014). Response of different *Nitrospira* species to anoxic periods depends on operational DO. *Environmental science & technology*, 48(5), 2934-2941.
- Hou, J., Xia, L., Ma, T., Zhang, Y., Zhou, Y., & He, X. (2017). Achieving short-cut nitrification and denitrification in modified intermittently aerated constructed wetland. *Bioresource technology*, 232, 10-17.
- Hellinga, C. S. A. A. J. C., Schellen, A. A. J. C., Mulder, J. W., van Loosdrecht, M. V., & Heijnen, J. J. (1998). The SHARON process: an innovative method for nitrogen removal from ammonium-rich waste water. *Water science and technology*, 37(9), 135-142.
- Kuypers, M. M., Sliemers, A. O., Lavik, G., Schmid, M., Jørgensen, B. B., Kuenen, J. G., ... & Jetten, M. S. (2003). Anaerobic ammonium oxidation by anammox bacteria in the Black Sea. *Nature*, 422(6932), 608-611.
- Kartal, B., Kuenen, J. V., & Van Loosdrecht, M. C. M. (2010). Sewage treatment with anammox. *Science*, 328(5979), 702-703.
- Liu, S., Daigger, G. T., Liu, B., Zhao, W., & Liu, J. (2020). Enhanced performance of simultaneous carbon, nitrogen and phosphorus removal from municipal wastewater in an anaerobic-aerobic-anoxic sequencing batch reactor (AOA-SBR) system by alternating the cycle times. *Bioresource technology*, 301, 122750.
- Li, C., Liu, S., Ma, T., Zheng, M., & Ni, J. (2019). Simultaneous nitrification, denitrification and phosphorus removal in a sequencing batch reactor (SBR) under low temperature. *Chemosphere*, 229, 132-141.
- Layer, M., Villodres, M. G., Hernandez, A., Reynaert, E., Morgenroth, E., & Derlon, N. (2020). Limited simultaneous nitrification-denitrification (SND) in aerobic granular sludge systems treating municipal wastewater: Mechanisms and practical implications. *Water research X*, 7, 100048.
- Lei, L., Yao, J. C., & Li, W. (2021). Performance, sludge characteristics and microbial community in a salt-tolerant aerobic granular SBR by seeding anaerobic granular sludge. *International Biodeterioration & Biodegradation*, 163, 105258.
- Li, Y., Zhang, M., Xu, D., Shan, X., & Zheng, P. (2021). Potential of anammox process towards high-efficient nitrogen removal in wastewater treatment: Theoretical analysis and practical case with a SBR. *Chemosphere*, 281, 130729.
- Ma, W., Han, Y., Ma, W., Han, H., Zhu, H., Xu, C., ... & Wang, D. (2017). Enhanced nitrogen removal from coal gasification wastewater by simultaneous nitrification and denitrification (SND) in an oxygen-limited aeration sequencing batch biofilm reactor. *Bioresource Technology*, 244, 84-91.
- Ma, K., Li, X., Bao, L., Li, X., & Cui, Y. (2020). The performance and bacterial community shifts in an anaerobic-aerobic process treating purified terephthalic acid wastewater under influent composition variations and ambient temperatures. *Journal of Cleaner Production*, 276, 124190.
- Mao, Y., Zhang, X., Xia, X., Zhong, H., & Zhao, L. (2010). Versatile aromatic compound-degrading capacity and microdiversity of *Thauera* strains isolated from a coking wastewater treatment bioreactor. *Journal of Industrial Microbiology and Biotechnology*, 37(9), 927-934.
- Niu, J., Feng, Y., Wang, N., Liu, S., Liang, Y., Liu, J., & He, W. (2021). Effects of high ammonia loading and in-situ short-cut nitrification in low carbon-nitrogen ratio wastewater treatment by biocathode microbial electrochemical system. *Science of The Total Environment*, 755, 142641.

- Ren, Y., Ngo, H. H., Guo, W., Wang, D., Peng, L., Ni, B. J., ... & Liu, Y. (2020). New perspectives on microbial communities and biological nitrogen removal processes in wastewater treatment systems. *Bioresource technology*, 297, 122491.
- Shourjeh, M. S., Kowal, P., Drewnowski, J., Szeląg, B., Szaja, A., & Łagód, G. (2020). Mutual Interaction between Temperature and DO Set Point on AOB and NOB Activity during Shortcut Nitrification in a Sequencing Batch Reactor in Terms of Energy Consumption Optimization. *Energies*, 13(21), 5808.
- Wu, J., Zhang, Y., & Yan, G. (2016). Differentiating two partial nitrification mechanisms: inhibiting nitrite oxidizing bacteria activity or promoting ammonium oxidizing bacteria activity. *Journal of environmental chemical engineering*, 4(3), 3260-3266.
- Winkler, M. K., & Straka, L. (2019). New directions in biological nitrogen removal and recovery from wastewater. *Current opinion in biotechnology*, 57, 50-55.
- Yao, S., Chen, L., Guan, D., Zhang, Z., Tian, X., Wang, A., ... & Li, J. (2017). On-site nutrient recovery and removal from source-separated urine by phosphorus precipitation and short-cut nitrification-denitrification. *Chemosphere*, 175, 210-218.
- Yan, L., Liu, S., Liu, Q., Zhang, M., Liu, Y., Wen, Y., ... & Yang, Q. (2019). Improved performance of simultaneous nitrification and denitrification via nitrite in an oxygen-limited SBR by alternating the DO. *Bioresource technology*, 275, 153-162.
- Yang, K. X., Hou, H. X., Wang, Y. Z., Shi, H. R., Xu, G. S., Han, Y. P., ... & Li, L. (2018). Characteristics of Bioaerosols Emitted from WWTP with SBR Treatment Process. *Environmental Science*, 39(11), 4909-4914.
- Zhao, J., Wang, X., Li, X., Jia, S., Wang, Q., & Peng, Y. (2019). Improvement of partial nitrification endogenous denitrification and phosphorus removal system: Balancing competition between phosphorus and glycogen accumulating organisms to enhance nitrogen removal without initiating phosphorus removal deterioration. *Bioresource technology*, 281, 382-391.
- Zhang, S. J., Peng, Y. Z., Wang, S. Y., Zheng, S. W., & Jin, G. (2007). Organic matter and concentrated nitrogen removal by shortcut nitrification and denitrification from mature municipal landfill leachate. *Journal of Environmental Sciences*, 19(6), 647-651.
- Zheng, X., Zhou, W., Wan, R., Luo, J., Su, Y., Huang, H., & Chen, Y. (2018). Increasing municipal wastewater BNR by using the preferred carbon source derived from kitchen wastewater to enhance phosphorus uptake and short-cut nitrification-denitrification. *Chemical engineering journal*, 344, 556-564.
- Zhang, Z., Zhang, Y., & Chen, Y. (2020). Recent advances in partial denitrification in biological nitrogen removal: From enrichment to application. *Bioresource technology*, 298, 122444.
- Zhao, J., Feng, L., Yang, G., Dai, J., & Mu, J. (2017). Development of simultaneous nitrification-denitrification (SND) in biofilm reactors with partially coupled a novel biodegradable carrier for nitrogen-rich water purification. *Bioresource technology*, 243, 800-809.